



95.13.2



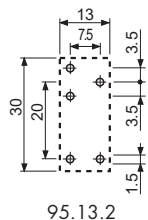
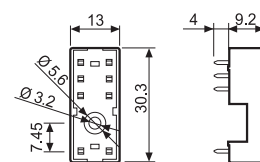
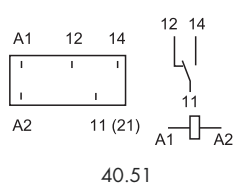
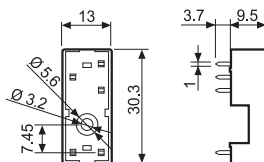
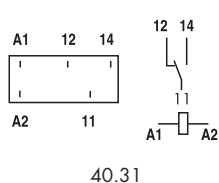
95.15.2

Approvals
(according to type):

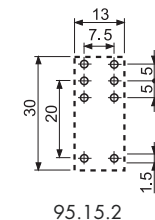
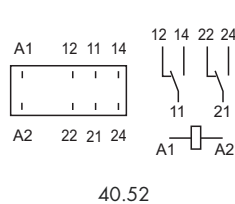


PCB socket	95.13.2 (blue)	95.13.20 (black)	95.15.2 (blue)	95.15.20 (black)
For relay type	40.31, 40.41		40.51, 40.52, 40.61	
Accessories				
Metal retaining clip (supplied with socket - packaging code SMA)			095.51	
Plastic retaining clip			095.52	
Technical data				
Rated values	10 A - 250 V *			
Dielectric strength	6 kV (1.2/50 μs) between coil and contacts			
Protection category	IP 20			
Ambient temperature	°C	−40...+70		

* For currents >10 A, contact terminals must be connected in parallel (21 with 11, 24 with 14, 22 with 12).
With the relay 40.51 the change-over contact will be 21-12-14.

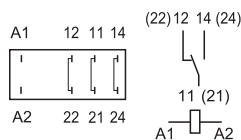


Copper side view



95.15.2

Copper side view



Packaging codes

How to code and identify retaining clip and packaging options for sockets.

Example:

9 5 . 0 5 S P A

A Standard packaging

SM Metal retaining clip
SP Plastic retaining clip

9 5 . 0 5

Without retaining clip