RoHS 2015/863/EU REACH compliant Conflict minerals free

GEYER quartz technology

Clock Oscillator SMD-version +3.3 V

part no.	12.95510
model	KXO-V95
frequency	24.0 MHz
frequency stability at -20° ~ +70°C	±50 ppm
operating temperature	-20° ~ +70°C
storage temperature	-40° ~ +85°C
symmetry	40 % ~ 60 % at 50 % V_{DD} level
rise & fall time max.	10 ns (10 % V_{DD} ~ 90 % V_{DD} level)
"O" level max.	V_{OL}: 10 % V_{DD}
"1" level min.	V_{OH}: 90 % V_{DD}
supply voltage $_{VDD}$	+2.5 ~ +3.3 V ±5 %
tri-state control voltage (Pin#1)	V_{IH}: V_{DD} x 0.7 min. V_{IL}: V_{DD} x 0.3 max.
supply voltage range	+1.8 V ~ +3.6 V
supply current	3.4 mA typ., 7.0 mA max.
output load max.	15 pF (HCMOS)
start up time max.	10 ms
disable delay time max.	200 ns
enable delay time max.	10 ms
stand by current max.	50 µA (Pin #1 = V_{IL})
jitter max.	deterministic jitter 5 ps random jitter 7 ps norm 1-sigma 7 ps peak to peak 40 ps
contents of reel	1000 pcs.

Dimensions (mm):

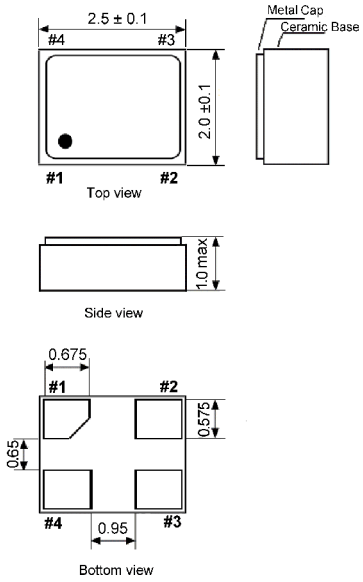

Pin	Connection	
1	"L" (0V)	"H" or OPEN
2	GND	
3	Z	OUTPUT
4	V_{DD}	

Z: high impedance

Suggested soldering pad:

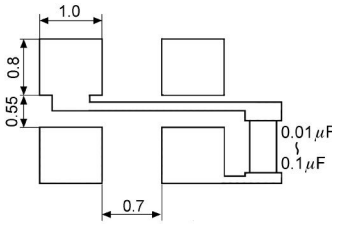

Test circuit:

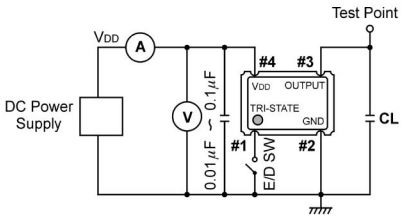

CL: including fixture and probe capacitance.

Output Waveform:

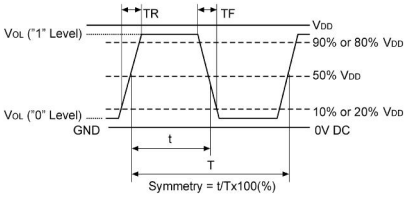

Reflow soldering condition:

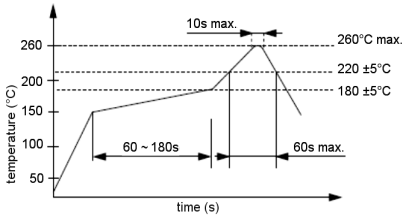

Tape specification:

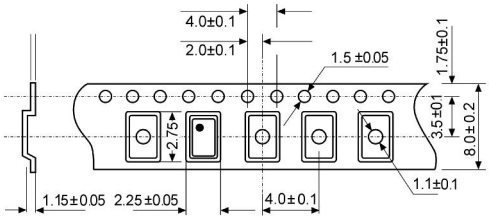

reel diameter 178 mm

GEYER Electronic GmbH Behringstraße 6 D-82152 Planegg / München
Tel. +49 89 546868-0 quartz@geyer-electronic.de www.geyer-electronic.de