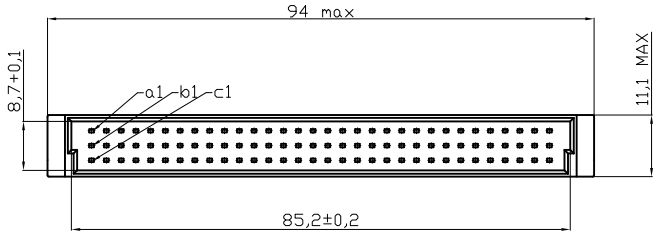

NOTES:

① Connector Meets Requirement OF DIN 41612

② Material:
1.Housing : Glass-Filled PBT. Color: Grey, UL 94V-0
2.Contact : Copper Alloy

③ Contact Tail Dimension
Thickness :0.48±0.03mm
Width :0.48±0.03mm
Tail Length :3.5-0.2mm

④ Contact Finish(Option in Part Number "x")
-1: 25µ" (0.63µm)Pd/Ni and 2µ"Gold Plating on Mating Area ,100µ"(2.54um)Tin Plating on Tail Area, Flash Gold Plating on Non-mating Area,50µ" (1.27µm)Nickel Underplate All Over
-2: 12µ" (0.30µm)Pd/Ni and 2µ"Gold Plating on Mating Area ,100µ"(2.54um)Tin Plating on Tail Area, Flash Gold Plating on Non-mating Area,50µ" (1.27µm)Nickel Underplate All Over
Blank: Flash Gold Plating on mating and non-mating Area, Tin Plating on Tail Area,Nickel Underplate All Over

⑤ Connector Printed with Part Number,and Batch Number

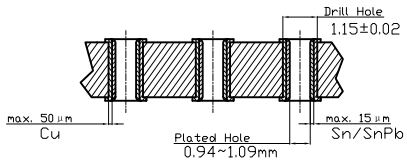

Recommended Hole Specifications
Section A-A
Scale 6:1

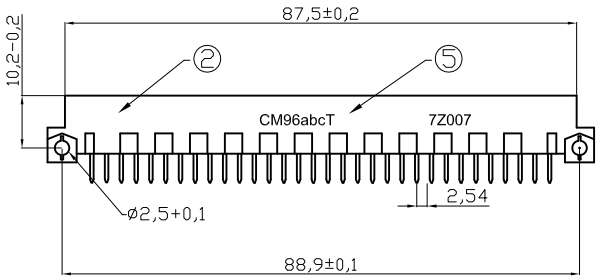

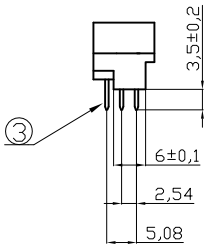

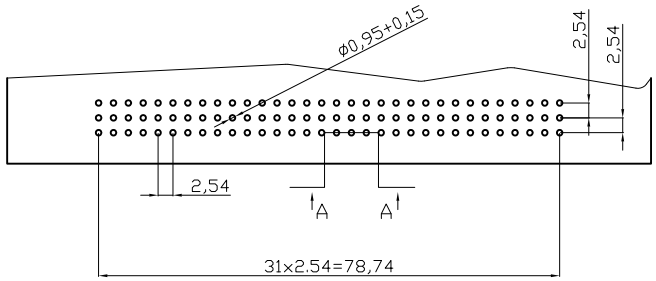

Recommended PCB Hole Layout
Component Side
Scale 1:1

RoHS compliant
UNIT:mm

Scale	Free
TOLERANCE	
X.	±0.25
X.X	±0.10
X.XX	±0.05
X.XXX	±0.012
DIM	TOL
Angle	±1°

Id.	Modification	Date	Name
④	Modification of Male Pin – see PCN20131612_DIN41612-Arev01	20.12.2013	Amy
③	Modify plating spec.	15.03.2011	Dean
②	Update	16.07.2009	Dean
①	Drawn	02.11.2004	Hellwig

	Date	Name
Drawn	02.11.2004	Hellwig
Approved	20.12.2013	Amy

ASSMANN WSW components

Customer-No.

ASSMANN WSW-No. A-CM64ACT-x A-CM96ABCT-x

Drawing-No. ASS 1255A CO rev04

Replace Sheet