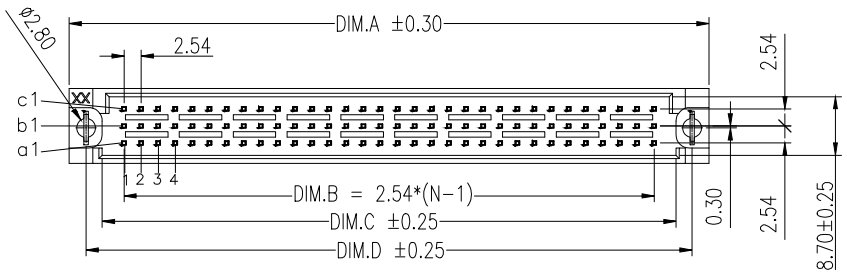

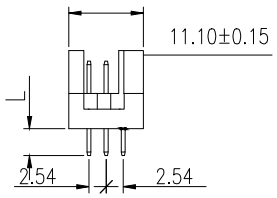

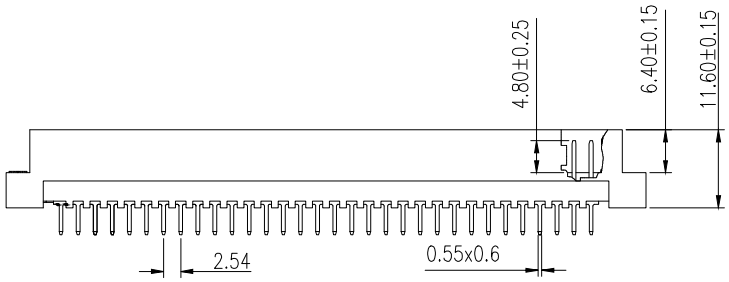

Technical specifications:

Materials:

1. Insulator: Glass-Filled PBT, Color: Grey, UL 94V-0
2. Contact: Copper Alloy

Contact plating according DIN41612 performance classes:

Performance class I (-1)	500 mating cycles min. 30u" AU plating on mating area, Gold Flash on non-mating area, 50u" Nickel underplating 100u" Sn plating on solder area over 50u" Nickel
Performance class II (-2)	250 mating cycles min. 15u" AU plating on mating area, Gold Flash on non-mating area, 50u" Nickel underplating 100u" Sn plating on solder area over 50u" Nickel
Performance class III (blank)	50 mating cycles min. Gold flash on mating side over 50u" Nickel 100u" Sn plating on solder area over 50u" Nickel

Other specifications:

Contact resistance:	20mOhm max.
Insulation resistance:	10^{12}Ohm min.
Current rating:	2A
Operating temperature:	-40°C to 105°C
Operating voltage:	125VAC
Test voltage:	1000VAC
Packaging:	Tray
Printing :	WSW+WSW part number +datacode(WWYY)

Recommended P.C.B Layout(Top Side)
(PCB BOARD TOLERANCE±0.05)

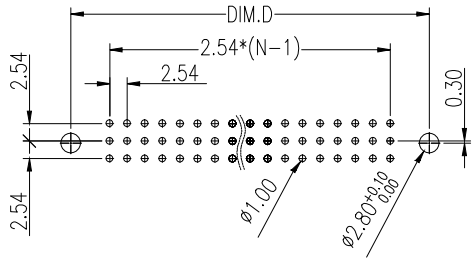

ROWS	DIM.A	DIM.B	DIM.C	DIM.D
3	95.00	78.74	85.20	90.00
2	95.00	78.74	85.20	90.00
3	54.40	38.10	44.60	50.00
2	54.40	38.10	44.60	50.00

DIN41612 STYLE R MALE INVERSIVE STRAIGHT

ORDERING CODE									CONTACT DETAILS			
		Style	M=Male F=Female	No of	Rows loaded	Pin type		Plating Class	Pin length in mm	Cross section	Pin load	Pin type/ direction
A	-	R	M	xx	xx	x	-	x				

Options (if another contact loading option is needed, please contact your sales office)

A	-	R	M	96	abc	T	-	1	T:	4.00 (±0.25)	0.60x0.60(±0.03)	abc: 3x32	THT straight (Page 1)
				64	a+c	T2.5		2	T2.5:	2.50 (±0.25)		a+c: 2x32	
				32	a			blank				a: 1x32	
						WAP			WAB:	13.00 (±0.20)	0.64x0.60(±0.03)		Wire wrap (Page 2)
						P			P:	5.00 (±0.20)			Press-In straight (Page 3)
						PWAB			PWAB:	13.00 (±0.20)			

RoHS compliant
Unit: mm

File No.: E198287

Scale	Free
TOLERANCE	
X.	±X
X.X	±0.40
X.XX	±0.25
X.XXX	±0.15
DIM	TOL
Angle	±3°

Id.	Modification	Date	Name
⑤	Update the page 2&3	21.01.2025	Winnie
④	Add UL E-file No.	20.05.2021	Daniel
③	Add the page 2&3	30.01.2021	Winnie
②	Change to new plant	17.08.2020	Winnie
①	Modification of Male Pin – see PCN20131612_DIN41612-Arev01	20.12.2013	Amy
⓪	Drawn	27.05.2013	Winnie

	Date	Name
Drawn	27.05.2013	Winnie
Approved	21.01.2025	Winnie

ASSMANN WSW components

Description: DIN 41612
Type R / Male / straight

ASSMANN WSW-No.
A-RMxxxxx-x

Drawing-No.
ASS 5681 CO

rev05

Customer-No.

SHEET
1 / 3

SV4824

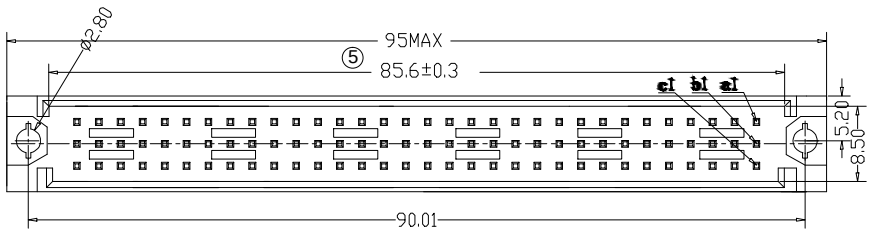

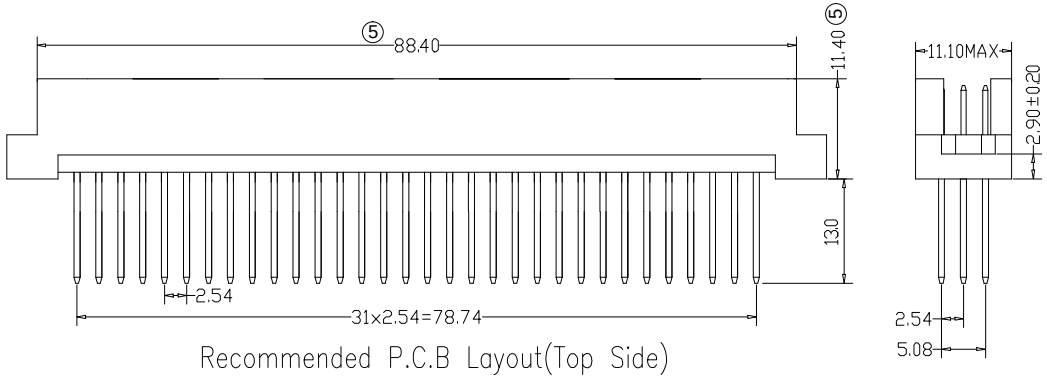

Recommended P.C.B Layout(Top Side)
(PCB BOARD TOLERANCE±0.05)

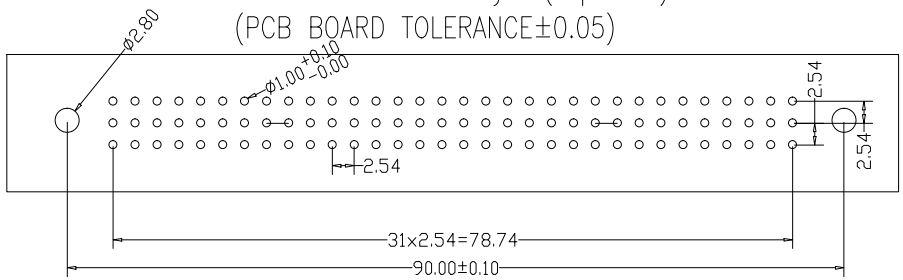

Technical specifications:

Materials:

1. Insulator: Glass-Filled PBT, Color: Grey, UL 94V-0
2. Contact: Copper Alloy

Contact plating according DIN41612 performance classes:

Performance class I (-1)	500 mating cycles min. 30u" AU plating on mating area, Gold Flash on non-mating area, 50u" Nickel underplating 100u" Sn plating on solder area over 50u" Nickel
Performance class II (-2)	250 mating cycles min. 15u" AU plating on mating area, Gold Flash on non-mating area, 50u" Nickel underplating 100u" Sn plating on solder area over 50u" Nickel
Performance class III (blank)	50 mating cycles min. Gold flash on mating side over 50u" Nickel 100u" Sn plating on solder area over 50u" Nickel

Other specifications:

Contact resistance:	20mOhm max.
Insulation resistance:	10^{12}Ohm min.
Current rating:	2A
Operating temperature:	-40°C to 105°C
Operating voltage:	125VAC
Test voltage:	1000VAC
Packaging:	Tray
Printing :	WSW+WSW part number +datacode(WWYY)

DIN41612 STYLE R MALE INVERSIVE STRAIGHT

ORDERING CODE									CONTACT DETAILS						
		Style	M=Male F=Female	No of	Rows loaded	Pin type		Plating Class	Pin length in mm		Cross section	Pin load	Pin type/ direction		
A	-	R	M	xx	xx	x	-	x							
Options (if another contact loading option is needed, please contact your sales office)															
A	-	R	M	96	abc	T	-	1	T:	4.00 (±0.25)	0.60x0.60(±0.03)	abc: 3x32	THT straight (Page 1)		
				64	a+c	T2.5		2	T2.5:	2.50 (±0.25)		a+c: 2x32			
				32	a			blank				a: 1x32			
						WAP			WAB:	13.00 (±0.20)	0.64x0.60(±0.03)		Wire wrap (Page 2)		
						P			P:	5.00 (±0.20)			Press-In straight (Page 3)		
						PWAB			PWAB:	13.00 (±0.20)					

RoHS compliant
Unit: mm

File No.: E198287

Scale	Free
TOLERANCE	
X.	±X
X.X	±0.40
X.XX	±0.25
X.XXX	±0.15
DIM	TOL
Angle	±3°

Id.	Modification	Date	Name
⑤	Update the page 2&3	21.01.2025	Winnie
④	Add UL E-file No.	20.05.2021	Daniel
③	Add the page 2&3	30.01.2021	Winnie
②	Change to new plant	17.08.2020	Winnie
①	Modification of Male Pin – see PCN20131612_DIN41612-Arev01	20.12.2013	Amy
⓪	Drawn	27.05.2013	Winnie

	Date	Name
Drawn	27.05.2013	Winnie
Approved	21.01.2025	Winnie

ASSMANN WSW components

Description: DIN 41612
Type R / THT Wrap / Male / Straight

ASSMANN WSW-No.
A-RMxxxxx-x

Drawing-No.
ASS 5681 CO

rev05

Customer-No.

SHEET
2 / 3

SV4824

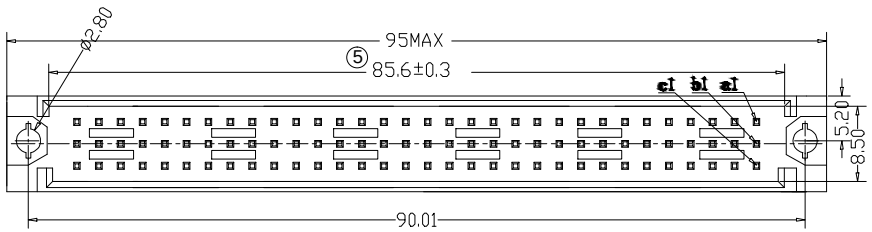

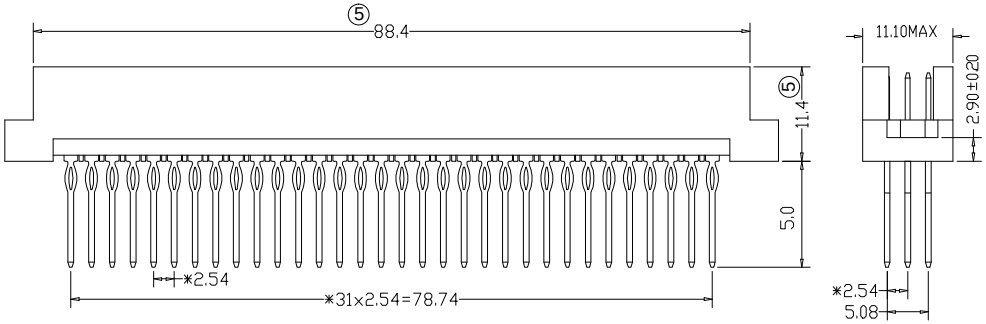

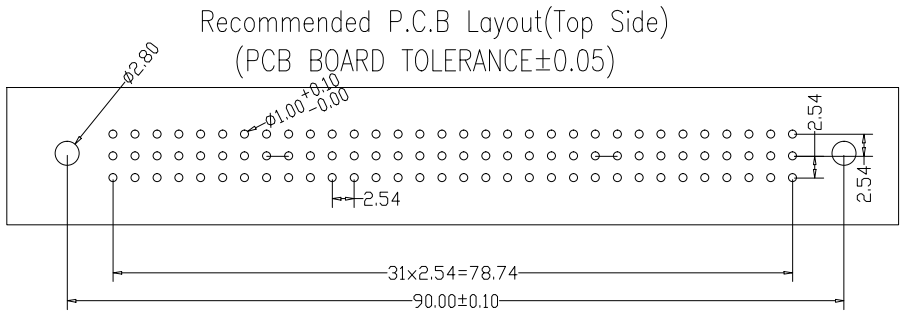

Technical specifications:

Materials:

1. Insulator: Glass-Filled PBT, Color: Grey, UL 94V-0
2. Contact: Copper Alloy

Contact plating according DIN41612 performance classes:

Performance class I	500 mating cycles min.
(-1)	30u" AU plating on mating area, Gold Flash on non-mating area,
	50u" Nickel underplating
	100u" Sn plating on solder area over 50u" Nickel
Performance class II	250 mating cycles min.
(-2)	15u" AU plating on mating area, Gold Flash on non-mating area,
	50u" Nickel underplating
	100u" Sn plating on solder area over 50u" Nickel
Performance class III	50 mating cycles min.
(blank)	Gold flash on mating side over 50u" Nickel
	100u" Sn plating on solder area over 50u" Nickel

Other specifications:

Contact resistance:	20mOhm max.
Insulation resistance:	10^{12}Ohm min.
Current rating:	2A
Operating temperature:	-40°C to 105°C
Operating voltage:	125VAC
Test voltage:	1000VAC
Packaging:	Tray
Printing :	WSW+WSW part number +datacode(WWYY)

DIN41612 STYLE R MALE INVERSIVE STRAIGHT

ORDERING CODE									CONTACT DETAILS				
		Style	M=Male F=Female	No of	Rows loaded	Pin type		Plating Class	Pin length in mm		Cross section	Pin load	Pin type/ direction
A	-	R	M	xx	xx	x	-	x					
Options (if another contact loading option is needed, please contact your sales office)													
A	-	R	M	96	abc	T	-	1	T:	4.00 (±0.25)	0.60x0.60(±0.03)	abc: 3x32	THT straight (Page 1)
				64	a+c	T2.5		2	T2.5:	2.50 (±0.25)		a+c: 2x32	
				32	a			blank				a: 1x32	
						WAP			WAB:	13.00 (±0.20)	0.64x0.60(±0.03)		Wire wrap (Page 2)
						P			P:	5.00 (±0.20)			Press-In straight (Page 3)
						PWAB			PWAB:	13.00 (±0.20)			

RoHS compliant
Unit: mm

Scale	Free
TOLERANCE	
X.	±X
X.X	±0.40
X.XX	±0.25
X.XXX	±0.15
DIM	TOL
Angle	±3°

Id.	Modification	Date	Name		Date	Name
⑤	Update the page 2&3	21.01.2025	Winnie			
④	Add UL E-file No.	20.05.2021	Daniel	Drawn	27.05.2013	Winnie
③	Add the page 2&3	30.01.2021	Winnie	Approved	21.01.2025	Winnie
②	Change to new plant	17.08.2020	Winnie			
①	Modification of Male Pin – see PCN20131612_DIN41612-Arev01	20.12.2013	Amy			
⓪	Drawn	27.05.2013	Winnie			

ASSMANN WSW components

Description: DIN 41612
Type R / Press-in / Male/ Straight

ASSMANN WSW-No.
A-RMxxxxx-x

Drawing-No.
ASS 5681 CO

rev05

Customer-No.

SHEET
3 / 3

SV4824