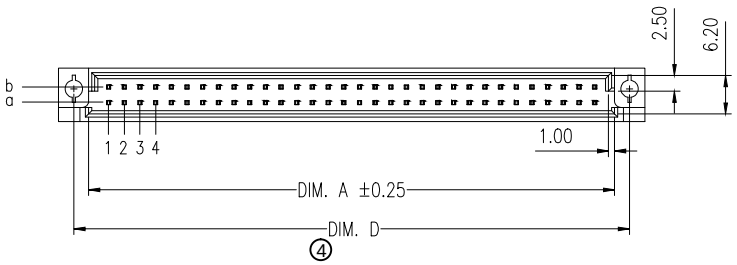

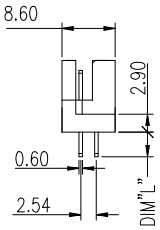

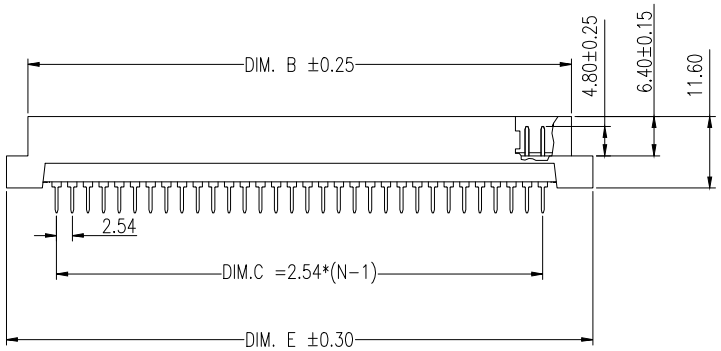

Technical specifications:

Materials:

1. Insulator: Glass-Filled PBT, Color: Grey, UL 94V-0
2. Contact: Copper Alloy

Contact plating according DIN41612 performance classes:

Performance class I	500 mating cycles min.
(-1)	30u" AU plating on mating area, Gold Flash on non-mating area,
	50u" Nickel underplating
	100u" Sn plating on solder area over 50u" Nickel
Performance class II	250 mating cycles min.
(-2)	15u" AU plating on mating area, Gold Flash on non-mating area,
	50u" Nickel underplating
	100u" Sn plating on solder area over 50u" Nickel
Performance class III	50 mating cycles min.
(blank)	Gold flash on mating side over 50u" Nickel
	100u" Sn plating on solder area over 50u" Nickel

Other specifications:

Contact resistance:	20mOhm max.
Insulation resistance:	10^{12}Ohm min.
Current rating:	2A
Operating temperature:	-40°C to 105°C
Operating voltage:	125VAC
Test voltage:	1000VAC
Packaging:	Tray

Recommended P.C.B Layout(Top Side)
(PCB BOARD TOLERANCE±0.05)

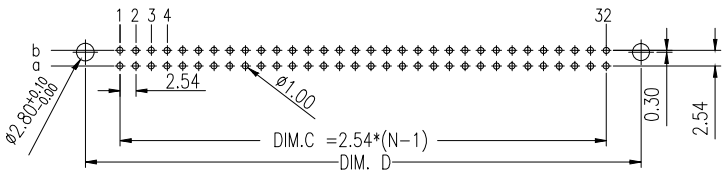

③

ROWS	DIMA	DIMB	DIMD	DIME
2	85.20	88.00	90.00	95.00
2	44.60	47.40	50.00	55.00

DIN41612 STYLE Q MALE INVERSIVE STRAIGHT

ORDERING CODE									CONTACT DETAILS				
		Style	M=Male F=Female	No of pins	Rows loaded	Pin type		Plating Class		Pin length in mm	Cross section	Pin load	Pin type/ direction
A	-	Q	M	xx	xx	x	-	x					
Options (if another contact loading option is needed, please contact your sales office)													
A	-	Q	M	64	ab	T	-	1		T:	4.00 (±0.25)	0.50x0.60(±0.03)	ab: 2x32	THT straight(Page 1)
				32	a	T2,5		2		T2.5:	2,50 (±0.25)		a: 1x32	
						P		blank		P:	5.00(±0.20)	0.64x0.60(±0.03)		Press-in straight(Page 2)
						PWAB				PWAB:	13.00(±0.20)			

⑥

RoHS compliant
Unit: mm

File No.: E198287

Scale	Free
TOLERANCE	
X.	±X
X.X	±0.40
X.XX	±0.25
X.XXX	±0.15
DIM	TOL
Angle	±3°

Id.	Modification	Date	Name
⑥	Update the Pin size to 0.5x0.60 on THT	19.01.2022	Winnie
⑤	Add page 2	25.08.2021	Winnie
④	Add Dim.D	26.07.2021	Daniel
③	Update Dim. and add UL E-file No.	17.05.2021	Daniel
②	Change to new plant	17.08.2020	Winnie
①	Modification of Male Pin – see PCN20131612_DIN41612-Arev01	20.12.2013	Amy

	Date	Name
Drawn	24.05.2013	Winnie
Approved	19.01.2022	Winnie

ASSMANN WSW components

Description: DIN 41612
Type Q / male / straight

ASSMANN WSW-No.
A-QMxxxxx-x

Drawing-No.
ASS 5682 CO

rev06

Customer-No.

SHEET
1 / 3

SV4824

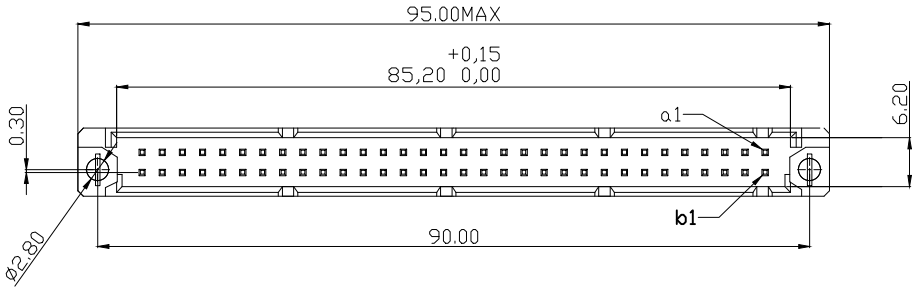

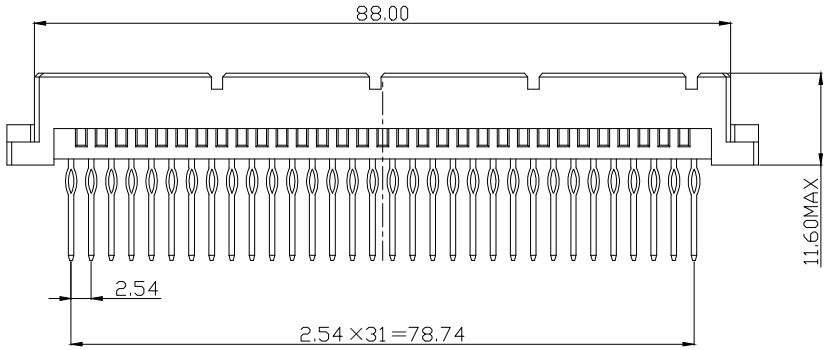

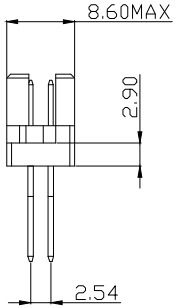

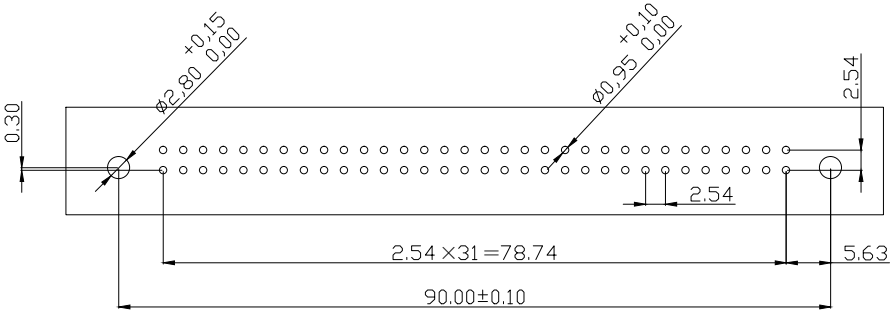

Recommended P.C.B Layout

Technical specifications:

Materials:

1. Insulator: Glass-Filled PBT, Color: Grey, UL 94V-0
2. Contact: Copper Alloy

Contact plating according DIN41612 performance classes:

Performance class I	500 mating cycles min.
(-1)	30u" AU plating on mating area, Gold Flash on non-mating area,
	50u" Nickel underplating
	100u" Sn plating on solder area over 50u" Nickel
Performance class II	250 mating cycles min.
(-2)	15u" AU plating on mating area, Gold Flash on non-mating area,
	50u" Nickel underplating
	100u" Sn plating on solder area over 50u" Nickel
Performance class III	50 mating cycles min.
(blank)	Gold flash on mating side over 50u" Nickel
	100u" Sn plating on solder area over 50u" Nickel

Other specifications:

Contact resistance:	20mOhm max.
Insulation resistance:	10^{12}Ohm min.
Current rating:	2A
Operating temperature:	-40°C to 105°C
Operating voltage:	125VAC
Test voltage:	1000VAC
Packaging:	Tray

DIN41612 STYLE Q MALE INVERSIVE STRAIGHT

ORDERING CODE									CONTACT DETAILS			
		Style	M=Male F=Female	No of pins	Rows loaded	Pin type		Plating Class	Pin length in mm		Cross section	Pin load	Pin type/ direction
A	-	Q	M	xx	xx	x	-	x					
Options (if another contact loading option is needed, please contact your sales office)													
⑥ A	-	Q	M	64	ab	T	-	1	T:	4.00 (±0.25)	0.50x0.60(±0.03)	ab: 2x32	THT straight(Page 1)
				32	a	T2,5		2	T2.5:	2,50 (±0.25)		a: 1x32	
						P		blank	P:	5.00(±0.20)	0.64x0.60(±0.03)		Press-in straight(Page 2)
						PWAB			PWAB:	13.00(±0.20)			

RoHS compliant
Unit: mm

File No.: E198287

Scale	Free
TOLERANCE	
X.	±X
X.X	±0.40
X.XX	±0.25
X.XXX	±0.15
DIM	TOL
Angle	±3°

Id.	Modification	Date	Name
⑥	Update the Pin size to 0.5x0.60 on THT	19.01.2022	Winnie
⑤	Add page 2	25.08.2021	Winnie
④	Add Dim.D	26.07.2021	Daniel
③	Update Dim. and add UL E-file No.	17.05.2021	Daniel
②	Change to new plant	17.08.2020	Winnie
①	Modification of Male Pin – see PCN20131612_DIN41612-Arev01	20.12.2013	Amy

	Date	Name
Drawn	24.05.2013	Winnie
Approved	19.01.2022	Winnie

ASSMANN WSW components

Description: DIN 41612
Type Q / male / Press-fit

ASSMANN WSW-No.
A-QMxxxxx-x

Drawing-No.
ASS 5682 CO

rev06

Customer-No.

SHEET
2/ 2

SV4824