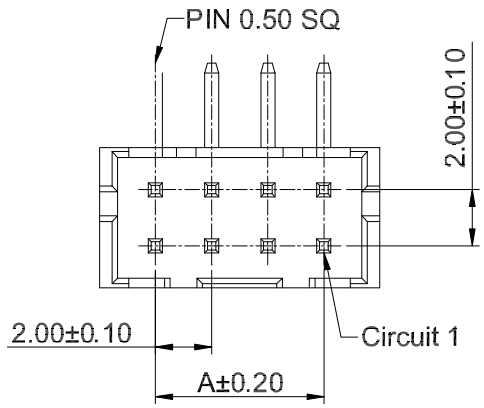

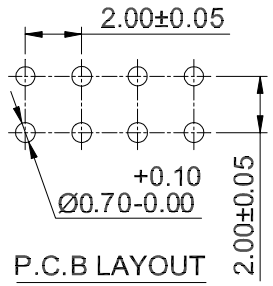

P.C.B LAYOUT

NOTES:

1.Housing Material: Nylon 66 UL94V-0, Grey;
2.Contact Pin : Brass;
3.Voltage Rating: 250V AC.DC;
4.Current Rating: 3A AC,DC;
5.Withstanding Voltage: 800V AC/minute;
6.Insulation Resistance: 1000MΩ Min;
7.Temperature Range: -40°C to +105°C;
8.Packing: PE bag

A-WBP-K002DA-xxTB0x
- 1: Tin over Nickel
- 2: Gold Flash

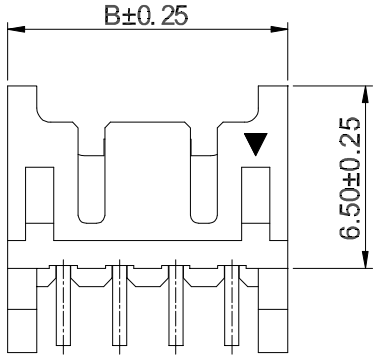

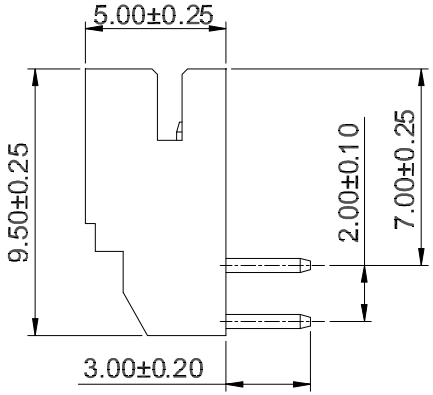

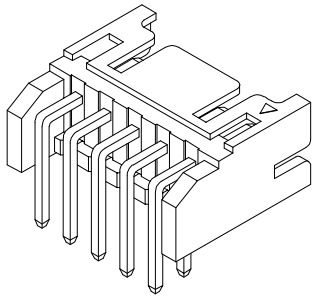

Poles	Dimensions(mm) A	Dimensions(mm) B
4	2.00	6.00
6	4.00	8.00
8	6.00	10.00
10	8.00	12.00
12	10.00	14.00
14	12.00	16.00
16	14.00	18.00
18	16.00	20.00
20	18.00	22.00
22	20.00	24.00
24	22.00	26.00
26	24.00	28.00
28	26.00	30.00
30	28.00	32.00
32	30.00	34.00
34	32.00	36.00
36	34.00	38.00
38	36.00	40.00
40	38.00	42.00
42	40.00	44.00
44	42.00	46.00
46	44.00	48.00
48	46.00	50.00
50	48.00	52.00

RoHS compliant
Unit: mm

① File No.: E198287

Scale	Free
TOLERANCE	
X.	±0.35
X.X	±0.25
X.XX	±0.20
X.XXX	±0.15
DIM	TOL
Angle	TOL

Id.	Modification	Date	Name
2	Update the dimension of Housing	13.02.2025	Peter
1	Add UL E-No. on page 1,2	15.03.2023	Peter
0	Drawn	08.05.2021	Segal

	Date	Name
Drawn	08.05.2021	Segal
Approved	13.02.2025	Peter

ASSMANN WSW components

Description: Wire-to-board wafer / 2.0mm / 90°

ASSMANN WSW-No. A-WBP-K002DA-xxTB0x

Drawing-No. ASS 9009 CO

rev02

Replace

Sheet 1/4

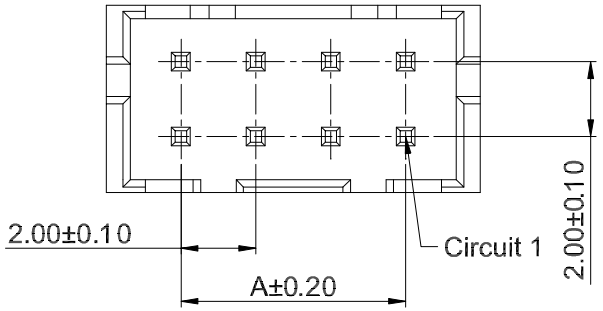

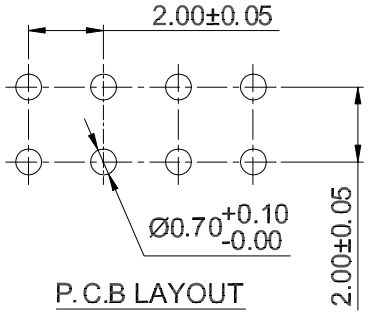

P.C.B LAYOUT

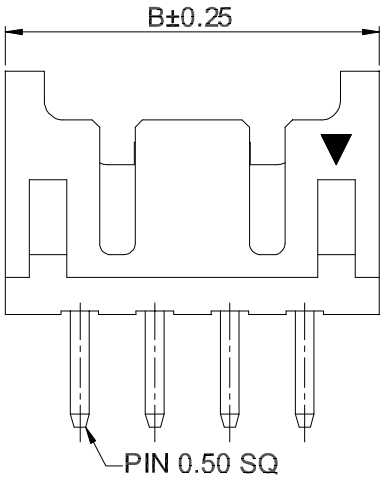

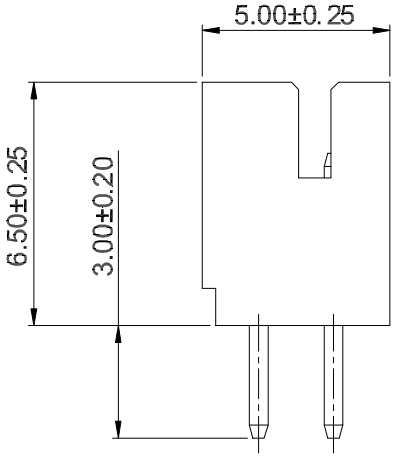

NOTES:

1.Housing Material: Nylon 66 UL94V-0, Grey;
2.Contact Pin : Brass;
3.Voltage Rating: 250V AC.DC;
4.Current Rating: 3A AC,DC;
5.Withstanding Voltage: 800V AC/minute;
6.Insulation Resistance: 1000MΩ Min;
7.Temperature Range: -40°C to +105°C;
8.Packing: PE bag.

A-WBP-K002DG-xxTB0x
- 1: Tin over Nickel
- 2: Gold Flash

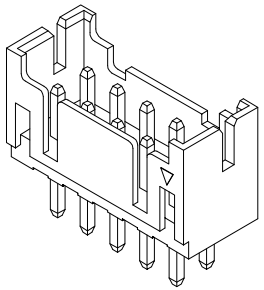

Poles	Dimensions(mm) A	B
4	2.00	6.00
6	4.00	8.00
8	6.00	10.00
10	8.00	12.00
12	10.00	14.00
14	12.00	16.00
16	14.00	18.00
18	16.00	20.00
20	18.00	22.00
22	20.00	24.00
24	22.00	26.00
26	24.00	28.00
28	26.00	30.00
30	28.00	32.00
32	30.00	34.00
34	32.00	36.00
36	34.00	38.00
38	36.00	40.00
40	38.00	42.00
42	40.00	44.00
44	42.00	46.00
46	44.00	48.00
48	46.00	50.00
50	48.00	52.00

RoHS compliant
Unit: mm

① File No.: E198287

Scale	Free
TOLERANCE	
X.	±0.35
X.X	±0.25
X.XX	±0.20
X.XXX	±0.15
DIM	TOL
Angle	TOL

Id.	Modification	Date	Name
②	Update the dimension of Housing	13.02.2025	Peter
①	Add UL E-No. on page 1,2	15.03.2023	Peter
⓪	Drawn	08.05.2021	Segal

	Date	Name
Drawn	08.05.2021	Segal
Approved	13.02.2025	Peter

ASSMANN WSW components

Description: Wire-to-board wafer / THT / 2.0mm / 180°

ASSMANN WSW-No. A-WBP-K002DG-xxTB0x

Drawing-No. ASS 9009 CO

rev02

Replace

Sheet 2/4

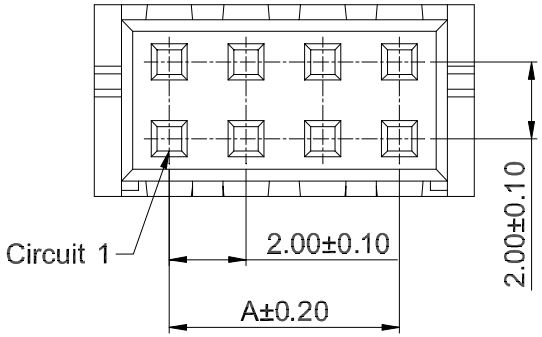

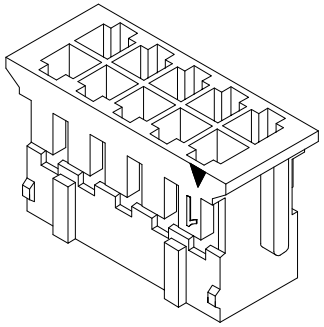

NOTES:

1.Housing Material: Nylon 66 UL94V-0, White;
2.Voltage Rating: 250V AC.DC;
3.Current Rating: 3A AC,DC;
4.Withstanding Voltage: 800V AC/minute;
5.Insulation Resistance: 1000MΩ Min;
6.Temperature Range: -40°C to +105°C;
7.Packing: PE bag

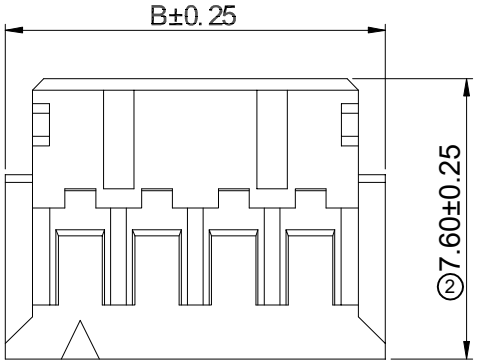

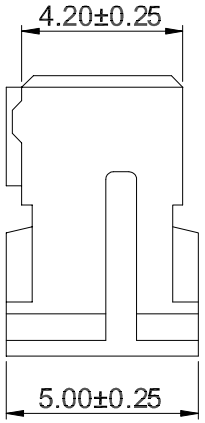

Poles	Dimensions(mm)	
	A	B
4	2.00	5.90
6	4.00	7.90
8	6.00	9.90
10	8.00	11.90
12	10.00	13.90
14	12.00	15.90
16	14.00	17.90
18	16.00	19.90
20	18.00	21.90
22	20.00	23.90
24	22.00	25.90
26	24.00	27.90
28	26.00	29.90
30	28.00	31.90
32	30.00	33.90
34	32.00	35.90
36	34.00	37.90
38	36.00	39.90
40	38.00	41.90
42	40.00	43.90
44	42.00	45.90
46	44.00	47.90
48	46.00	49.90
50	48.00	51.90

RoHS compliant
Unit: mm

Scale	Free
TOLERANCE	
X.	±0.35
X.X	±0.25
X.XX	±0.20
X.XXX	±0.15
DIM	TOL
Angle	TOL

Id.	Modification	Date	Name
②	Update the dimension of Housing	13.02.2025	Peter
①	Add UL E-No. on page 1,2	15.03.2023	Peter
⓪	Drawn	08.05.2021	Segal

	Date	Name
Drawn	08.05.2021	Segal
Approved	13.02.2025	Peter

ASSMANN WSW components

Description: Wire-to-board Housing / 2.0mm / 180°

ASSMANN WSW-No. A-WBH-K002DG-xxCB01

Drawing-No. ASS 9009 CO

rev02

Replace

Sheet 3/4

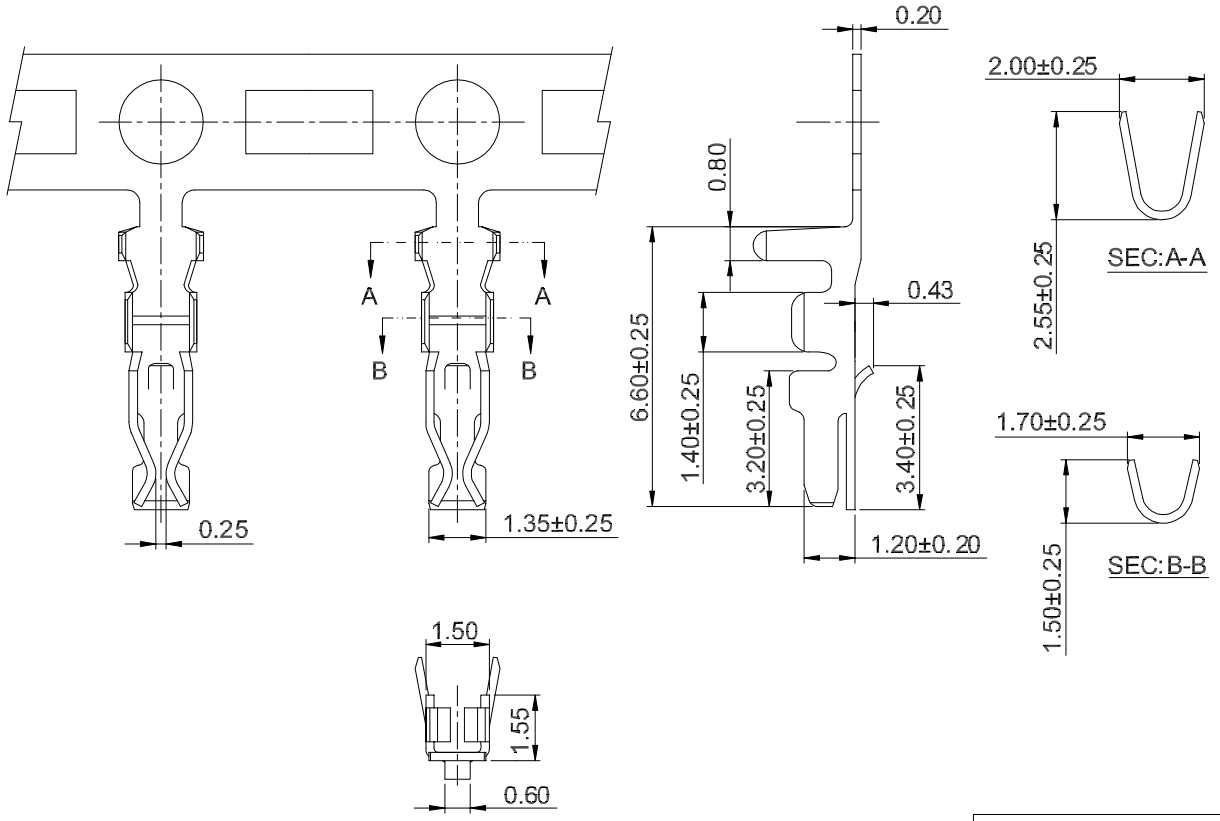

NOTES:

1.Material: Phosphor Bronze;
2.Voltage Rating: 250V AC.DC;
3.Current Rating: 3A AC,DC;
4.Withstanding Voltage: 800V AC/minute;
5.Temperature Range: -40°C to +105°C;
6.Contact Resistance: 10mΩ Max.

WSW P/N	Wire Range	Insulation OD	Finish	Qty/Reel
A-WBT-K002EG-xxCR01	AWG#22-#28	1.50mm(max)	Tin over Nickel	10,000 PCS
A-WBT-K002EG-xxCR02	AWG#22-#28	1.50mm(max)	Gold over Flash	10,000 PCS

RoHS compliant
Unit: mm

Scale	Free
TOLERANCE	
X.	±0.35
X.X	±0.25
X.XX	±0.20
X.XXX	±0.15
DIM	TOL
Angle	TOL

Id.	Modification	Date	Name
2	Update the dimension of Housing	13.02.2025	Peter
1	Add UL E-No. on page 1,2	15.03.2023	Peter
0	Drawn	08.05.2021	Segal

	Date	Name
Drawn	08.05.2021	Segal
Approved	13.02.2025	Peter

Description: Wire-to-board Terminal / 2.0mm / 180°

ASSMANN WSW-No. A-WBT-K002EG-xxCR01

Drawing-No. ASS 9009 CO

rev02

Replace

Sheet 4/4

ASSMANN WSW components