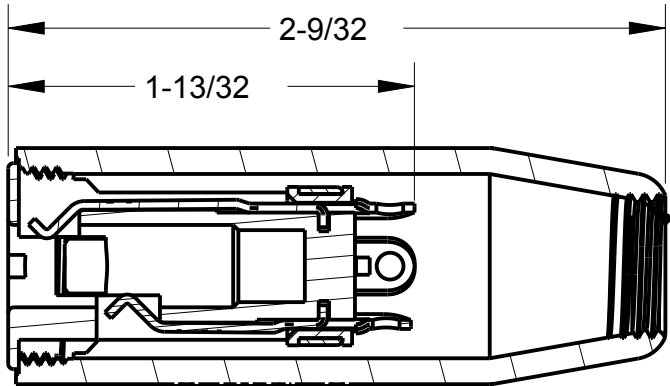
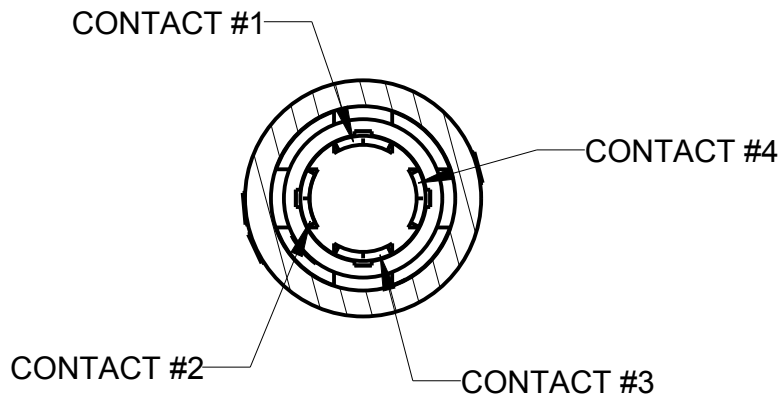
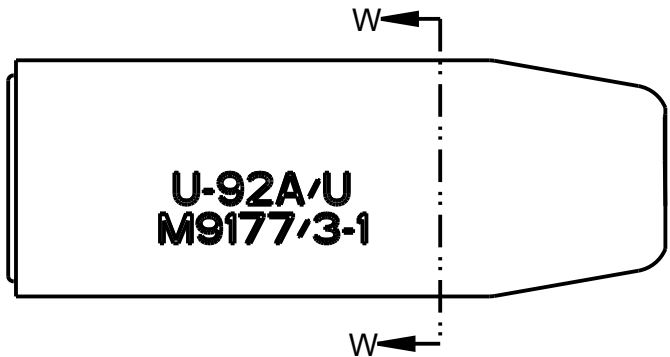
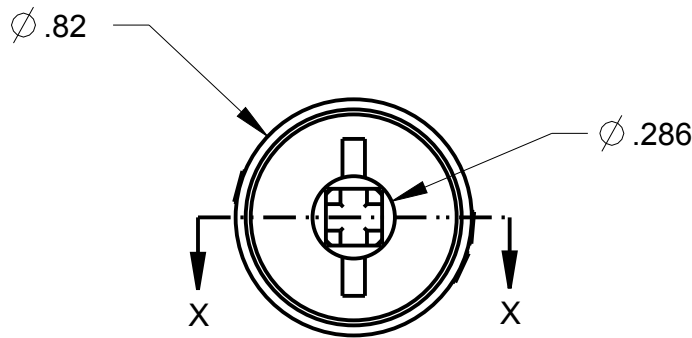


ITEM #	PART #	QTY	DESCRIPTION
1	TJS-102-9SP	1	JACK ASSEMBLY
2	TJ-102-6	1	SHELL

NOTES:
1) UNLESS OTHERWISE SPECIFIED, THIS PART MEETS THE GENERAL REQUIREMENTS OF MIL-C-9177/3A
2) EACH PART SHALL BE MARKED WITH U-94A/U & M9177/3-1
3) EACH CONTACT HAS AN IDENTIFICATION NUMBER STAMPED ON IT
4) MATING CONNECTORS M9177/1-1, & M9177/2-1



SECTION X-X



SECTION W-W

THIS DOCUMENT CONTAINS PROPRIETARY INFORMATION OF NEXUS, INCORPORATED AND SUCH INFORMATION MAY NOT BE DISCLOSED TO OTHERS FOR ANY PURPOSE OR USED FOR ANY PURPOSE WITHOUT THE WRITTEN CONSENT OF NEXUS.

A	NEW RELEASE	223	5/8 2015	HR
LET.	REVISION	CN #	DATE	CHK.

DWN.BY HR	DATE 5/8/15	MATERIAL		
CHECKED BY	DATE	FINISH		
APPR.BY	DATE	WEIGHT —	SCALE = 4.00 :1	NEXUS STAMFORD,CONN
UNLESS OTHERWISE SPECIFIED: DIMENSIONS ARE IN INCHES &/OR [mm] TOLERANCES: DECIMAL: .XX[X.X] .XXX[X.XX] ± .0X[0.X] ± .00X[0.0X] FRACTION: X/X ANGLES: .X ± .X°		TITLE TELEPHONE JACK		
		DO NOT SCALE DWG.	SHEET 1 OF 1	SIZE B
				DWG. NO. TJ-102SP