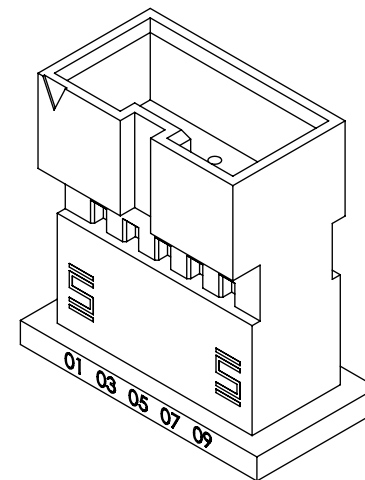
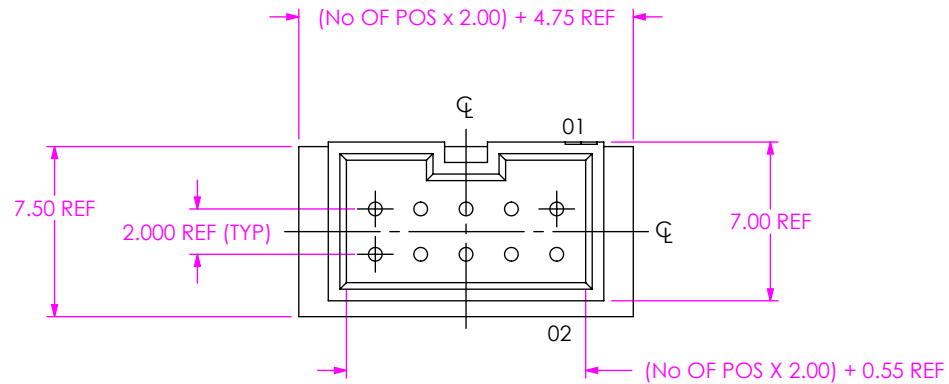


REVISION: B

DO NOT  
SCALE FROM  
THIS PRINT

DESIGNED & DIMENSIONED  
IN MILLIMETERS



ITD2-XX-D

No OF POSITIONS  
-02 THRU -30  
(PER ROW)

ROW SPECIFICATION  
-D: DOUBLE ROW

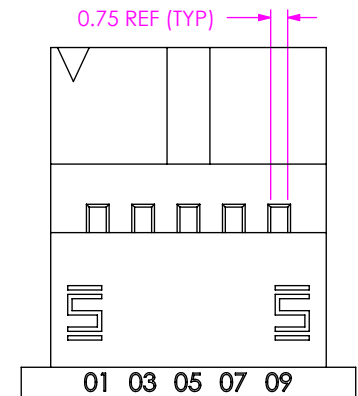
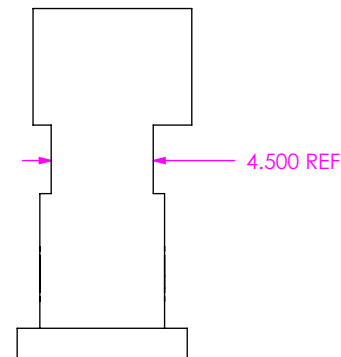
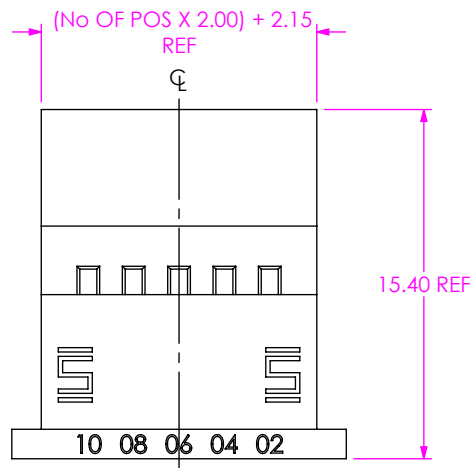


FIG 1  
ITD2-05-D SHOWN

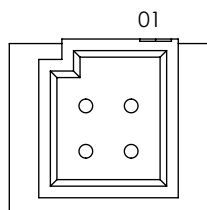


FIG 2  
ITD2-02-D SHOWN  
(DIFFERENT AS SHOWN,  
OTHERWISE SAME AS FIG 1)

PROPRIETARY NOTE  
THIS DOCUMENT CONTAINS CONFIDENTIAL AND PROPRIETARY INFORMATION AND ALL DESIGN, MANUFACTURING, REPRODUCTION, USE, PATENT RIGHTS AND SALES RIGHTS ARE EXPRESSLY RESERVED BY SAMTEC, INC. THIS DOCUMENT SHALL NOT BE DISCLOSED, IN WHOLE OR PART, TO ANY UNAUTHORIZED PERSON OR ENTITY NOR REPRODUCED, TRANSFERRED OR INCORPORATED IN ANY OTHER PROJECT IN ANY MANNER WITHOUT THE EXPRESS WRITTEN CONSENT OF SAMTEC, INC.

**samtec**

520 PARK EAST BLVD, NEW ALBANY, IN 47150  
PHONE: 812-944-6733 FAX: 812-948-5047  
e-Mail: info@SAMTEC.com code: 55322

MATERIAL: DO NOT SCALE DRAWING SHEET SCALE: 1:0.333333  
VECTRA, COLOR: BLACK

DESCRIPTION: 2.00mm TERMINAL BODY

DWG. NO. ITD2-XX-D

BY: SHERRY W 7/25/2016 SHEET 1 OF 1

C:\EnterpriseVault\DWG\SW\Exisprod\Assembly\2mm\ITD2-XX-D-CUS.slddrw