

IEC Appliance Inlet C14/C18, Screw-on mounting, Front side, Quick-connect



See below:

**Approvals and Compliances**

### Description

- Panel mount :  
Screw-on mounting , Front Side
- Appliance Inlet , Pin temperature 70 °C , protection class I or II
- Available in black and white

### Unique Selling Proposition

- Variants made from plant-based plastics with up to 2.5 kg CO2e reduction per packaging unit
- IEC 60320 & IEC 60529
- With sealing: IP54 under load, IP67 towards housing
- Without sealing: IP20

Inlet Connector C14 / C18 also available without seal. The V-Lock cord latching system prevents against accidental removal of the power supply and allows IP54 under load.

### Weblinks

[pdf data sheet](#), [html datasheet](#), [General Product Information](#), [Approvals](#), [Distributor-Stock-Check](#), [Accessories](#), [Detailed request for product](#)

### Technical Data

Ratings IEC	10A / 250VAC; 50Hz
Ratings UL/CSA	15A / 250VAC; 60Hz
Dielectric Strength	> 2.5kVAC between L-N > 3kVAC between L/N-PE (1 min/50Hz)
Allowable Operation Temperature	-25 °C to 70 °C
Protection against electric shock	Suitable for appliances with protection class I or II acc. to IEC 61140
Panel Thickness S	Screw: max 8 mm Recommended torque max 0.5Nm
Material: Housing	PA6, black / white, UL 94V-0

Appliance inlet/-outlet	C14 / C18 acc. to IEC 60320-1 UL 60320-1, CSA C22.2 no. 60320-1 (for cold conditions) pin-temperature 70 °C, 10A, Protection Class I or II
-------------------------	--

### Approvals and Compliances

Detailed information on product approvals, code requirements, usage instructions and detailed test conditions can be looked up in [Details about Approvals](#)

SCHURTER products are designed for use in industrial environments. They have approvals from independent testing bodies according to national and international standards. Products with specific characteristics and requirements such as required in the automotive sector according to IATF 16949, medical technology according to ISO 13485 or in the aerospace industry can be offered exclusively with customer-specific, individual agreements by SCHURTER.

### Approvals




The approval mark is used by the testing authorities to certify compliance with the safety requirements placed on electronic products.

Approval Reference Type: 6080

Approval Logo	Certificates	Certification Body	Description
	<a href="#">VDE Approvals</a>	VDE	Certificate Number: 40011871
	<a href="#">UL Approvals</a>	UL	UR File Number: E96454
	<a href="#">CCC Approvals</a>	CCC	CCC Certificate Number: 2022180204032911, 202218020403405

**Product standards**

Product standards that are referenced

Organization	Design	Standard	Description
	Designed according to	IEC 60320-1	Appliance couplers for household and similar general purposes
	Designed according to	UL 60320-1	Standard for Attachment Plugs and Receptacles
	Designed according to	CSA C22.2 no. 60320-1	General Use Receptacles, Attachment Plugs, and Similar Wiring Devices








**Application standards**

Application standards where the product can be used

Organization	Design	Standard	Description
	Suitable for applications acc.	IEC/UL 62368-1	Audio/video, information and communication technology equipment - Part 1: Safety requirements

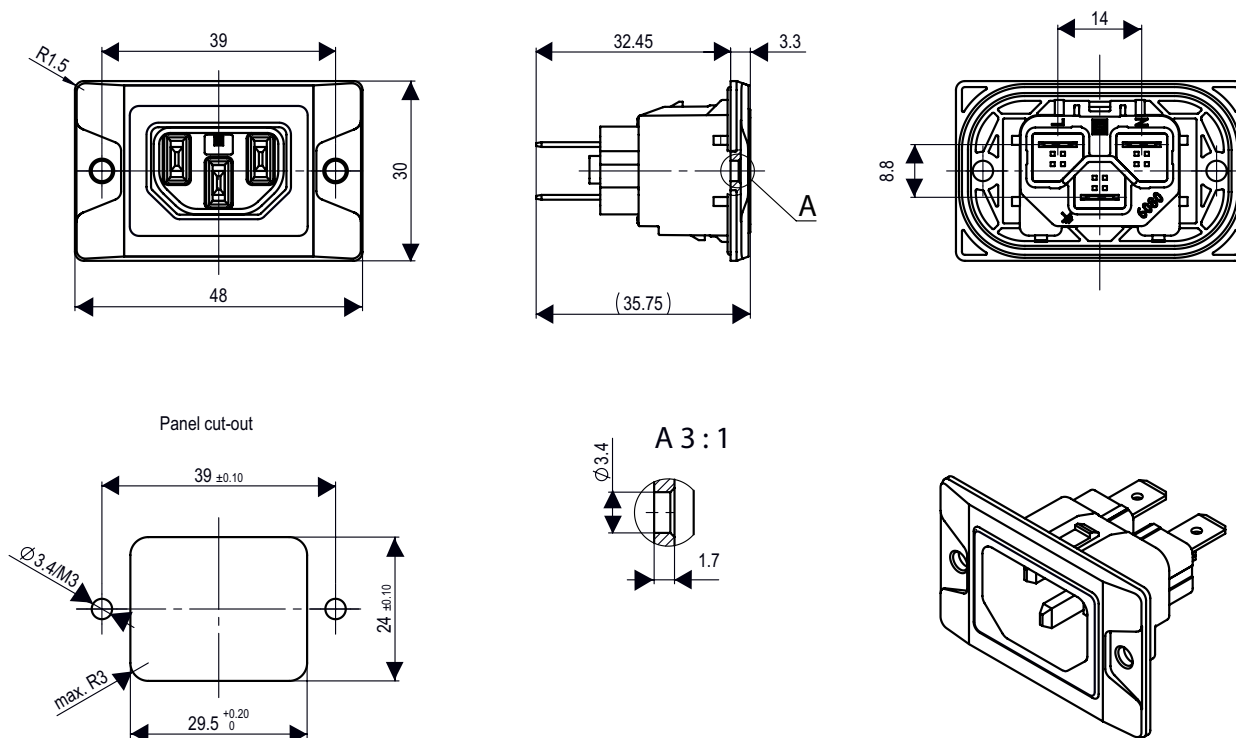
**Compliances**

The product complies with following Guide Lines

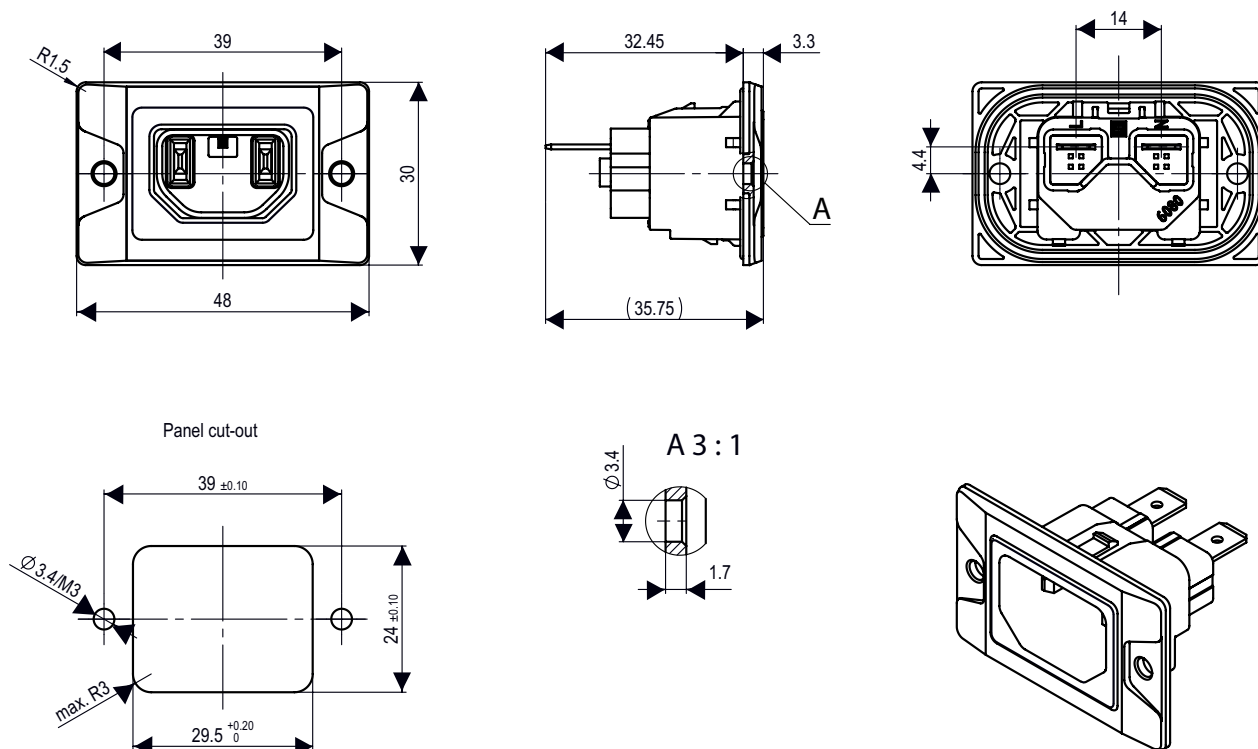
Identification	Details	Initiator	Description
	<a href="#">CE declaration of conformity</a>	SCHURTER AG	The CE marking declares that the product complies with the applicable requirements laid down in the harmonisation of Community legislation on its affixing in accordance with EU Regulation 765/2008.
	<a href="#">UKCA declaration of conformity</a>	SCHURTER AG	The UKCA marking declares that the product complies with the applicable requirements laid down in the British Amendment of Regulation (EC) 765/2008.
	RoHS	SCHURTER AG	Directive RoHS 2011/65/EU, Amendment (EU) 2015/863
	China RoHS	SCHURTER AG	The law SJ / T 11363-2006 (China RoHS) has been in force since 1 March 2007. It is similar to the EU directive RoHS.
	REACH	SCHURTER AG	On 1 June 2007, Regulation (EC) No 1907/2006 on the Registration, Evaluation, Authorization and Restriction of Chemicals 1 (abbreviated as "REACH") entered into force.
		SCHURTER AG	V-Lock system are based on a matching plug-dose combination. The connector is equipped with a notch intended for use with the latching cordset. The cord latching system prevents against accidental removal of the cordset.
		SCHURTER AG	Green Line products are aligned with the UN's Strategic Development Goals (SDGs). Components of the products are made of sustainable, environmentally friendly materials. These include, for example, bio-based plastics or lead-free metal alloys. Products in this line can also support the economical, intelligent use of resources.

## Dimensions [mm]



C14 with sealing



C18 with sealing



All Variants

	Protection Class	Terminals L / N	Terminal Ground	Color	Ingress Protection	Config. Code	Order Number
	I	QC 6.3 x 0.8 mm	QC 6.3 x 0.8 mm	black	With sealing IP54 / IP67	6080-111-0000-00	3-134-880
	I	QC 6.3 x 0.8 mm	QC 6.3 x 0.8 mm	white	With sealing IP54 / IP67	6080-111-0001-00	3-134-902
	I	QC 6.3 x 0.8 mm	QC 6.3 x 0.8 mm	black	With sealing IP54 / IP67	6080-111-000-01-00	3-148-921
	I	QC 6.3 x 0.8 mm	QC 6.3 x 0.8 mm	black	Without sealing IP20	6080-111-1110-00	3-137-731
	I	QC 6.3 x 0.8 mm	QC 6.3 x 0.8 mm	white	Without sealing IP20	6080-111-1111-00	3-137-753
	II	QC 6.3 x 0.8 mm	-	black	With sealing IP54 / IP67	6080-110-0000-00	3-134-881
	II	QC 6.3 x 0.8 mm	-	white	With sealing IP54 / IP67	6080-110-0001-00	3-134-903
	II	QC 6.3 x 0.8 mm	-	black	Without sealing IP20	6080-110-1110-00	3-137-752
	II	QC 6.3 x 0.8 mm	-	white	Without sealing IP20	6080-110-1111-00	3-137-754
	II	QC 6.3 x 0.8 mm	-	black	Without sealing IP20	6080-110-111-01-00	3-151-162

Availability for all products can be searched real-time: <https://www.schurter.com/en/info-center/support-tools/stock-check-distributors>

Packaging unit	20 Pcs
----------------	--------

Accessories

Description



[SC54C13KS](#)  
Overview Power Supply Cord with IEC Connector C13, V-Lock, IP54

Mating Outlets/Connectors shuttered

Category / Description



<a href="#">Connector Overview complete</a>	
4783 Mounting: Power Cord, 3 x 1 mm² / 3 x 18 AWG, Cable, Connector: IEC C13	4783



<a href="#">Power Cord Overview complete</a>	
SC54C13KS, Overview, V-Lock cord retaining, diverse Connector IEC C13, diverse, black	SC54C13KS
VAC13KS, Overview, V-Lock cord retaining, diverse Connector IEC C13, diverse, black	VAC13KS
VAC17KS, V-Lock cord retaining, diverse m, Connector IEC C17, diverse, black / grey / white	VAC17KS