

Key Features & Benefits:

- Field Selectable Kelvin
2700K–3000K–3500K–4000K–5000K
- Slim, No Driver Design
- Flicker Free
- Compatible with Single Gang, 3/0, & 4/0 J-Boxes
- Triac Dimmable (120V)
- Time Saving Four Port Connectors Included
- Indoor Surface Mount for Ceiling or Wall
- Closet Rated
 - Designed and Certified to Comply with NEC Code 410.16(A)(3) and NEC Code 410.16(C)(5) for Installation in Closet Storage Space
- 0.25" Foam Ring
 - 3x Thicker Than Competitors Products
 - Reduces Light Loss and Avoids Halo Glow
 - Prevents Insects and Contaminants

Project: _____

Date: _____

Catalog #: _____

Notes: _____

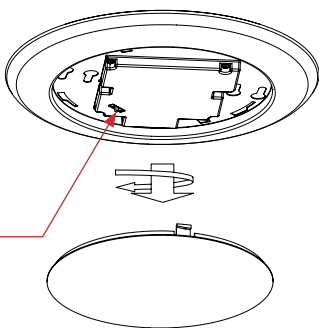


Product Specifications:

Wattage: 15W
 Selectable Kelvin:
 2700K–3000K–3500K–4000K–5000K
 Lumen Output: Up to 1,100
 Efficacy (lm/W): Up to 67 Lumens per Watt
 Input Voltage: 120 VAC
 Input Current: 0.13 Amps
 CRI: 90+
 Operational Lifetime: 50,000 hrs
 Dimensions (Ø x H): Ø7.32" x 0.95"
 Product Weight: 6.63 oz



5 CCT Selectable Switch



Ordering Guide:

ESL	-	TYPE	-	SIZE	-	WATTS	-	GENERATION	-	KELVIN	-	FINISH	-	BULK
ESL	-	DSK	-	6	-	15W	-	4	-	2750	-	(ff)	-	
		(DSK) Disk Light		(6) 6 Inch		(15W) 15 Watts		(4) 4th Generation		(2750) 2700K–3000K–3500K–4000K–5000K* *Default setting is 3000K		(WH) White (BZ) Bronze		(Blank) Single Pack (CP24) Contractor Pack - 24 Pieces*



Catalog Data:

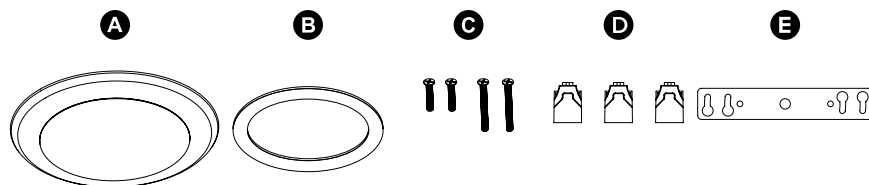
ITEM#	WATTS	SELECTABLE KELVIN	MAX LUMEN OUTPUT	EFFICACY (lm/W)	DIMENSIONS
ESL-DSK-4-10W-42750	10W	2700K	600	60	Ø5.98" x H 0.95"
		3000K	620	62	
		3500K	610	61	
		4000K	630	63	
		5000K	660	66	
ESL-DSK-4-10W-42750-BZ	10W	2700K	600	60	Ø5.98" x H 0.95"
		3000K	620	62	
		3500K	610	61	
		4000K	630	63	
		5000K	660	66	
ESL-DSK-6-15W-42750	15W	2700K	950	63	Ø7.32" x H 0.95"
		3000K	1050	70	
		3500K	950	63	
		4000K	1000	67	
		5000K	1100	73	
ESL-DSK-6-15W-42750-BZ	15W	2700K	950	63	Ø7.32" x H 0.95"
		3000K	1050	70	
		3500K	950	63	
		4000K	1000	67	
		5000K	1100	73	
ESL-DSK-6-15W-42750-CP24†	15W	2700K	950	63	Ø7.32" x H 0.95"
		3000K	1050	70	
		3500K	950	63	
		4000K	1000	67	
		5000K	1100	73	

†Contractor Pack is only available in White and 6 inch size.

Electrical Data:

SYSTEM WATTS	INPUT VOLTAGE	INPUT FREQUENCY	CRI	POWER FACTOR	OPERATING TEMPERATURE	DIMMING
10	120 VAC	50/60 Hz	90+	>0.9	-4°F to 104°F (-20°C to 40°C)	Triac Dimming 10–100%
15	120 VAC	50/60 Hz	90+	>0.9	-4°F to 104°F (-20°C to 40°C)	Triac Dimming 10–100%

What's Included:



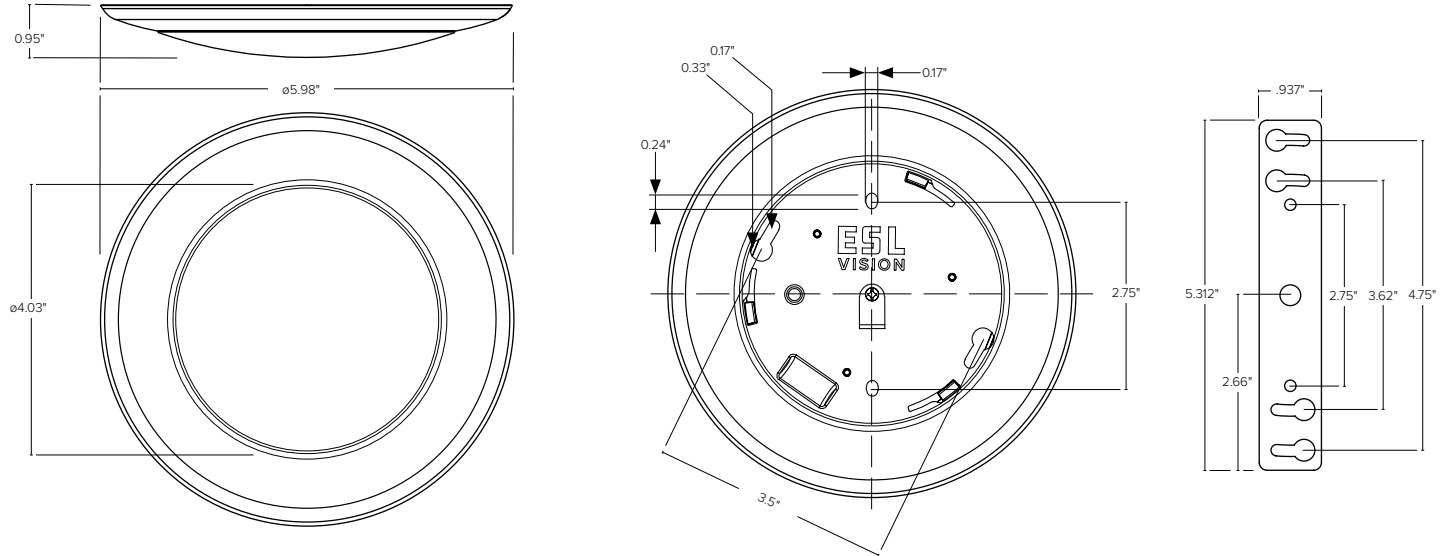
PART	DESCRIPTION	QUANTITY
A	4 or 6 Inch Disk Light	1
B	0.25" Foam Ring	1
C	Mounting Screws	4
D	4 Port Connectors	3

Compatible Dimmers:

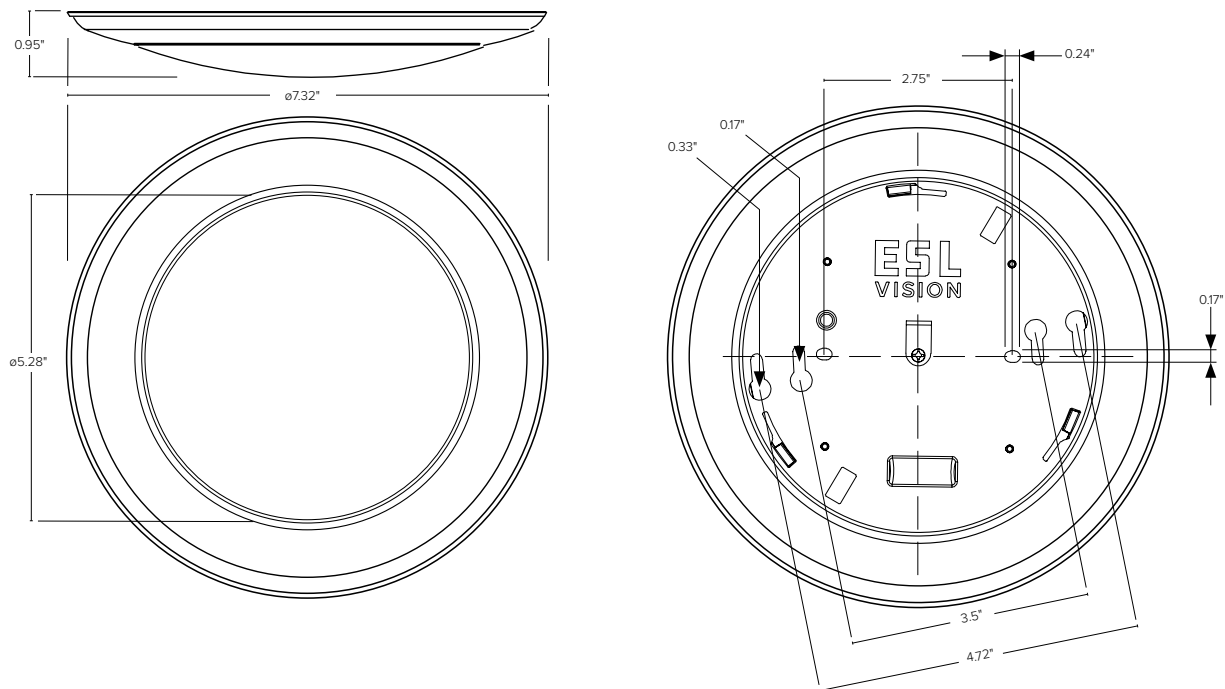
COMPATIBLE DIMMERS	
MACL-153MR-WH LUTRON	CL-6674 LEVITON
SCL-153P LUTRON	CL-6683 LEVITON
G-600PH-LA LUTRON	IPL06 LEVITON
DVCL-153P LUTRON	CL-6672 LEVITON
MACL-153ME LUTRON	153M-ES LEVITON
DV-600P LUTRON	

Dimensions:

4" Disk

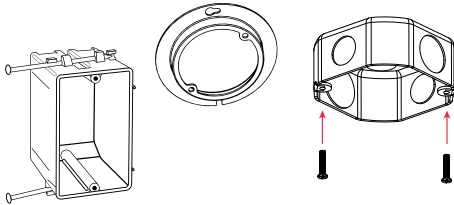


6" Disk

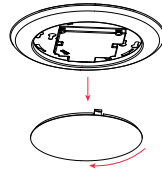


Installation:

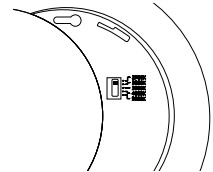
Suitable for Ceiling or Wall Mount



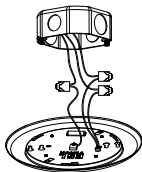
1 Insert the included mounting screws into the junction box. Fixtures are compatible with single gang, 3.5" and 4" J boxes as well as single gang mud rings. The 4" fixture requires the included mounting bracket for 3.5" and 4" J boxes.



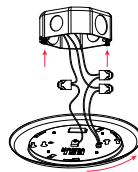
2 Remove the lens from the fixture by twisting it counter clockwise.



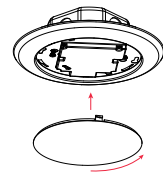
3 Locate the CCT switch on the center of the disk and select your desired setting.



4 Use included 4-port connectors to connect the wires. Ensure the copper ground is secure. Arrange the wires into the back of the junction box.



5 Align the holes on the fixture with the mounting screws. Attach the fixture to the junction box by twisting clockwise until it locks into place.



6 Reinstall the lens onto the fixture by rotating it clockwise until it locks in place.