



5W Fixed Blade Wall Mount Adapter - US



Features

- Double Insulated
- Low Leakage Current
- Low Cost
- Small Package Size
- Class B EMI
- US DoE Level VI Compliance
- PSAC05A-050L6M-R & PSAC05A-050L6B-R charging scheme: Data Lines (Pins 2 and 3) Shorted

Applications

- MPEG Players
- Personal Electronics
- PDAs
- Digital Cameras



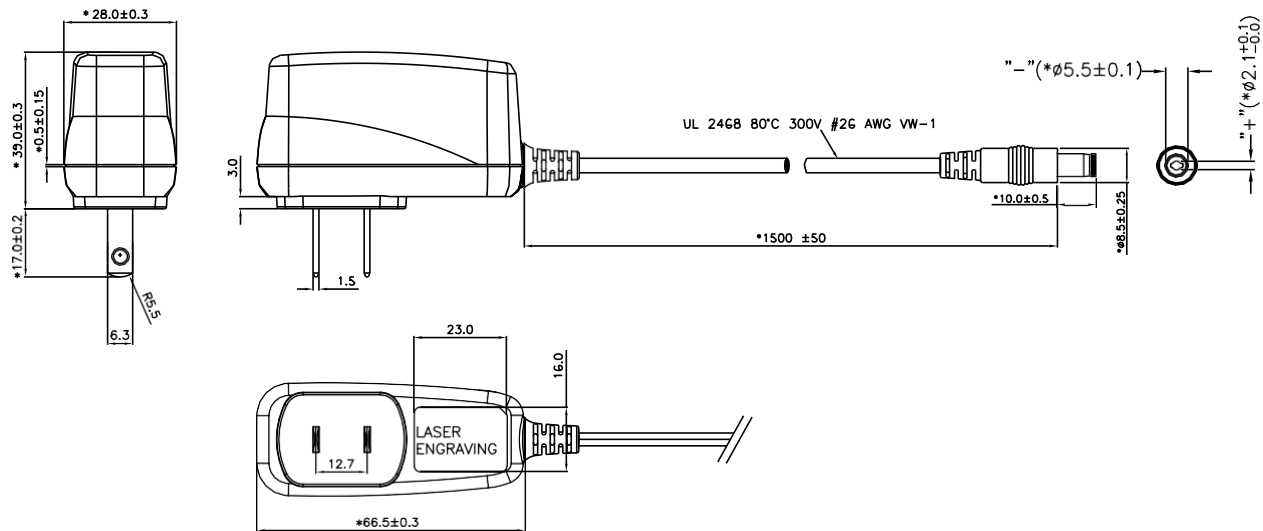
PSAC05A Specifications¹

Model		PSAC05A-050L6-R	PSAC05A-050L6M-R ²	PSAC05A-050L6B-R ^{3.1, 3.2}
Output	DC Output Voltage	5.0V		
	Max Current	1.0A		
	Output Power	5.0W		
	Regulation	± 5%		
	Ripple & Noise P-P(max) ³	150mV		
Input	AC Input Voltage Range	90 to 264VAC		
	AC Input Frequency	47 to 63Hz		
	Input Current	0.15A(RMS) max		
	Inrush Current	40A @115VAC/60Hz max load; 60A @230VAC/50Hz max load (Cold start at ambient 25°C)		
	No Load Power Consumption at 115VAC Input	≤0.100W		
	No Load Power Consumption at 230VAC Input	≤0.075W		
	115VAC Average Efficiency ⁴	≥73.6%		
	230VAC Average Efficiency ⁴	≥73.8%		
	Leakage Current	250uA max		
Protection	Over-Voltage	7.5V max		
	Over-Current	2A max		
	Short Circuit	Output can be shorted permanently without damage		
Environmental	Operating Temperature	0°C to +40°C		
	Non-Operating Temperature	-20° to +70°C		
	Operating Humidity	0 to 90%		
Safety Approvals and EMC	Dielectric Withstand (HI-POT)	Primary to Secondary: 3000VAC for 1min, 10mA		
	Insulation Resistance	Primary to Secondary: 10M ohm for 500VDC		
	Standards	cULus 62368-1		
	EMI Emissions	FCC Part 15 Class B, CAN-ICES-003(B)/NMB-003(B) Class B Conducted and Radiated		
Mechanical	Dimensions (L x W x H)	66.5mm (2.62in) x 28.0mm (1.10in) x 56.0mm (2.20in)		
	Weight	85g		
	DC Output Connector	2.1mm x 5.5mm x 10mm Barrel Center Positive	USB Micro B	USB Mini B
Notes	<ol style="list-style-type: none"> The specifications defined are at ambient temperature of 25°C, unless otherwise specified. The charging scheme: Data Lines (Pins 2 and 3) Shorted. <ol style="list-style-type: none"> Special order item. Minimum order quantity applies. The charging scheme: Data Lines (Pins 2 and 3) Shorted. 20MHz bandwidth frequency oscilloscope, add a 0.1μF multilayer Cap. and Low ESR Electrolytic Cap. (10μF) at output connector terminals (nominal line voltage, full load). Efficiency is measured after 30 minutes burn-in. 			



PSAC05A-050L6-R

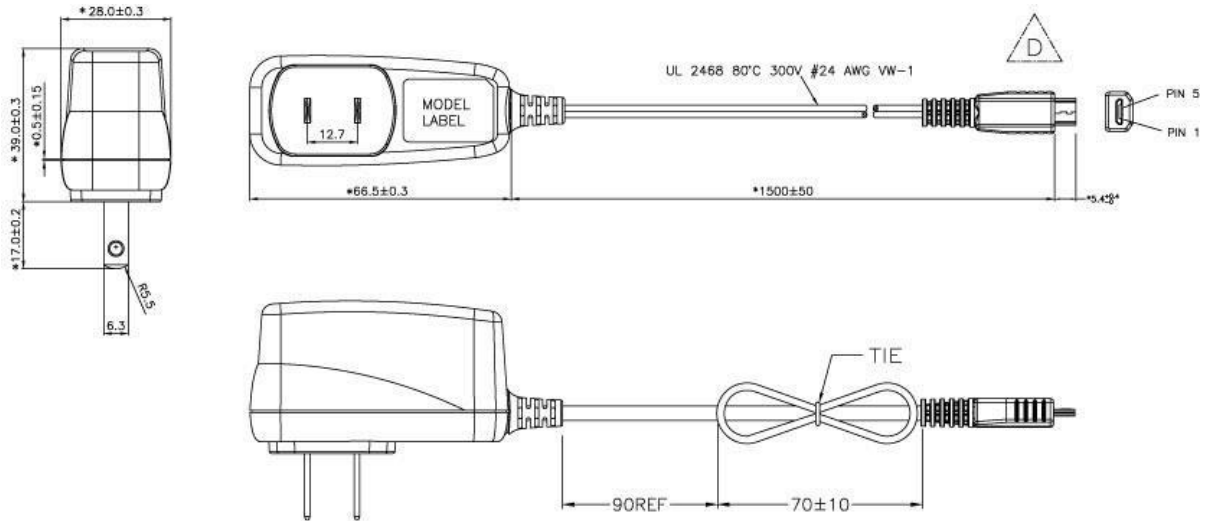
Outline Drawing





PSAC05A-050L6M-R

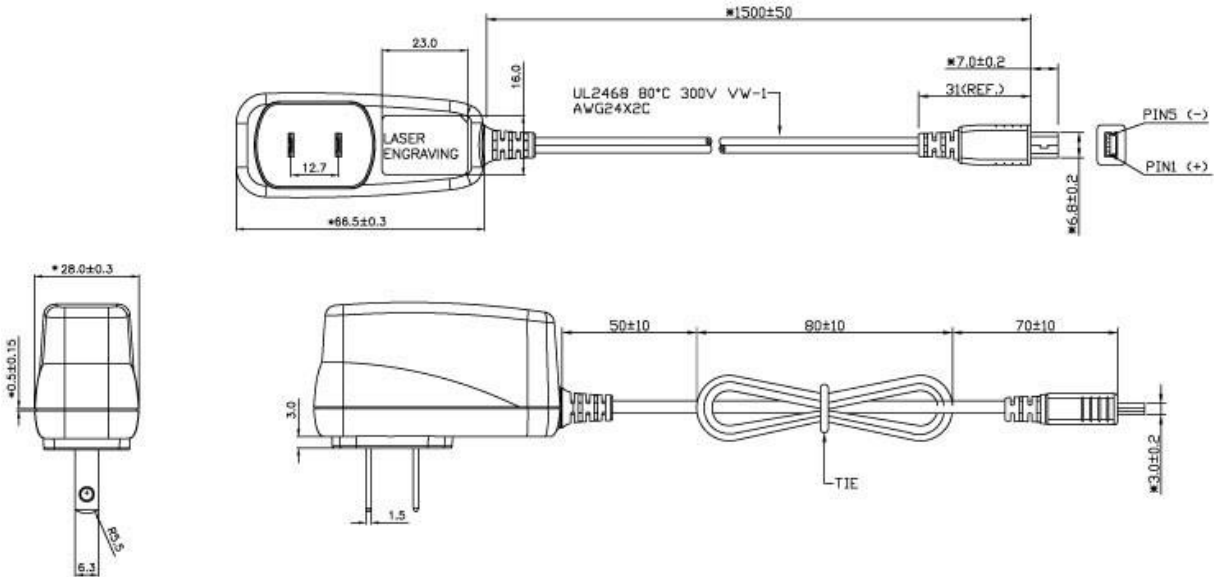
Outline Drawing





PSAC05A-050L6B-R

Outline Drawing





Supplier's Declaration of Conformity
47 CFR § 2.1077 Compliance Information

Phihong USA Corporation
47800 Fremont Boulevard
Fremont, CA 94538
Telephone: (510) 445-0100
www.phihong.com

This device complies with/The devices in this product series comply with part 15 of the FCC Rules. Operation is subject to the following two conditions: (1) This device may not cause harmful interference, and (2) this device must accept any interference received, including interference that may cause undesired operation.