



FUSELESS LOAD FEEDER DIRECT START, AC 400V, SZ. S00 1.4. . . 2A, AC 110/120V 50/60HZ SCREW TERMINAL FOR BUSBAR SYSTEMS 60MM TYPE OF ASSIGNMENT 2.IQ = 150KA (ALSO FULFILLS TYPE OF ASSIGNMENT 1) 1NO (CONTACTOR)

product brand name	SIRIUS
product designation	non-fused load feeders 3RA2
design of the product	direct starter
manufacturer's article number	
<ul style="list-style-type: none"> • of the supplied contactor • of the supplied circuit-breakers • of the supplied busbar adapter • of the supplied link module 	3RT2015-1AK61 3RV2011-1BA10 8US1251-5DS10 3RA1921-1DA00
General technical data	
size of the circuit-breaker	S00
size of load feeder	S00
product extension auxiliary switch	Yes
insulation voltage with degree of pollution 3 at AC rated value	690 V
degree of pollution	3
surge voltage resistance rated value	6 kV
shock resistance according to IEC 60068-2-27	6g / 11 ms
mechanical service life (operating cycles) of contactor typical	30 000 000
type of assignment	2
Substance Prohibitance (Date)	10/01/2009
Ambient conditions	
ambient temperature	
<ul style="list-style-type: none"> • during operation • during storage • during transport 	-20 ... +60 °C -50 ... +80 °C -50 ... +80 °C
Main circuit	
number of poles for main current circuit	3
design of the switching contact	electromechanical
adjustable current response value current of the current-dependent overload release	1.4 ... 2 A
operating voltage	
<ul style="list-style-type: none"> • rated value • at AC-3 rated value maximum 	690 V 690 V
operating frequency rated value	50 ... 60 Hz
operational current at AC-3 at 400 V rated value	1.9 A
operating power at AC-3	
<ul style="list-style-type: none"> • at 400 V rated value • at 500 V rated value • at 690 V rated value 	750 W 750 W 1 100 W
Control circuit/ Control	
control supply voltage at AC	

<ul style="list-style-type: none"> • at 50 Hz rated value 	110 V
<ul style="list-style-type: none"> • at 60 Hz rated value 	120 V
apparent holding power of magnet coil at AC	4.2 VA
Protective and monitoring functions	
trip class	CLASS 10
design of the overload release	thermal (bimetallic)
response value current of instantaneous short-circuit trip unit	26 A
UL/CSA ratings	
full-load current (FLA) for 3-phase AC motor	
<ul style="list-style-type: none"> • at 480 V rated value 	1.63 A
<ul style="list-style-type: none"> • at 600 V rated value 	1.72 A
yielded mechanical performance [hp]	
<ul style="list-style-type: none"> • for single-phase AC motor <ul style="list-style-type: none"> — at 230 V rated value 	0.13 hp
<ul style="list-style-type: none"> • for 3-phase AC motor <ul style="list-style-type: none"> — at 460/480 V rated value 	0.75 hp
<ul style="list-style-type: none"> — at 575/600 V rated value 	1 hp
Short-circuit protection	
product function short circuit protection	Yes
design of the short-circuit trip	magnetic
conditional short-circuit current (I_q)	
<ul style="list-style-type: none"> • at 690 V according to IEC 60947-4-1 rated value 	10 000 A
<ul style="list-style-type: none"> • at 400 V according to IEC 60947-4-1 rated value 	153 000 A
<ul style="list-style-type: none"> • at 500 V according to IEC 60947-4-1 rated value 	100 000 A
Installation/ mounting/ dimensions	
mounting position	vertical
fastening method	for snapping onto 60 mm busbar systems
height	200 mm
width	45 mm
depth	155.1 mm
required spacing	
<ul style="list-style-type: none"> • for grounded parts <ul style="list-style-type: none"> — forwards 	0 mm
<ul style="list-style-type: none"> — backwards 	0 mm
<ul style="list-style-type: none"> — upwards 	20 mm
<ul style="list-style-type: none"> — at the side 	9 mm
<ul style="list-style-type: none"> — downwards 	10 mm
<ul style="list-style-type: none"> • for live parts <ul style="list-style-type: none"> — forwards 	0 mm
<ul style="list-style-type: none"> — backwards 	0 mm
<ul style="list-style-type: none"> — upwards 	20 mm
<ul style="list-style-type: none"> — downwards 	10 mm
<ul style="list-style-type: none"> — at the side 	9 mm
Connections/ Terminals	
type of electrical connection for main current circuit	screw-type terminals
type of connectable conductor cross-sections for main contacts stranded	0.5 ... 4 mm ² , 2x (0.75 ... 2.5 mm ²)
connectable conductor cross-section for main contacts finely stranded with core end processing	0.5 ... 2.5 mm ²
Safety related data	
B10 value with high demand rate according to SN 31920	1 000 000
proportion of dangerous failures with high demand rate according to SN 31920	73 %
protection class IP on the front according to IEC 60529	IP20
touch protection on the front according to IEC 60529	finger-safe, for vertical contact from the front
Certificates/ approvals	
General Product Approval	For use in hazardous locations
Declaration of Conformity	

[Confirmation](#)



Test Certificates

Marine / Shipping

[Special Test Certificate](#)

[Type Test Certificates/Test Report](#)



Marine / Shipping

other

Railway



[Confirmation](#)

[Vibration and Shock](#)

Further information

Siemens has decided to exit the Russian market (see here).

<https://press.siemens.com/global/en/pressrelease/siemens-wind-down-russian-business>

Siemens is working on the renewal of the current EAC certificates.

Please contact your local Siemens office on the status of validity of the EAC certification if you intend to import or offer to supply these products to an EAC relevant market (other than the sanctioned EAEU member states Russia or Belarus).

Information on the packaging

<https://support.industry.siemens.com/cs/ww/en/view/109813875>

Information- and Downloadcenter (Catalogs, Brochures,...)

<https://www.siemens.com/ic10>

Industry Mall (Online ordering system)

<https://mall.industry.siemens.com/mall/en/en/Catalog/product?mlfb=3RA2110-1BD15-1AK6>

Cax online generator

<http://support.automation.siemens.com/WW/CAXorder/default.aspx?lang=en&mlfb=3RA2110-1BD15-1AK6>

Service&Support (Manuals, Certificates, Characteristics, FAQs,...)

<https://support.industry.siemens.com/cs/ww/en/ps/3RA2110-1BD15-1AK6>

Image database (product images, 2D dimension drawings, 3D models, device circuit diagrams, EPLAN macros, ...)

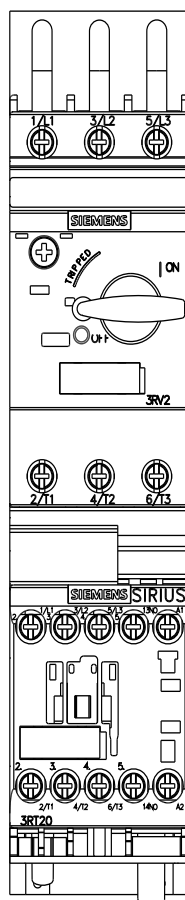
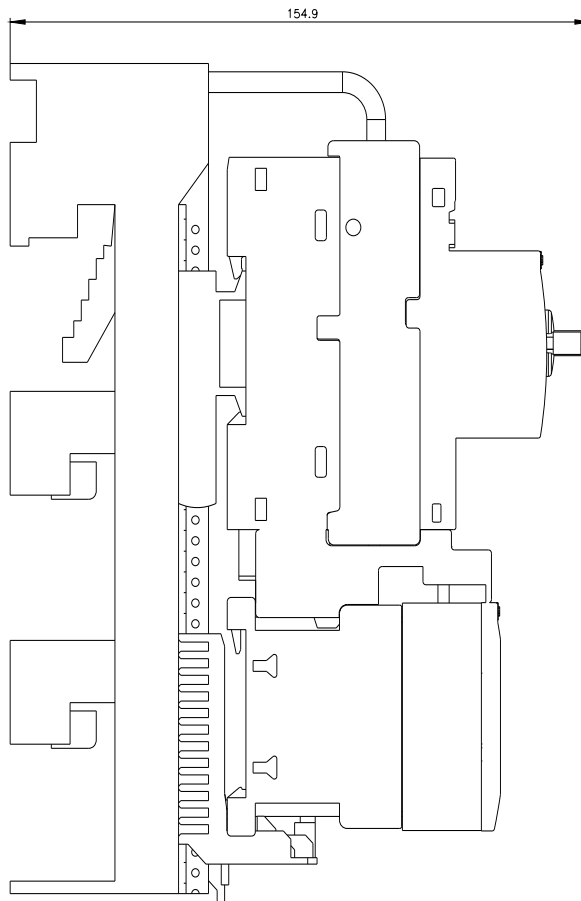
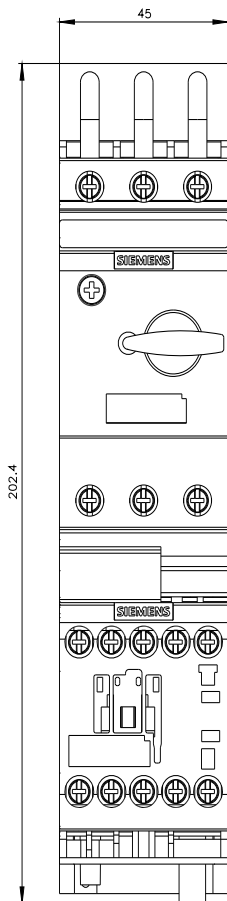
http://www.automation.siemens.com/bilddb/cax_de.aspx?mlfb=3RA2110-1BD15-1AK6&lang=en

Characteristic: Tripping characteristics, I²t, Let-through current

<https://support.industry.siemens.com/cs/ww/en/ps/3RA2110-1BD15-1AK6/char>

Further characteristics (e.g. electrical endurance, switching frequency)

<http://www.automation.siemens.com/bilddb/index.aspx?view=Search&mlfb=3RA2110-1BD15-1AK6&objecttype=14&gridview=view1>





last modified:

12/15/2020 