

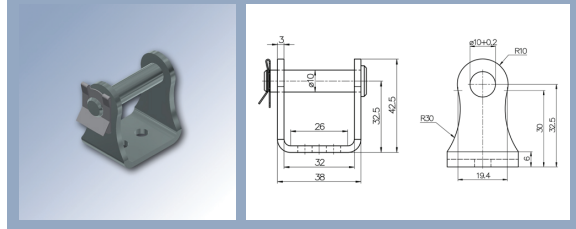
easyE[®] Brackets

Bansbach
easylift[®]

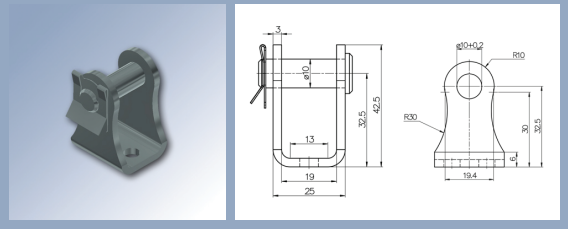
For the fixation of the easyE-line actuators we offer the following brackets:

easyE-35

EEL900BA35-2MS (Motor-Side)
Maximum load: 2200N, material: steel, zinc plated

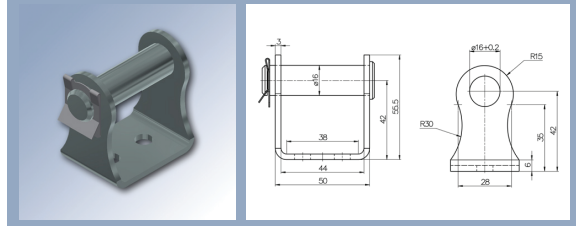


EEL900BA35-2KS (Piston rod-Side)
Maximum load: 2200N, material: steel, zinc plated

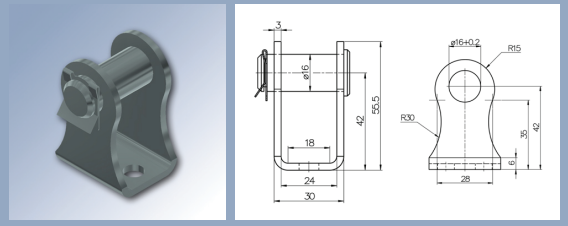


easyE-50

EEL900BA50-2MS (Motor-Side)
Maximum load: 4500N, material: steel, zinc plated

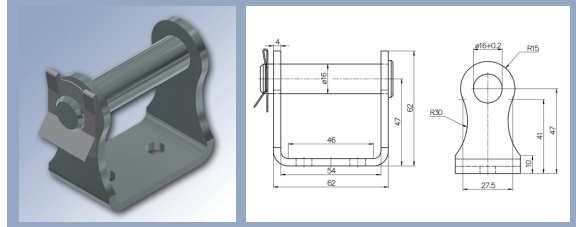


EEL900BA50-2KS (Piston rod-Side)
Maximum load: 4500N, material: steel, zinc plated

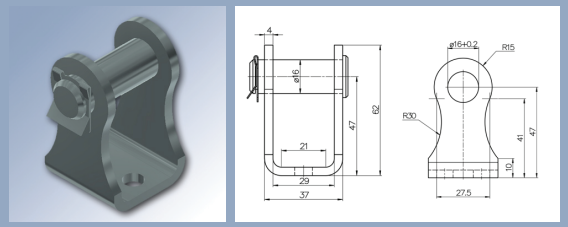


easyE-60

EEL900BA60-3MS (Motor-Side)
Maximum load: 5000N, material: steel, zinc plated



EEL900BA60-3KS (Piston rod-Side)
Maximum load: 5000N, material: steel, zinc plated



Bansbach Easylift of North America, Inc.

50 West Drive
Melbourne, FL 32904

Tel: (321) 253-1999
Fax: (321) 253-5546

sales@easylift.com
www.easylift.com

Bansbach
easylift[®]

The brochure is subject to technical alterations and printing mistakes.