



Load disconnecter 3LD3, Iu 40 A Main switch 3-pole + N Rated operating capacity at AC-23 A at 400 V 18.5 kW floor mounting Basic switch with door coupling Central hole mounting 22.5mm Rotary actuator red / yellow 66 x 66 mm

Model	
product brand name	SETRON
product designation	Switch disconnecter
design of the product	EMERGENCY-STOP switch
display version for switch position indicator manual operation	1 ON - 0 OFF
type of switch	Floor mounting with door coupling
design of the actuating element	Short rotary knob
color of the actuating element	red
design of handle	rotary operating mechanism, red/yellow
General technical data	
number of poles	4
number of poles note	4
mechanical service life (operating cycles) typical	100 000
electrical endurance (operating cycles)	
• at AC-23 A at 690 V	6 000
operating frequency maximum	50 1/h
degree of pollution	3
Voltage	
insulation voltage rated value	690 V
surge voltage resistance rated value	6 kV
operating voltage	
• at AC rated value	690 V
operating frequency rated value	
• minimum	50 Hz
• maximum	60 Hz
Protection class	
protection class IP	IP65
degree of protection NEMA rating	1, 3R, 4X, 12
protection class IP on the front	IP65
Dissipation	
power loss [W] for rated value of the current at AC in hot operating state per pole	2.5 W
Main circuit	
operational current	
• at AC-21 at 690 V rated value	40 A
• at AC-21 A at 240 V rated value	40 A
• at AC-21 A at 400 V rated value	40 A
• at AC-21 A at 440 V rated value	40 A
• at AC-23 A at 400 V rated value	36 A
operating power	

• at AC-23 A at 240 V rated value	7.5 kW
• at AC-23 A at 400 V rated value	19 kW
• at AC-23 A at 440 V rated value	15 kW
• at AC-23 A at 690 V rated value	15 kW
• at AC-3 at 240 V rated value	7.5 kW
• at AC-3 at 400 V rated value	12 kW
• at AC-3 at 690 V rated value	11.5 kW

#### Auxiliary circuit

number of CO contacts for auxiliary contacts	0
number of NC contacts for auxiliary contacts	0
number of NO contacts for auxiliary contacts	0
operating voltage of auxiliary contacts at AC maximum	500 V
continuous current of the auxiliary contact rated value	10 A
insulation voltage of the auxiliary switch rated value	500 V

#### Suitability

suitability for use	
• main switch	Yes
• switch disconnecter	Yes
• EMERGENCY OFF switch	Yes
• safety switch	Yes
• maintenance/repair switch	Yes

#### Product details

special product feature	Can be locked in zero position
product feature can be locked into OFF position	Yes

#### Accessories

product extension optional	
• motor drive	No
• voltage trigger	No
number of connectable NC contacts for auxiliary contacts attachable maximum	2
number of connectable NO contacts for auxiliary contacts attachable maximum	4
number of connectable CO contacts for auxiliary contacts attachable maximum	0
number of bracket locks maximum	2
hasp thickness of the bracket locks	4 ... 6 mm

#### Short circuit

conditional short-circuit current with line-side fuse protection	
• at 440 V by gG fuse rated value	10 kA
• at 690 V by gG fuse rated value	6 kA
let-through current with closed switch	
• at 240 V for combination switch + gG fuse maximum	5 kA
• at 440 V for combination switch + gG fuse maximum	5 kA
• at 690 V for combination switch + gG fuse maximum permissible	5 kA
I <sup>2</sup> t value with closed switch	
• at 240 V for combination switch + gG fuse maximum	15 kA <sup>2</sup> .s
• at 440 V for combination switch + gG fuse maximum	15 kA <sup>2</sup> .s
• at 690 V for combination switch + gG fuse maximum	15 kA <sup>2</sup> .s
design of the fuse link	
• for short-circuit protection of the main circuit required	fuse gL/gG: 40 A
• for short-circuit protection of the auxiliary switch required	fuse gL/gG: 10 A
operational current of upstream fuse rated value	40 A

#### according UL

operational current at AC according to UL 508/UL 60947-4-1 rated value	40 A
operating voltage at AC at 50/60 Hz according to UL 508/UL 60947-4-1 rated value	600 V
active power [hp] at AC at 480 V according to UL 508/UL 60947-4-1 rated value	20
active power [hp] at AC at 600 V according to UL 508/UL 60947-4-1 rated value	20
short-time withstand current (SCCR) at 600 V according to UL	5 kA

508/UL 60947-4-1	
continuous current of upstream fuse according to UL rated value	50 A
type of fuse according to UL	RK5

#### Connections

AWG number as coded connectable conductor cross section solid	
<ul style="list-style-type: none"> <li>• maximum</li> <li>• minimum</li> </ul>	6 14
type of connectable conductor cross-sections for copper conductor	
<ul style="list-style-type: none"> <li>• solid</li> <li>• finely stranded with core end processing</li> <li>• stranded</li> </ul>	1x (2.5 to 16 mm <sup>2</sup> ) 1x (2.5...16 mm <sup>2</sup> ) 1x (2.5 to 16 mm <sup>2</sup> )
type of connectable conductor cross-sections for auxiliary contacts	
<ul style="list-style-type: none"> <li>• solid</li> <li>• finely stranded with core end processing</li> <li>• stranded</li> </ul>	2x (0.75 ... 2.5 mm <sup>2</sup> ), 1x 4 mm <sup>2</sup> 2x (0.75 ... 1.5 mm <sup>2</sup> ), 1x 2.5 mm <sup>2</sup> 2x (0.75 ... 2.5 mm <sup>2</sup> ), 1x 4 mm <sup>2</sup>
type of electrical connection	
<ul style="list-style-type: none"> <li>• for main current circuit</li> <li>• for auxiliary contacts</li> </ul>	box terminal Box terminals

#### Mechanical Design

height	60 mm
width	49 mm
depth	380 mm
type of device	fixed mounting
fastening method	Built-in unit fixed-mounted version
fastening method	
<ul style="list-style-type: none"> <li>• 4-hole front mounting</li> <li>• front mounting with central attachment</li> <li>• rail mounting</li> </ul>	No Yes Yes
net weight	300 g

#### Environmental conditions

ambient temperature during operation	
<ul style="list-style-type: none"> <li>• minimum</li> <li>• maximum</li> </ul>	-25 °C 55 °C
ambient temperature during storage	
<ul style="list-style-type: none"> <li>• minimum</li> <li>• maximum</li> </ul>	-25 °C 55 °C

General Product Approval	Declaration of Conformity
--------------------------	---------------------------

[Confirmation](#)



other	Environment
-------	-------------

[Confirmation](#)

[Miscellaneous](#)

[Environmental Conformations](#)

#### Further information

Siemens has decided to exit the Russian market (see here).

<https://press.siemens.com/global/en/pressrelease/siemens-wind-down-russian-business>

Siemens is working on the renewal of the current EAC certificates.

Please contact your local Siemens office on the status of validity of the EAC certification if you intend to import or offer to supply these products to an EAC relevant market (other than the sanctioned EAEU member states Russia or Belarus).

Information on the packaging

<https://support.industry.siemens.com/cs/ww/en/view/109813875>

Information- and Downloadcenter (Catalogs, Brochures,...)

<http://www.siemens.com/lowvoltage/catalogs>

Industry Mall (Online ordering system)

<https://mall.industry.siemens.com/mall/en/en/Catalog/product?mlfb=3LD3348-0TL53>

Service&Support (Manuals, Certificates, Characteristics, FAQs,...)

<https://support.industry.siemens.com/cs/ww/en/ps/3LD3348-0TL53>

Image database (product images, 2D dimension drawings, 3D models, device circuit diagrams, ...)

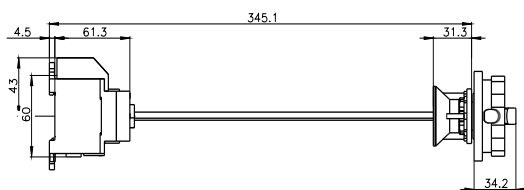
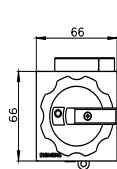
[http://www.automation.siemens.com/bilddb/cax\\_en.aspx?mlfb=3LD3348-0TL53](http://www.automation.siemens.com/bilddb/cax_en.aspx?mlfb=3LD3348-0TL53)

CAX-Online-Generator

<http://www.siemens.com/cax>

Tender specifications

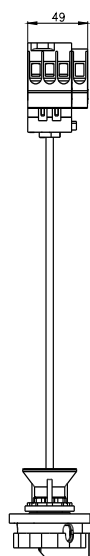
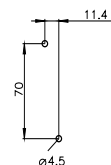
<http://www.siemens.com/specifications>



Tuer/ Door/ Porte  
Puerta/ Porta/ Porto



Boden/ Base/ Plancher/  
Base/ Pavimento/ Fundo



last modified:

6/20/2023 

