













Coordinate switch, 22 mm, round, metal shiny, black, 2 switch positions, horizontal momentary contact type, with mechanical interlocking, in O position, with holder, 1 NO, 1 NO, screw terminal,

| | |
|---|------------------------------------|
| product brand name | SIRIUS ACT |
| product designation | Coordinate switches |
| design of the product | Complete unit |
| product type designation | 3SU1 |
| product line | Metal, shiny, 22 mm |
| manufacturer's article number | |
| • of supplied contact module at position 1 | 3SU1400-1AA10-1BA0 |
| • of supplied contact module at position 3 | 3SU1400-1AA10-1BA0 |
| • of the supplied holder | 3SU1550-0BA10-0AA0 |
| • of the supplied actuator | 3SU1050-7BC88-0AA0 |
| Enclosure | |
| shape of the enclosure front | round |
| Actuator | |
| design of the actuating element | with mechanical interlocking |
| principle of operation of the actuating element | momentary contact type |
| direction of actuation | horizontal |
| product extension optional light source | No |
| color of the actuating element | black |
| material of the actuating element | plastic |
| shape of the actuating element | Extended handle |
| outer diameter of the actuating element | 30.5 mm |
| number of contact modules | 2 |
| type of unlocking device | push-to-unlatch mechanism |
| number of switching positions | 2 |
| Maximum deflection angle [°] | 30° |
| Front ring | |
| product component front ring | Yes |
| design of the front ring | high |
| material of the front ring | Metal, high gloss |
| color of the front ring | silver |
| Holder | |
| material of the holder | Plastic |
| General technical data | |
| product function positive opening | No |
| insulation voltage rated value | 500 V |
| degree of pollution | 3 |
| type of voltage of the operating voltage | AC/DC |
| surge voltage resistance rated value | 6 kV |
| protection class IP | IP65, IP67 |
| • of the terminal | IP20 |

| | |
|---|---|
| shock resistance • according to IEC 60068-2-27 | sinusoidal half-wave 15g / 11 ms |
| vibration resistance • according to IEC 60068-2-6 | 10 ... 500 Hz: 5g |
| operating frequency maximum | 2 400 1/h |
| mechanical service life (operating cycles) • as operating period per direction of actuation typical | 500 000 |
| electrical endurance (operating cycles) typical | 10 000 000 |
| electrical endurance (operating cycles) with contactors 3RT1015 to 3RT1026 typical | 10 000 000 |
| thermal current | 10 A |
| reference code according to IEC 81346-2 | S |
| continuous current of the C characteristic MCB | 10 A; for a short-circuit current smaller than 400 A |
| continuous current of the quick DIAZED fuse link | 10 A |
| continuous current of the DIAZED fuse link gG | 10 A |
| Substance Prohibitance (Date) | 10/01/2014 |
| operating voltage • at AC — at 50 Hz rated value — at 60 Hz rated value • at DC rated value | 5 ... 500 V 5 ... 500 V 5 ... 500 V |
| Power Electronics | |
| contact reliability | One maloperation per 100 million (17 V, 5 mA), one maloperation per 10 million (5 V, 1 mA) |
| Auxiliary circuit | |
| design of the contact of auxiliary contacts | Silver alloy |
| number of NC contacts for auxiliary contacts | 0 |
| number of NO contacts for auxiliary contacts | 2 |
| Connections/ Terminals | |
| type of electrical connection of modules and accessories | Screw-type terminal |
| type of connectable conductor cross-sections • solid with core end processing • solid without core end processing • finely stranded with core end processing • finely stranded without core end processing • for AWG cables | 2x (0.5 ... 0.75 mm ²) 2x (1.0 ... 1.5 mm ²) 2x (0.5 ... 1.5 mm ²) 2x (1.0 ... 1.5 mm ²) 2x (18 ... 14) |
| tightening torque of the screws in the bracket | 1 ... 1.2 N·m |
| tightening torque for auxiliary contacts with screw-type terminals | 0.8 ... 1 N·m |
| Safety related data | |
| B10 value with high demand rate according to SN 31920 | 250 000 |
| proportion of dangerous failures • with low demand rate according to SN 31920 • with high demand rate according to SN 31920 | 20 % 20 % |
| failure rate [FIT] with low demand rate according to SN 31920 | 100 FIT |
| Ambient conditions | |
| ambient temperature • during operation • during storage | -25 ... +70 °C -40 ... +80 °C |
| environmental category during operation according to IEC 60721 | 3M6, 3S2, 3B2, 3C3, 3K6 (with relative air humidity of 10 ... 95%, no condensation in operation permitted for all devices behind front panel) |
| Installation/ mounting/ dimensions | |
| fastening method • of modules and accessories | front plate mounting Front plate mounting |
| height | 40 mm |
| width | 40 mm |
| shape of the installation opening | round |
| mounting diameter | 22.3 mm |
| positive tolerance of installation diameter | 0.4 mm |
| mounting height | 75.6 mm |
| installation width | 30.5 mm |
| installation depth | 53.7 mm |

Certificates/ approvals

| General Product Approval | | | Declaration of Con- formity | | |
|---|---|---|---|---|---|
|  |  | Confirmation |  |  |  |
| Declaration of Con- formity | Test Certificates | | Marine / Shipping | | |
|  | Type Test Certificates/Test Report | Special Test Certificate |  |  |  |
| Marine / Shipping | other | Environment | | | |
|  | Confirmation | Environmental Confirmations | | | |

Further information

Siemens has decided to exit the Russian market (see here).

<https://press.siemens.com/global/en/pressrelease/siemens-wind-down-russian-business>

Siemens is working on the renewal of the current EAC certificates.

Please contact your local Siemens office on the status of validity of the EAC certification if you intend to import or offer to supply these products to an EAC relevant market (other than the sanctioned EAEU member states Russia or Belarus).

Information on the packaging

<https://support.industry.siemens.com/cs/ww/en/view/109813875>

Information- and Downloadcenter (Catalogs, Brochures,...)

<https://www.siemens.com/ic10>

Industry Mall (Online ordering system)

<https://mall.industry.siemens.com/mall/en/en/Catalog/product?mlfb=3SU1150-7BC88-1NA0>

Cax online generator

<http://support.automation.siemens.com/WW/CAXorder/default.aspx?lang=en&mlfb=3SU1150-7BC88-1NA0>

Service&Support (Manuals, Certificates, Characteristics, FAQs,...)

<https://support.industry.siemens.com/cs/ww/en/ps/3SU1150-7BC88-1NA0>

Image database (product images, 2D dimension drawings, 3D models, device circuit diagrams, EPLAN macros, ...)

http://www.automation.siemens.com/bilddb/cax_de.aspx?mlfb=3SU1150-7BC88-1NA0&lang=en

