



SENTRON, Molded case switch 3LD5 UL, Emergency switching-off, 3-pole, certified according to UL489 UL60947-4-1 and IEC60947-3, UL: 150A, SCCR 50kA at 480VAC, Operating power at 480VAC 3-phase: 100hp, IEC: 160A, Operating power at AC-23A at 400V: 75kW, floor mounting with direct handle, red/yellow, incl. terminal covers for the infeed side

Model	
product brand name	SENTRON
product designation	Switch disconnecter
design of the product	EMERGENCY-STOP switch
display version for switch position indicator manual operation	1 ON - 0 OFF
type of switch	Floor mounting with direct drive
design of the actuating element	selector switch
color of the actuating element	red
design of handle	knob-operated mechanism, red/yellow
type of the driving mechanism motor drive	No
General technical data	
number of poles	3
size of switch disconnecter	3
mechanical service life (operating cycles) typical	100 000
electrical endurance (operating cycles)	
• at AC-23 A at 690 V	6 000
operating frequency maximum	50 1/h
degree of pollution	3
Voltage	
insulation voltage rated value	690 V
surge voltage resistance rated value	6 kV
Protection class	
protection class IP	IP00
protection class IP on the front	IP00
Dissipation	
power loss [W] for rated value of the current at AC in hot operating state per pole	36 W
Main circuit	
operational current	
• at AC-21 at 690 V rated value	160 A
• at AC-21 A at 240 V rated value	160 A
• at AC-21 A at 400 V rated value	160 A
• at AC-21 A at 440 V rated value	160 A
• at AC-23 A at 400 V rated value	160 A
operating power	
• at AC-23 A at 240 V rated value	45 kW
• at AC-23 A at 440 V rated value	75 kW
• at AC-23 A at 690 V rated value	55 kW
• at AC-3 at 240 V rated value	45 kW
• at AC-3 at 400 V rated value	75 kW

• at AC-3 at 690 V rated value	45 kW
Auxiliary circuit	
number of CO contacts for auxiliary contacts	0
number of NC contacts for auxiliary contacts	0
number of NO contacts for auxiliary contacts	0
operating voltage of auxiliary contacts at AC maximum	500 V
continuous current of the auxiliary contact rated value	10 A
insulation voltage of the auxiliary switch rated value	500 V
Suitability	
suitability for use	
• main switch	Yes
• switch disconnecter	Yes
• EMERGENCY OFF switch	Yes
• safety switch	Yes
• maintenance/repair switch	Yes
Product details	
product feature can be locked into OFF position	Yes
accessories	
product extension optional	
• motor drive	No
• voltage trigger	No
number of connectable NC contacts for auxiliary contacts attachable maximum	2
number of connectable NO contacts for auxiliary contacts attachable maximum	4
number of connectable CO contacts for auxiliary contacts attachable maximum	0
number of bracket locks maximum	3
hasp thickness of the bracket locks	5 ... 7.5 mm
Short circuit	
conditional short-circuit current with line-side fuse protection	
• at 440 V by gG fuse rated value	50 kA
• at 690 V by gG fuse rated value	30 kA
let-through current with closed switch	
• at 240 V for combination switch + gG fuse maximum	16 kA
• at 440 V for combination switch + gG fuse maximum	16 kA
• at 690 V for combination switch + gG fuse maximum permissible	15 kA
I _{2t} value with closed switch	
• at 240 V for combination switch + gG fuse maximum	223 kA ² .s
• at 440 V for combination switch + gG fuse maximum	223 kA ² .s
• at 690 V for combination switch + gG fuse maximum	223 kA ² .s
design of the fuse link	
• for short-circuit protection of the main circuit required	Fuse gG: 160 A
• for short-circuit protection of the auxiliary switch required	fuse gL/gG: 10 A
operational current of upstream fuse rated value	160 A
according UL	
operational current at AC according to UL 489/UL 60947-4-1 rated value	150 A
operational current at AC according to UL 508/UL 60947-4-1 rated value	150 A
operating voltage at AC at 50/60 Hz according to UL 489 rated value	480 V
operating voltage at AC at 50/60 Hz according to UL 508/UL 60947-4-1 rated value	480 V
active power [hp] at AC at 480 V according to UL 508/UL 60947-4-1 rated value	100
short-time withstand current (SCCR) at 480 V according to UL 508/UL 60947-4-1 and UL 489	50 kA
continuous current of upstream fuse according to UL rated value	150 A
type of fuse according to UL	Class J
Connections	
AWG number as coded connectable conductor cross section solid	

<ul style="list-style-type: none"> • minimum • maximum 	1 4/0
AWG number as coded connectable conductor cross section solid according to UL 489 <ul style="list-style-type: none"> • minimum • maximum 	1 4/0
AWG number as coded connectable conductor cross section solid according to CSA C22.2 No. 5-16 <ul style="list-style-type: none"> • minimum • maximum 	3 2/0
type of connectable conductor cross-sections for copper conductor <ul style="list-style-type: none"> • solid • finely stranded with core end processing • stranded 	1x (16 ... 185mm ²) 1x (16...150mm ²) 1x (16...185mm ²)
type of connectable conductor cross-sections for auxiliary contacts <ul style="list-style-type: none"> • solid • finely stranded with core end processing • stranded 	2x (0.75 ... 2.5 mm ²), 1x 4 mm ² 2x (0.75 ... 1.5 mm ²), 1x 2.5 mm ² 2x (0.75 ... 2.5 mm ²), 1x 4 mm ²
type of electrical connection <ul style="list-style-type: none"> • for main current circuit • for auxiliary contacts 	box terminal connection terminals

Mechanical Design

height	178 mm
width	113 mm
depth	158 mm
type of device	fixed mounting
fastening method	Built-in unit fixed-mounted version
fastening method <ul style="list-style-type: none"> • 4-hole front mounting • front mounting with central attachment • rail mounting 	No No No
net weight	1 650 g

Environmental conditions

ambient temperature during operation <ul style="list-style-type: none"> • minimum • maximum 	-25 °C 55 °C
ambient temperature during storage <ul style="list-style-type: none"> • minimum • maximum 	-25 °C 55 °C

General Product Approval

Declaration of Conformity



[Confirmation](#)



other

[Miscellaneous](#)

[Confirmation](#)

Further information

Siemens has decided to exit the Russian market (see here).

<https://press.siemens.com/global/en/pressrelease/siemens-wind-down-russian-business>

Siemens is working on the renewal of the current EAC certificates.

Please contact your local Siemens office on the status of validity of the EAC certification if you intend to import or offer to supply these products to an EAC relevant market (other than the sanctioned EAEU member states Russia or Belarus).

Information on the packaging

<https://support.industry.siemens.com/cs/ww/en/view/109813875>

Information- and Downloadcenter (Catalogs, Brochures,...)

<http://www.siemens.com/lowvoltage/catalogs>

Industry Mall (Online ordering system)

<https://mall.industry.siemens.com/mall/en/en/Catalog/product?mlfb=3LD5800-0TK13>

Service&Support (Manuals, Certificates, Characteristics, FAQs,...)

<https://support.industry.siemens.com/cs/ww/en/ps/3LD5800-0TK13>

Image database (product images, 2D dimension drawings, 3D models, device circuit diagrams, ...)

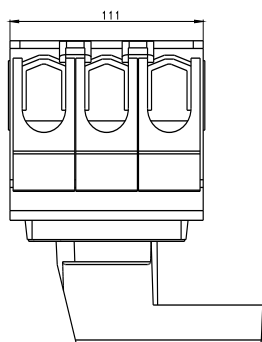
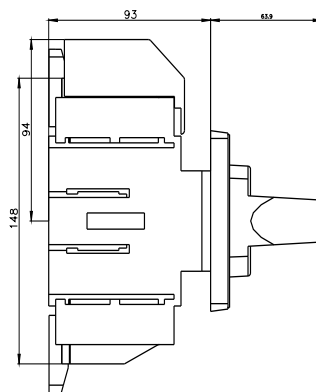
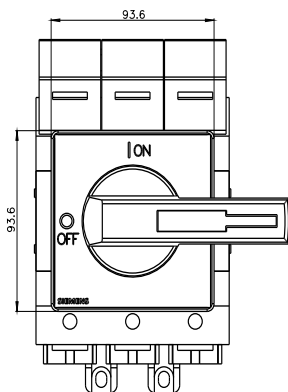
http://www.automation.siemens.com/bilddb/cax_en.aspx?mlfb=3LD5800-0TK13

CAX-Online-Generator

<http://www.siemens.com/cax>

Tender specifications

<http://www.siemens.com/specifications>



last modified:

6/20/2023 

