Manufactured from Stainless Steel, Bulgin's extensive range of vandal resistant security switches are designed with a high resistance to wear and tear, corrosion and harsh use in potentially hostile environments such as access control applications.

- Front and rear panel mounted versions
- Vandal switches available in prominent, domed and low profile
- Various switching options such as latching, push on - push off, action.
- IP66, 68 front panel sealing options
- Dot and ring LED illuminated versions
- Illumination voltages 6, 12 and 24V sources,
- Variety of illumination colours and are now available with front and rear of panel sealing options.

8300 Vandal Resistant Switches

Designed to IP66

H8300RP - - -

Key Features

- Momentary or latching action
- Ratings up to 12(12) @ 250Vac
- Single and double Contacts
- Stainless steel button & bezel
- Vandal resistant construction
- Choice of body styles
- 19.2mm or 22.5mm mounting holes
- Front panel sealed to IP66
- Raised, flat or domed actuator options

Approvals and specifications

12 A GP, 250 Vac, T85
13 A GP, 250 Vac, T85
1 hp, 250 Vac, T85, 6E3/1E4

12A 250Vac DP, 13A 250Vac SP
250Vac 1hp, 125Vac 1/2hp
UL 85°C, file E45221

In house test:
10(10)A 250Vac—Indicative rating only

3mm contact gap.

Dimensions

8300RP (H terminals shown)

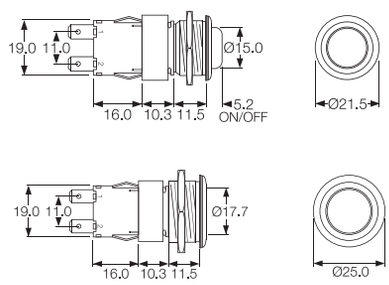

Terminal	Function	Actuator	Body Code
C 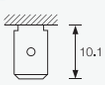 **H** 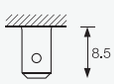	**8300** (alternate) Single Contact ON - OFF	**R** (for P body only) Raised top (stainless steel) 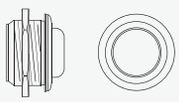	
K 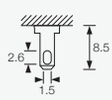 **T** 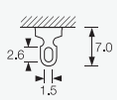	**8301** (momentary ON) Single Contact ON - OFF	**V** Flat top (stainless steel)	
V **X** 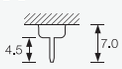	**8350** (alternate) Double Contact ON - OFF		
	8351 (momentary ON) Double Contact ON - OFF		**P** (for R actuator only) Stainless steel, Soft profile bezel 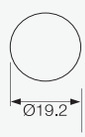 **M** Stainless steel 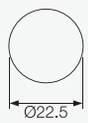

0911 Vandal Resistant Switches

Designed to IP66

C0911VA - - -

Key Features

- Snap action switches
- Ratings up to 16A, 250Vac
- Round and rectangular buttons
- Single Contact C/O Switch

Approvals and specifications

Approvals apply to switch mechanism only.
µ contact gap.

Dimensions

C0911VA

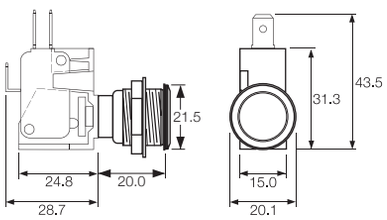

Terminal	Function	Actuator	Body Code
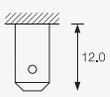	**0911** (momentary) ON - ON	**V** Flat top (stainless steel) 	**A** Stainless steel Chamfer profile bezel 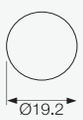 Panel cut-out Panel thickness up to 8.0mm

Stainless Steel Low Profile Vandal Resistant

Momentary

Front Panel Mounting



MP0027

- 28mm diameter
- S.P.C.O. Microswitch
- 5A, 250Vac

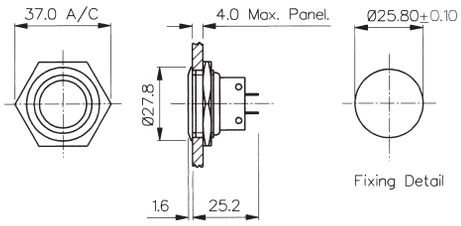

Front Panel Mounting

MP0038
Sealed to IP66

- Front Panel Sealed to IP66
- 28mm diameter
- S.P.C.O. Microswitch
- 5A, 250Vac

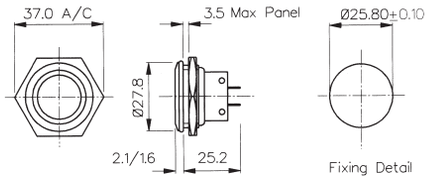

Specifications	MP0027	MP0038
Terminations:	Solder Tags	Solder Tags
Switching:	S.P.C.O. Momentary Action (Microswitch)	S.P.C.O. Momentary Action (Microswitch)
Max. Rating:	5A, 250Vac 2A, 28Vdc	5A, 250Vac 2A, 28Vdc
Contact Resistance:	<10mΩ	<10mΩ
Insulation Resistance:	>10^3 MΩ	>10^3 MΩ
Dielectric Strength:	>2.0kVac	>2.0kVac
Operating Temp. Range:	–20°C to +70°C	–20°C to +70°C
Sealing (Front of panel only):		Protection Classification: IP66 EN60529-1:1992 + A2:2013. (Micro switch not sealed)
Operations Mechanical: Electrical:	 1,000,000 (min) 35,000 (min)	 1,000,000 (min) 35,000 (min)
Operating Pressure:	7.5N (typ)	12.5N (typ)
Rear Nut Fixing Torque:	2.5Nm	1.13Nm
Materials Mouldings: Tags/Terminations: Switch Body & Button:	 Glass Filled Nylon Brass, Tin Plated Stainless Steel	 Glass Filled Nylon Brass, Tin Plated Stainless Steel
Contacts:	Fine Silver	Fine Silver
Thread size:	1.0” x 26TPI	1.0” x 26TPI
RoHS	Compliant	Compliant

Stainless Steel Low Profile Vandal Resistant

Momentary

Front Panel Mounting

MP0037
Sealed to IP68

- Front Panel Sealed to IP68
- 21.5mm diameter
- S.P. Push to Make
- 1A, 50Vac/dc
- Industry Standard Size

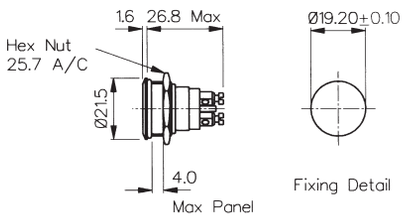

Front Panel Mounting

MP0031
Sealed to IP66

- Front Panel Sealed to IP66
- 21.5mm diameter
- S.P.C.O. Microswitch
- 5A, 250Vac

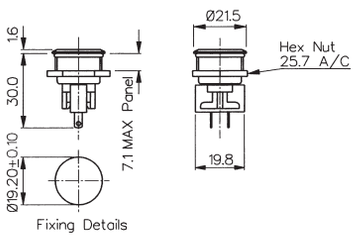

Specifications	MP0037	MP0031
Terminations:	Screw Terminals	Solder Tags
Switching:	S.P. Push to make Momentary action	S.P.C.O. Momentary Action (Microswitch)
Max. Rating:	1A, 50Vac/dc	5A, 250Vac 2A, 28Vdc
Contact Resistance:	<10mΩ	<10mΩ
Insulation Resistance:	>10^5 MΩ	>10^3 MΩ
Dielectric Strength:	>1.0kVac	>2.0kVac
Operating Temp. Range:	–20°C to +70°C	–20°C to +70°C
Sealing (Front of panel only):	Protection Classification: IP68 EN 60529:1992+A2:2013 (Micro switch not sealed)	Protection Classification: IP66 EN60529-1:1992 + A2:2013. (Micro switch not sealed)
IP68 rating 10M for 2 weeks test:	Passed	
Operations Mechanical: Electrical:	 1,000,000 (min) 30,000 (min)	 1,000,000 (min) 35,000 (min)
Operating Pressure:	10N (typ)	4.7N (typ)
Rear Nut Fixing Torque:	0.57Nm	0.57Nm
Materials Mouldings: Tags/Terminations: Switch Body & Button:	 Glass Filled Nylon Brass, Silver Plated Stainless Steel	 Glass Filled Nylon Brass, Tin Plated Stainless Steel
Contacts:	Brass, Silver Plated, Silver	Fine Silver
Thread size:	0.747” x 26TPI	0.747” x 26TPI
RoHS	Compliant	Compliant

Stainless Steel Illuminated Vandal Resistant

LED

Front Panel Mounting

MPI001- front panel seal to IP66

- Dot illumination
- 22mm diameter
- Single Contact push to make
- 50mA, 24Vdc contact rating
- Red, Green, Amber, Blue, White or dual colour illumination
- Bright daylight LEDs
- Independent LED terminals
- Front panel seal to IP66
- Integral supply resistors
- TVS protection

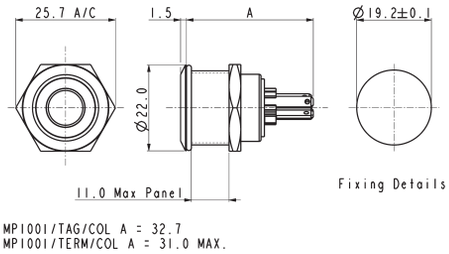

Specifications — MPI001/Termination/Colour/Voltage

Illumination style:	Dot
Terminations:	/28 (2.8mm tabs), /TERM or /TE (screw terminals)
Switching:	Single Contact, push to make, tactile (momentary action)
Max. Switch Rating:	50mA, 24Vdc

LEDs (ratings @ 20mA)

Part No.	/RD	/GN	/AM	/BL	/WH	/D1	/D4	/D5
Colours	Red	Green	Amber	Blue	White	Red/Green	Red/Blue	Green/Blue
Luminous Intensity	900mcd	2500mcd	900mcd	1500mcd	900mcd	2500mcd/5000mcd	2000mcd/850mcd	4000mcd/2000mcd
Forward Voltage	1.85V	3.5V	2.3V	3.5V	3.6V	2.05V/3.6V	2.0V/3.6V	3.6V/3.6V
Forward Current	20mA	20mA	20mA	20mA	20mA	20mA	20mA	20mA
Moulding Colour	Red	Green	Amber	Blue	White	Black	Black	Black

Illumination Voltage:	/no suffix No resistor fitted. An appropriate resistor must be series connected by the user. Voltages as above. /6 6Vdc /12 12Vdc /24 24Vdc
Contact Resistance:	<100mΩ
Insulation Resistance:	>10^3 MΩ
Dielectric Strength:	Contact to Panel >2.0kV Contact to Contact 1500
Operating Temp. Range:	–30°C to +70°C
Sealing (Front of panel only):	Protection Classification: IP66 EN60529-1:1992 + A2:2013. (Micro switch not sealed)
Operations	
Mechanical:	750,000 (min)
Electrical:	35,000 (min)
Operating Pressure:	12N
Rear Nut Fixing Torque:	0.57Nm
Screw Terminal Torque	0.2Nm Max
Materials	
Switch assembly:	UL94V-0 rated Polyamide (Nylon)
Tags:	Copper Alloy
Terminals:	Copper Alloy
Switch Body & Button:	Stainless Steel
Lens and Lens Body:	Polycarbonate
O ring:	Nitrile
Internal seal:	Silicone
Contact Plate:	Gold Plated
Thread size:	18.97mm x 26TPI
RoHS	Compliant

Dual Colour LED Configuration

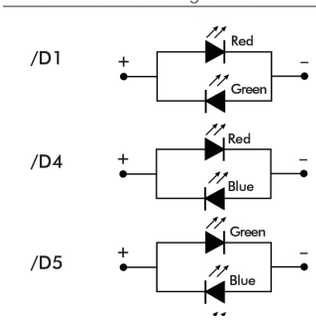

Stainless Steel Illuminated Vandal Resistant

LED

Front Panel Mounting



MPI002- front panel seal to IP66

- Ring illumination
- 22mm diameter
- Single Contact push to make
- 50mA, 24Vdc contact rating
- Red, Green, Amber, Blue, White or dual colour illumination
- Bright daylight LEDs
- Independent LED terminals
- Front panel seal to IP66
- Integral supply resistors
- TVS protection

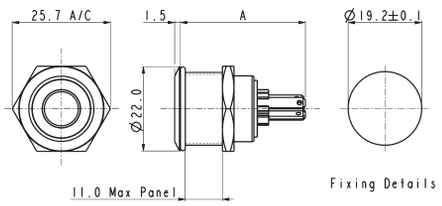

MPI002/TAG/COL A = 32.7
MPI002/TERM/COL A = 31.0 MAX.

Specifications — MPI002/Termination/Colour/Voltage

Illumination style:	Ring
Terminations:	/28 (2.8mm tabs), /TERM or /TE (screw terminals)
Switching:	Single Contact, push to make, tactile (momentary action)
Max. Switch Rating:	50mA, 24Vdc

LEDs (ratings @ 20mA)

Part No.	/RD	/GN	/AM	/BL	/WH	/D1	/D4	/D5	/D6
Colours	Red	Green	Amber	Blue	White	Red/Green	Red/Blue	Green/Blue	Green/White
Luminous Intensity	900mcd	2500mcd	900mcd	1500mcd	900mcd	2500mcd/5000mcd	2000mcd/850mcd	4000mcd/2000mcd	178mcd/450mcd
Forward Voltage	1.85V	3.5V	2.3V	3.5V	3.6V	2.05V/3.6V	2.0V/3.6V	3.6V/3.6V	3.4V/3.2V
Forward Current	20mA	20mA	20mA	20mA	20mA	20mA	20mA	20mA	20mA
Moulding Colour	Red	Green	Amber	Blue	White	Black	Black	Black	Black

Illumination Voltage:	/no suffix No resistor fitted. An appropriate resistor must be series connected by the user. Voltages as above. /6 6Vdc /12 12Vdc /24 24Vdc
Contact Resistance:	<100mΩ
Insulation Resistance:	>10³ MΩ
Dielectric Strength:	Contact to Panel >2.0kV Contact to Contact 1500
Operating Temp. Range:	–30°C to +70°C
Sealing (Front of panel only):	Protection Classification: IP66 EN60529-1:1992 + A2:2013. (Micro switch not sealed)
Operations	
Electrical:	35,000 (min)
Operating Pressure:	12N
Rear Nut Fixing Torque:	0.57Nm
Screw Terminal Torque	0.2Nm Max
Materials	
Switch assembly:	UL94V-0 rated Polyamide (Nylon)
Tags:	Copper Alloy
Terminals:	Copper Alloy
Switch Body & Button:	Stainless Steel
Lens and Lens Body:	Polycarbonate
O ring:	Nitrile
Internal seal:	Silicone
Contact Plate:	Gold Plated
Thread size:	18.97mm x 26TPI
RoHS	Compliant

Dual Colour LED Configuration

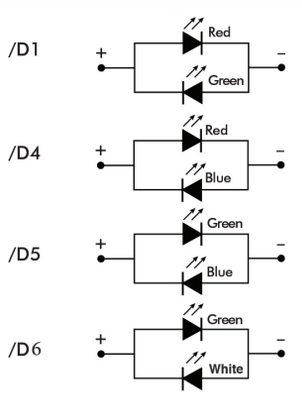

Stainless Steel Illuminated Vandal Resistant

Rear of panel IP66 seal

Rear Panel Sealed - Flying Leads

MPI002/FL/xx/x

- Dot or ring illumination
- 22mm diameter
- Single Contact push to make
- 50mA, 24Vdc contact rating
- Red, Green, Amber, Blue, White or dual colour illumination
- Bright daylight LEDs
- Independent LED terminals
- Front and rear panel seal to IP66
- Integral supply resistors
- TVS protection

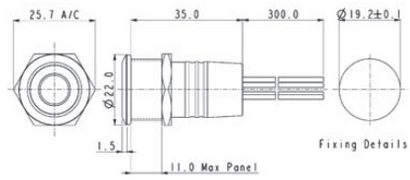

Flying lead colours: LED: red + and black –. Switch contacts: white.

Rear Panel Sealed - Solder Tags

MPI001/RP/xx/x

- Dot or ring illumination
- 22mm diameter
- Single Contact push to make
- 50mA, 24Vdc contact rating
- Red, Green, Amber, Blue & White illumination
- Bright daylight LEDs
- Independent LED terminals
- Front and rear panel seal to IP66
- Solder tag termination
- TVS protection

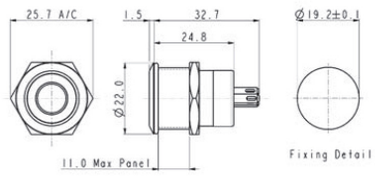

LED terminals marked + and –. Switch terminals unmarked.

Specifications	MPI001/Termination/Colour/Voltage					MPI002/Termination/Colour/Voltage				
Illumination style:	Dot					Ring				
Terminations:	/FL (Flying leads) /RP (Solder tags)					/FL (Flying leads) /RP (Solder tags)				
Switching:	Single Contact, push to make, tactile (momentary action)					Single Contact, push to make, tactile (momentary action)				
Max. Switch Rating:	50mA, 24Vdc					50mA, 24Vdc				
LEDs (ratings @ 20mA)										
Part No.	/RD	/GN	/AM	/BL	/WH	/RD	/GN	/AM	/BL	/WH
Colours	Red	Green	Amber	Blue	White	Red	Green	Amber	Blue	White
Luminous Intensity	900mcd	2500mcd	900mcd	1500mcd	900mcd	900mcd	2500mcd	900mcd	1500mcd	900mcd
Forward Voltage	1.85V	3.5V	2.3V	3.5V	3.6V	1.85V	3.5V	2.3V	3.5V	3.6V
Forward Current	20mA	20mA	20mA	20mA	20mA	20mA	20mA	20mA	20mA	20mA
Moulding Colour	Red	Green	Amber	Blue	White	Red	Green	Amber	Blue	White
Illumination Voltage:	/no suffix	No resistor fitted. An appropriate resistor must be series connected by the user. Voltages as above.				/no suffix	No resistor fitted. An appropriate resistor must be series connected by the user. Voltages as above.			
	/6	6Vdc				/6	6Vdc			
	/12	12Vdc				/12	12Vdc			
	/24	24Vdc				/24	24Vdc			
Contact Resistance:	<100mΩ					<100mΩ				
Insulation Resistance:	>10^3 MΩ					>10^3 MΩ				
Dielectric Strength:	Contact to Panel >2.0kV Contact to Contact 1500					Contact to Panel >2.0kV Contact to Contact 1500				
Operating Temp. Range:	–30°C to +70°C					–30°C to +70°C				
Sealing (Front of panel only):	Protection Classification: IP66 EN60529-1:1992 + A2:2013. (Micro switch not sealed)					Protection Classification: IP66 EN60529-1:1992 + A2:2013. (Micro switch not sealed)				
Operations										
Mechanical:	750,000 (min)									
Electrical:	35,000 (min)					35,000 (min)				
Operating Pressure:	12N					12N				
Rear Nut Fixing Torque:	0.57Nm					0.57Nm				
Materials										
Switch assembly:	UL94V-0 rated Polyamide (Nylon)					UL94V-0 rated Polyamide (Nylon)				
Tags:	Copper Alloy					Copper Alloy				
Terminals:	Copper Alloy					Copper Alloy				
Switch Body & Button:	Stainless Steel					Stainless Steel				
Lens and Lens Body:	Polycarbonate					Polycarbonate				
O ring:	Nitrile					Nitrile				
Internal seal:	Silicone					Silicone				
Contact Plate:	Gold Plated					Gold Plated				
Thread size:	18.97mm x 26TPI					18.97mm x 26TPI				
RoHS	Compliant					Compliant				

19mm Stainless Steel Illuminated Vandal Resistant

Low Profile

MPI005

- 22mm bezel diameter
- 19.2mm ± 0.2mm fixing hole diameter
- S.P.C.O

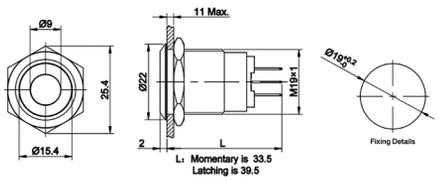

1, 2 are normally closed (NC)
3, 4 are normally opened (NO)
+, - are lamp terminals, the standard LED terminals have no difference of anode and cathode;.

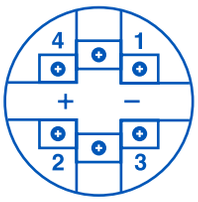

Screw Layout

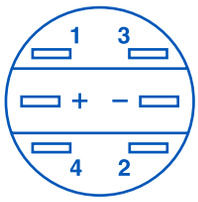

Plug Layout

Specifications	**MPI005/Actuator/Terminal/Function/Material/Colour/Voltage**
Terminations:	Plug Terminal or Screw Terminal
Switching:	S.P.C.O Momentary Action and Latching
Sealing:	IP65 (Momentary variants can be made to IP67 upon request)
Max. Rating:	5A @ 12VDC or 24 VDC 5A @ 125VAC 3A @ 250 VAC
Contact Resistance:	50mΩ max. @ 1A, 2V
Insulation Resistance:	>1000 MΩ @ 500Vdc
Dielectric Strength:	> 2.0kVac
Operating Temp. Range:	-25°C to +55°C
Operations Mechanical: Electrical:	 1,000,000 (min) 50,000 (min)
Rear Nut Fixing Torque:	0.8Nm
Materials Mouldings: Tags/Terminations: Switch Body & Button:	 Polycarbonate Brass, Gold Plated Stainless Steel / Aluminium Alloy
Contacts:	Silver
RoHS	Compliant

19mm Stainless Steel Illuminated Vandal Resistant

MPI	/ 005	/ X	/ X	/ X	/ X	/ X	/ X
Series	**Type**	**Actuator Type**	**Terminal**	**Switching Type**	**Material**	**Illumination**	**Voltage**
19mm Metal **Push Button**	19mm Illuminated AV Switch	**D** = Dot Illumination **R** = Ring **P** = Illuminated Power **O** = Power Symbol / Ring	**28** = 2.8mm Plug Terminal **TE** = Screw Terminal	**M** = Momentary **L** = Latching	**S** = Stainless Steel **A** = Black Anodized Aluminum	**BL** **GN** **RD** **AM** **WH** **Others on request**	**12** = 12VAC Others Available on request

Examples:

MPI005/D/28/L/S/BL/12 = 19mm Metal Push Button, Dot Illumination, 2.8mm Plug Terminal, Latching, Stainless Steel, Blue, 12 Volt

Note:

Power Symbol / Ring not available in black anodized aluminum

Low Profile Brass Chrome Plated Vandal Resistant

Front Panel Mounting

MPB038
Sealed to IP66

- Front Panel Sealed to IP66
- 28mm diameter
- S.P.C.O. Microswitch
- 5A, 250Vac

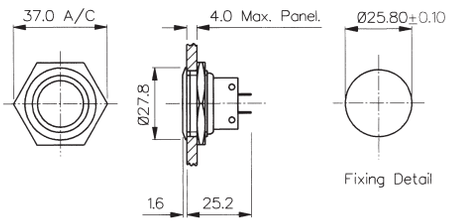

Front Panel Mounting

MPB031
Sealed to IP66

- Front Panel Sealed to IP66
- 21mm diameter
- S.P.C.O. Microswitch
- 5A, 250Vac

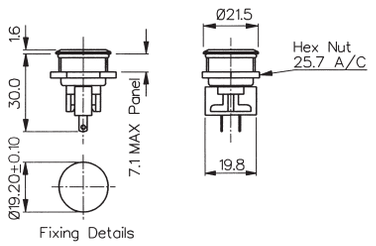

Front Panel Mounting

MPB037
Sealed to IP68

- Front Panel Sealed to IP68
- 21.5mm diameter
- S.P. Push to Make
- 1A, 50Vac/dc

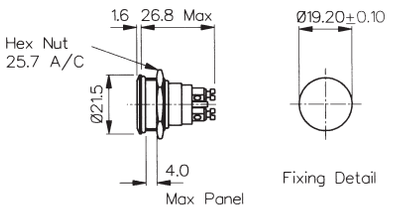

Specifications	MPB038	MPB031	MPB037
Terminations:	Solder Tags	Solder Tags	Screw Terminals
Switching:	S.P.C.O. Momentary Action (Microswitch)	S.P.C.O. Momentary Action (Microswitch)	S.P. Push to make Momentary action
Max. Rating:	5A, 250Vac. 2A, 28Vdc	5A, 250Vac. 2A, 28Vdc	1A, 50Vac/dc
Contact Resistance:	<10mΩ	<10mΩ	<10mΩ
Insulation Resistance:	>10^3 MΩ	>10^3 MΩ	>10^5 MΩ
Dielectric Strength:	>2.0kVac	>2.0kVac	>1.0kVac
Operating Temp. Range:	–20°C to +70°C	–20°C to +70°C	–20°C to +70°C
Sealing (Front of panel only):	Protection Classification: IP66 EN60529-1:1992 + A2:2013. (Micro switch not sealed)	Protection Classification: IP66 EN60529-1:1992 + A2:2013. (Micro switch not sealed)	Protection Classification: IP68 EN60529-1:1992 + A2:2013. (Micro switch not sealed) (10m for 2 weeks)
Operations Mechanical: Electrical:	 1,000,000 (min) 35,000 (min)	 1,000,000 (min) 35,000 (min)	 1,000,000 (min) 30,000 (min)
Operating Pressure:	12.5N (typ)	4.7N (typ)	7.5N (typ)
Rear Nut Fixing Torque:	1.13Nm	0.57Nm	0.57Nm
Materials Mouldings: Tags/Terminations: Switch Body & Button:	 Glass Filled Nylon Brass, Tin Plated Brass	 Glass Filled Nylon Brass, Tin Plated Brass	 Glass Filled Nylon Brass, Tin Plated Brass
Contacts:	Fine Silver	Fine Silver	Brass, Silver Plated, Silver
Thread size:	1.0” x 26TPI	0.747” x 26TPI	0.747” x 26TPI
RoHS	Compliant	Compliant	Compliant

Stainless Steel Large Diameter Vandal Resistant

Momentary

Front Panel Mounting - Low Profile

MP0050

- Front Panel Sealed to IP68
- Flush button
- 32.0mm diameter
- S.P.C.O. switching
- Momentary action
- 5A, 250Vac

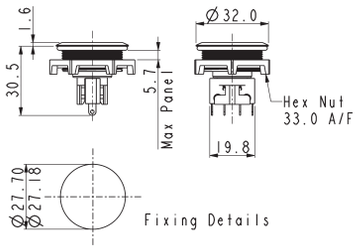

Front Panel Mounting - Protruding Profile

MP0050/2

- Front Panel Sealed to IP68
- Protruding button
- 32.0mm diameter
- S.P.C.O. switching
- Momentary action
- 5A, 250Vac

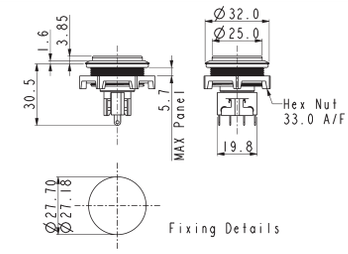

Specifications	MP0050	MP0050/2
Terminations:	Solder Tags	Solder Tags
Switching:	S.P.C.O. Momentary Action (Microswitch)	S.P.C.O. Momentary Action (Microswitch)
Max. Rating:	5A, 250Vac. 2A, 28Vdc	5A, 250Vac. 2A, 28Vdc
Contact Resistance:	<10mΩ	<10mΩ
Insulation Resistance:	>10^3 MΩ	>10^3 MΩ
Dielectric Strength:	>2.0kVac	>2.0kVac
Operating Temp. Range:	–20°C to +70°C	–20°C to +70°C
Sealing (Front of panel only):	Protection Classification: IP66 EN60529-1:1992 + A2:2013. (Micro switch not sealed)	Protection Classification: IP66 EN60529-1:1992 + A2:2013. (Micro switch not sealed)
Operations		
Mechanical:	1,000,000 (min)	1,000,000 (min)
Electrical:	35,000 (min)	35,000 (min)
Operating Pressure:	4.7Nm	4.7N (typ)
Rear Nut Fixing Torque:	0.57Nm	0.57Nm
Materials		
Mouldings:	Glass Filled Nylon	Glass Filled Nylon
Tags/Terminations:	Brass, Tin Plated	Brass, Tin Plated
Switch Body & Button:	Stainless Steel	Stainless Steel
Contacts:	Fine Silver	Fine Silver
Thread size:	M27 x 1.0-6H	M27 x 1.0-6H
RoHS	Compliant	Compliant

Stainless Steel Domed Vandal Resistant

Front Panel Mounting

MP0027/3

- 28mm diameter
- Domed Profile
- S.P.C.O. Microswitch
- 5A, 250Vac

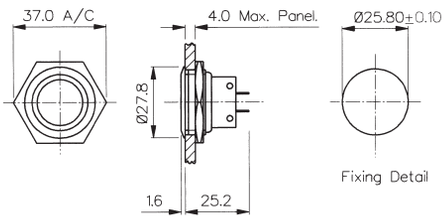

Front Panel Mounting

MP0038/3
Sealed to IP66

- Front Panel Sealed to IP66
- 28mm diameter
- Domed Profile
- S.P.C.O. Microswitch
- 5A, 250Vac

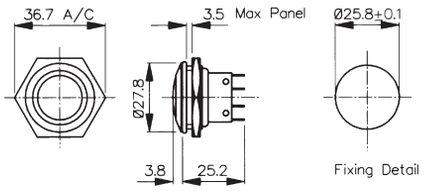

Specifications	MP0027/3	MP0038/3
Terminations:	Solder Tags	Solder Tags
Switching:	S.P.C.O. Momentary Action (Microswitch)	S.P.C.O. Momentary Action (Microswitch)
Max. Rating:	5A, 250Vac. 2A, 28Vdc	5A, 250Vac. 2A, 28Vdc
Contact Resistance:	<10mΩ	<10mΩ
Insulation Resistance:	>10^3 MΩ	>10^3 MΩ
Dielectric Strength:	>2.0kVac	>2.0kVac
Operating Temp. Range:	–20°C to +70°C	–20°C to +70°C
Sealing (Front of panel only):		Protection Classification: IP66 EN60529-1:1992 + A2:2013. (Micro switch not sealed)
Operations Mechanical: Electrical:	 1,000,000 (min) 35,000 (min)	 1,000,000 (min) 35,000 (min)
Operating Pressure:	7.5N (typ)	12.5N (typ)
Rear Nut Fixing Torque:	2.5Nm	1.13Nm
Materials Mouldings: Tags/Terminations: Switch Body & Button:	 Glass Filled Nylon Brass, Tin Plated Stainless Steel	 Glass Filled Nylon Brass, Tin Plated Stainless Steel
Contacts:	Fine Silver	Fine Silver
Thread size:	1.0” x 26TPI	0.747” x 26TPI
RoHS	Compliant	Compliant

Stainless Steel Domed Vandal Resistant

Front Panel Mounting

MP0037/3
Sealed to IP68

- Front Panel Sealed to IP68
- 21.5mm diameter
- Domed Profile
- S.P. Push to Make
- 1A, 50Vac/dc

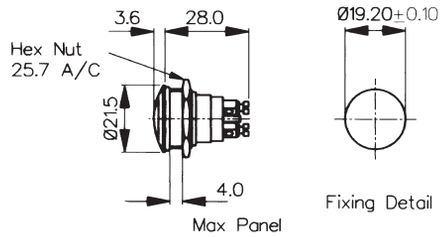

Front Panel Mounting

MP0031/3
Sealed to IP66

- Front Panel Sealed to IP66
- 21.5mm diameter
- Domed Profile
- S.P.C.O. Microswitch
- 5A, 250Vac

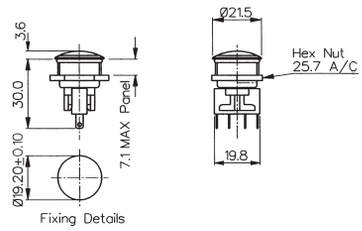

Specifications	MP0037/3	MP0031/3
Terminations:	Screw Terminals	Solder Tags
Switching:	S.P. Push to make Momentary action	S.P.C.O. Momentary Action (Microswitch)
Max. Rating:	1A, 50Vac/dc	5A, 250Vac. 2A, 28Vdc
Contact Resistance:	<10mΩ	<10mΩ
Insulation Resistance:	>10^5 MΩ	>10^3 MΩ
Dielectric Strength:	>1.0kVac	>2.0kVac
Operating Temp. Range:	–20°C to +70°C	–20°C to +70°C
Sealing (Front of panel only):	Protection Classification: IP68 EN60529-1:1992 + A2:2013. (Micro switch not sealed) (10m for 2 weeks)	Protection Classification: IP66 EN60529-1:1992 + A2:2013. (Micro switch not sealed)
Operations Mechanical: Electrical:	 1,000,000 (min) 35,000 (min)	 1,000,000 (min) 35,000 (min)
Operating Pressure:	7.5N (typ)	4.7N (typ)
Rear Nut Fixing Torque:	2.5Nm	0.57Nm
Materials Mouldings: Tags/Terminations: Switch Body & Button:	 Glass Filled Nylon Brass, Tin Plated Stainless Steel	 Glass Filled Nylon Brass, Tin Plated Stainless Steel
Contacts:	Brass, Silver Plated, Silver	Fine Silver
Thread size:	0.747” x 26TPI	0.747” x 26TPI
RoHS	Compliant	Compliant

Stainless Steel Prominent Button Vandal Resistant

Front Panel Mounting

MP0027/2

- 28mm diameter
- Prominent Button
- S.P.C.O. Microswitch
- 5A, 250Vac

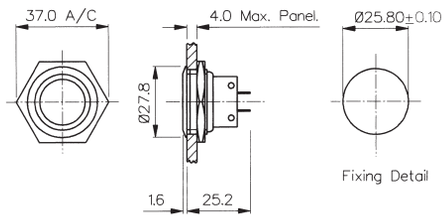

Front Panel Mounting

MP0038/2
Sealed to IP66

- Front Panel Sealed to IP66
- 28mm diameter
- Prominent Button
- S.P.C.O. Microswitch
- 5A, 250Vac

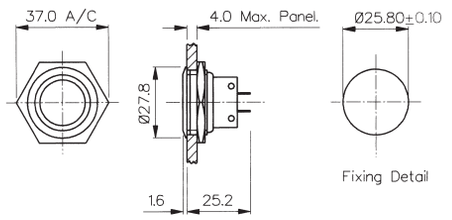

Specifications	MP0027/2	MP0038/2
Terminations:	Solder Tags	Solder Tags
Switching:	S.P.C.O. Momentary Action (Microswitch)	S.P.C.O. Momentary Action (Microswitch)
Max. Rating:	5A, 250Vac 2A, 28Vdc	5A, 250Vac. 2A, 28Vdc
Contact Resistance:	<10mΩ	<10mΩ
Insulation Resistance:	>10^3 MΩ	>10^3 MΩ
Dielectric Strength:	>2.0kVac	>2.0kVac
Operating Temp. Range:	–20°C to +70°C	–20°C to +70°C
Sealing (Front of panel only):		Protection Classification: IP66 EN60529-1:1992 + A2:2013. (Micro switch not sealed)
Operations Mechanical: Electrical:	 1,000,000 (min) 35,000 (min)	 1,000,000 (min) 35,000 (min)
Operating Pressure:	7.5N (typ)	12.5N (typ)
Rear Nut Fixing Torque:	2.5Nm	1.13Nm
Materials Mouldings: Tags/Terminations: Switch Body & Button:	 Glass Filled Nylon Brass, Tin Plated Stainless Steel	 Glass Filled Nylon Brass, Tin Plated Stainless Steel
Contacts:	Fine Silver	Fine Silver
Thread size:	1.0” x 26TPI	1.0” x 26TPI
RoHS	Compliant	Compliant

Stainless Steel Prominent Button Vandal Resistant

Front Panel Mounting

MP0037/2
Sealed to IP68

- Front Panel Sealed to IP68
- 21.5mm diameter
- Prominent Button
- S.P. Push to Make
- 1A, 50Vac/dc

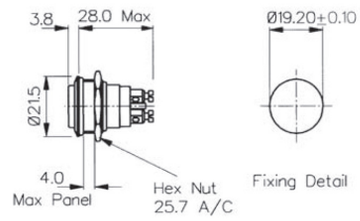

Front Panel Mounting

MP0031/2
Sealed to IP66

- Front Panel Sealed to IP66
- 21.5mm diameter
- Prominent Button
- S.P.C.O. Microswitch
- 5A, 250Vac

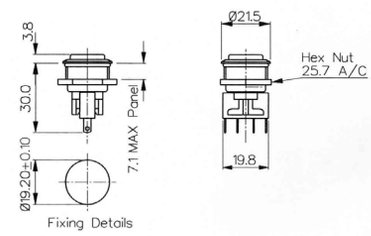

Specifications	MP0037/2	MP0031/2
Terminations:	Screw Terminals	Solder Tags
Switching:	S.P. Push to make Slow momentary action	S.P.C.O. Momentary Action (Microswitch)
Max. Rating:	1A, 50Vac/dc	5A, 250Vac. 2A, 28Vdc
Contact Resistance:	<10mΩ	<10mΩ
Insulation Resistance:	>10^5 MΩ	>10^3 MΩ
Dielectric Strength:	>1.0kVac	>2.0kVac
Operating Temp. Range:	–20°C to +70°C	–20°C to +70°C
Sealing (Front of panel only):	Protection Classification: IP68 EN60529-1:1992 + A2:2013. (Micro switch not sealed) (10m for 2 weeks)	Protection Classification: IP66 EN60529-1:1992 + A2:2013. (Micro switch not sealed)
Operations Mechanical: Electrical:	 1,000,000 (min) 35,000 (min)	 1,000,000 (min) 35,000 (min)
Operating Pressure:	7.5N (typ)	4.7N (typ)
Rear Nut Fixing Torque:	0.57Nm	0.57Nm
Materials Mouldings: Tags/Terminations: Switch Body & Button:	 Glass Filled Nylon Brass, Tin Plated Stainless Steel	 Glass Filled Nylon Brass, Tin Plated Stainless Steel
Contacts:	Brass, Silver Plated, Silver	Fine Silver
Thread size:	0.747” x 26TPI	0.747” x 26TPI
RoHS	Compliant	Compliant

Push Button

Front Panel Mounting

MP0013
MP0033

- Proud Fitting
- 22mm diameter
- S.P. Push to Make
- 1A, 50V
- Brass, Chrome Plated Body, Stainless Steel Button
- MP0033 Internally Sealed

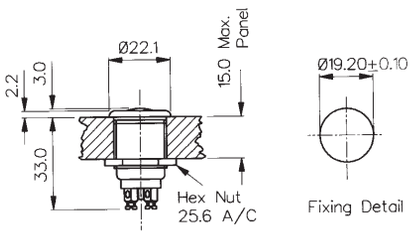

Front Panel Mounting

MP0013/2
MP0033/2

- Prominent Button
- 22mm diameter
- S.P. Push to Make
- 1A, 50V
- Brass, Chrome Plated Body, Stainless Steel Button
- MP0033/2 Internally Sealed

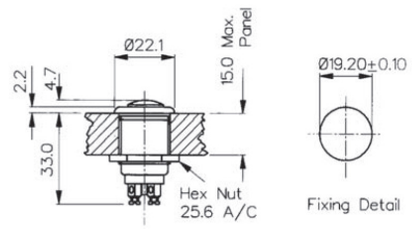

Specifications	MP0013, MP0033	MP0013/2, MP0033/2
Terminations:	Screw Terminals	Screw Terminals
Switching:	S.P. Push to make Slow momentary action	S.P. Push to make Slow momentary action
Max. Rating:	1A, 50Vac/dc	1A, 50Vac/dc
Contact Resistance:	<15mΩ	<15mΩ
Insulation Resistance:	>10^4 MΩ	>10^4 MΩ
Dielectric Strength:	>2.5kVac	>2.5kVac
Operating Temp. Range:	–20°C to +85°C	–20°C to +85°C
Sealing (Front of panel only):	MP0033 only - internally sealed against ingress of water and dust. (IP68 Internal Testing)	MP0033/2 only - internally sealed against ingress of water and dust. (IP68 Internal Testing)
Materials Mouldings: Tags/Terminations: Switch Body & Button:	 Glass Filled Nylon Brass, Silver Plated Body: Brass, Chrome Plated Button: Stainless Steel	 Glass Filled Nylon Brass, Silver Plated Body: Brass, Chrome Plated Button: Stainless Steel
Contacts:	Copper, Silver Plated	Copper, Silver Plated
Thread Size:	0.747” x 26TPI	0.747” x 26TPI
RoHS	Compliant	Compliant

Stainless Steel - Momentary

Flush Profile

MP0042/1

- 18mm bezel diameter
- 16mm panel hole
- S.P. Push to make
- Polished finish
- 2A, 36Vdc

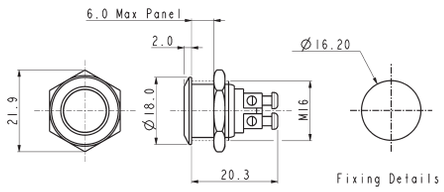

Domed Profile

MP0042/2

- 18mm bezel diameter
- 16mm panel hole
- S.P. Push to make
- Polished finish
- 2A, 36Vdc

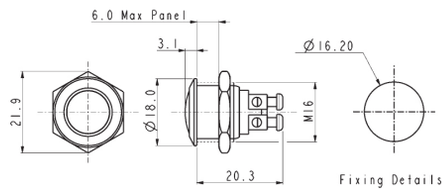

Prominent Button

MP0042/3

- 18mm bezel diameter
- 16mm panel hole
- S.P. Push to make
- Polished finish
- 2A, 36Vdc

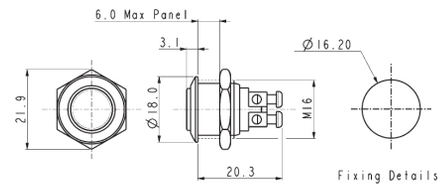

Specifications	MP0042/1	MP0042/2	MP0042/3
Terminations:	Screw Terminals	Screw Terminals	Screw Terminals
Switching:	S.P. Push to make	S.P. Push to make	S.P. Push to make
Max. Rating:	2A, 36Vdc	2A, 36Vdc	2A, 36Vdc
Contact Resistance:	50mΩ at 1A, 2V	50mΩ at 1A, 2V	50mΩ at 1A, 2V
Insulation Resistance:	>10^3 MΩ @ 500Vdc	>10^3 MΩ @ 500Vdc	>10^3 MΩ @ 500Vdc
Dielectric Strength:	>2.0kVac	>2.0kVac	>2.0kVac
Operating Temp. Range:	–20°C to +55°C	–20°C to +55°C	–20°C to +55°C
Operations Mechanical: Electrical:	 1,000,000 (min) 100,000 (min)	 1,000,000 (min) 100,000 (min)	 1,000,000 (min) 100,000 (min)
Rear Nut Fixing Torque:	12Nm	12Nm	12Nm
Materials Mouldings: Tags/Terminations: Switch Body & Button:	 Nylon Brass, Silver Plated Stainless Steel (Polished)	 Nylon Brass, Silver Plated Stainless Steel (Polished)	 Nylon Brass, Silver Plated Stainless Steel (Polished)
Contacts:	Silver	Silver	Silver
Thread size:	Gold Plated Brass version available	Gold Plated Brass version available	Gold Plated Brass version available
Sealing:	IP65	IP65	IP65
Impact Rating:	IK08	IK08	IK08
RoHS	Compliant	Compliant	Compliant

Stainless Steel - Momentary

Low Profile

MP0045/1D

- 18mm bezel diameter
- 16mm fixing hole diameter
- D.P.C.O
- 1A, 110Vac & 0.5A, 220Vac
- 1A, 12Vdc & 1A, 24Vdc

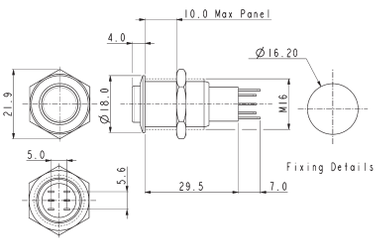

Prominent Button

MP0045/3D

- 18mm bezel diameter
- 16mm fixing hole diameter
- D.P.C.O
- 1A, 110Vac & 0.5A, 220Vac
- 1A, 12Vdc & 1A, 24Vdc

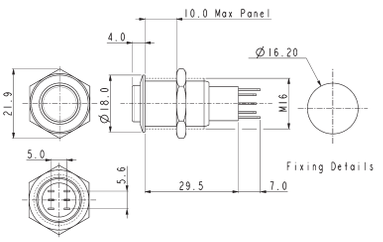

Specifications	MP0045/1D0NN000/Sealing	MP0045/3D0NN000/Sealing
Terminations:	Solder tags	Solder tags
Switching:	D.P.C.O Momentary Action	D.P.C.O Momentary Action
Sealing: Part No.	IP67 IP40 /S BLANK	IP67 IP40 /S BLANK
Max. Rating:	1A, 110Vac & 0.5A, 220Vac 1A, 12Vdc & 1A, 24Vdc	1A, 110Vac & 0.5A, 220Vac 1A, 12Vdc & 1A, 24Vdc
Contact Resistance:	50mΩ max. @ 1A, 2V	50mΩ max. @ 1A, 2V
Insulation Resistance:	>10^3 MΩ @ 500Vdc	>10^3 MΩ @ 500Vdc
Dielectric Strength:	> 2.0kVac	> 2.0kVac
Operating Temp. Range:	–20°C to +55°C	–20°C to +55°C
Operations Mechanical: Electrical:	 200,000 (min) 30,000 (min)	 200,000 (min) 30,000 (min)
Rear Nut Fixing Torque:	12Nm	12Nm
Materials Mouldings: Tags/Terminations: Switch Body & Button:	 Nylon Brass, Silver Plated Stainless Steel	 Nylon Brass, Silver Plated Stainless Steel
Contacts:	Silver	Silver
Variants:	Nickel Plated Brass version available Details on request	Nickel Plated Brass version available Details on request
RoHS	Compliant	Compliant

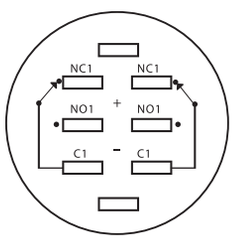

Contact Layout

Soldering Instructions:

- Soldering time less than 3 seconds
- Do not push on the terminals
- Recommended cuspidal soldering iron. Temperature around 280°C

Stainless Steel - Latching

Low Profile

MP0045/1E

- 18mm bezel diameter
- 16mm fixing hole diameter
- D.P.C.O.
- 1A, 110Vac & 0.5A, 220Vac
- 1A, 12Vdc & 1A, 24Vdc

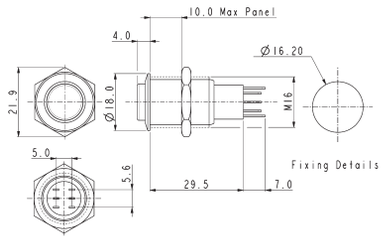

Prominent Button

MP0045/3E

- 18mm bezel diameter
- 16mm fixing hole diameter
- D.P.C.O.
- 1A, 110Vac & 0.5A, 220Vac
- 1A, 12Vdc & 1A, 24Vdc

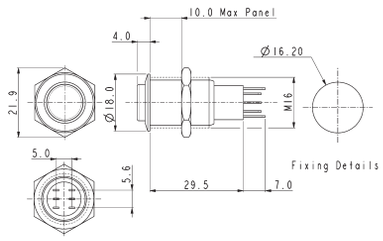

Specifications	MP0045/1E0NN000/Sealing	MP0045/3E0NN000/Sealing
Terminations:	Solder Tags	Solder Tags
Switching:	D.P.C.O. - Latching Action	D.P.C.O. - Latching Action
Sealing: Part No.	IP67 IP40 /S BLANK	IP67 IP40 /S BLANK
Max. Rating:	1A, 110Vac & 0.5A, 220Vac 1A, 12Vdc & 1A, 24Vdc	1A, 110Vac & 0.5A, 220Vac 1A, 12Vdc & 1A, 24Vdc
Contact Resistance:	50mΩ max. @ 1A, 2V	50mΩ max. @ 1A, 2V
Insulation Resistance:	>10^3 MΩ @ 500Vdc	>10^3 MΩ @ 500Vdc
Dielectric Strength:	>2.0kVac	>2.0kVac
Operating Temp. Range:	–20°C to +55°C	–20°C to +55°C
Operations Mechanical: Electrical:	 200,000 (min) 30,000 (min)	 200,000 (min) 30,000 (min)
Rear Nut Fixing Torque:	12Nm	12Nm
Materials Mouldings: Tags/Terminations: Switch Body & Button:	 Nylon Brass, Tin Plated Stainless Steel (Polished)	 Nylon Brass, Tin Plated Stainless Steel (Polished)
Contacts:	Silver	Silver
Thread size:	Nickel Plated Brass version Details on request	Nickel Plated Brass version Details on request
RoHS	Compliant	Compliant

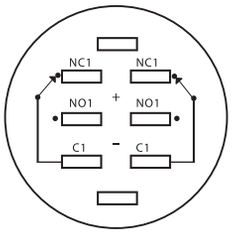

Contact Layout

Soldering Instructions:

- Soldering time less than 3 seconds.
- Do not push on the terminals.
- Recommended cuspidal soldering iron. Temperature around 280°C.

Stainless Steel Illuminated Momentary

Front Panel Mounting

MP0045/1D1

- Dot Illuminated
- 18mm bezel diameter
- D.P.C.O.
- 1A, 110Vac & 0.5A, 220Vac
- 1A, 12Vdc & 1A, 24Vdc
- Red, Green, Amber or Blue Illumination
- Separate LED Terminals

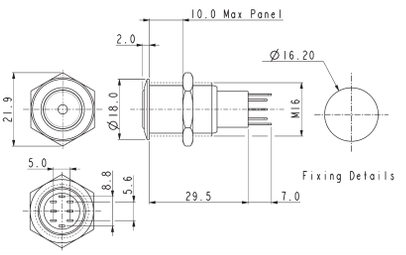

Front Panel Mounting

MP0045/1D2

- Ring Illuminated
- 18mm bezel diameter
- D.P.C.O.
- 1A, 110Vac & 0.5A, 220Vac
- 1A, 12Vdc & 1A, 24Vdc
- Red, Green, Amber or Blue Illumination
- Separate LED Terminals

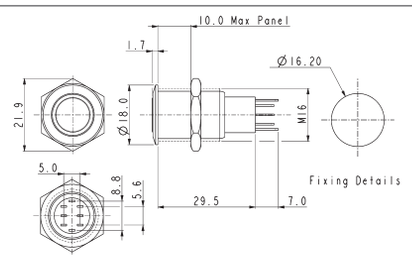

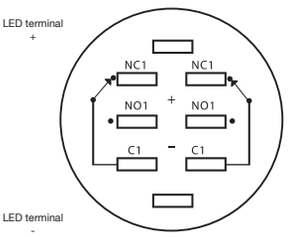

Contact Layout

Specifications	MP0045/1D1/Colour/Voltage/Sealing	MP0045/1D2/Colour/Voltage/Sealing
Terminations:	Solder Tags	Solder Tags
Illumination:	Dot	Ring
Switching:	D.P.C.O. Momentary Action	D.P.C.O. Momentary Action
Sealing: Part No.	IP67 IP40 /S BLANK	IP67 IP40 /S BLANK
Max. Switch Rating:	1A, 110Vac & 0.5A, 220Vac 1A, 12Vdc & 1A, 24Vdc	1A, 110Vac & 0.5A, 220Vac 1A, 12Vdc & 1A, 24Vdc
LEDs Colours Part No.	 Red Green Amber Blue /RD /GN /AM /BL	 Red Green Amber Blue /RD /GN /AM /BL
Voltage Part No.	12Vdc 220Vdc /012 /220	12Vdc 220Vdc /012 /220
Contact Resistance:	50mΩ max. @ 1A, 2Vdc	50mΩ max. @ 1A, 2Vdc
Insulation Resistance:	>10^3 MΩ @ 500Vac	>10^3 MΩ @ 500Vac
Dielectric Strength:	>2.0kVac	>2.0kVac
Operating Temp. Range:	–20°C to +55°C	–20°C to +55°C
Operations Mechanical: Electrical:	 200,000 (min) 30,000 (min)	 200,000 (min) 30,000 (min)
Rear Nut Fixing Torque:	12Nm	12Nm
Materials Mouldings: Tags: Switch Body & Button: Variants	 Nylon Brass, Silver Plated Stainless Steel (Polished) Prominent Button, details on request	 Nylon Brass, Silver Plated Stainless Steel (Polished) Prominent Button, details on request
RoHS	Compliant	Compliant

Soldering Instructions:

- Soldering time less than 3 seconds.
- Do not push on the terminals.
- Recommended cuspidal soldering iron. Temperature around 280°C.

Stainless Steel Illuminated Latching

Front Panel Mounting

MP0045/1E1

- Dot Illuminated
- 18mm bezel diameter
- D.P.C.O.
- 1A, 110Vac & 0.5A, 220Vac
- 1A, 12Vdc & 1A, 24Vdc
- Red, Green, Amber or Blue Illumination
- Separate LED Terminals

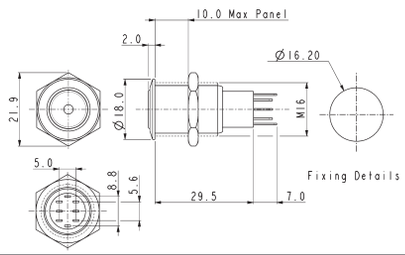

Front Panel Mounting

MP0045/1E2

- Ring Illuminated
- 18mm bezel diameter
- D.P.C.O.
- 1A, 110Vac & 0.5A, 220Vac
- 1A, 12Vdc & 1A, 24Vdc
- Red, Green, Amber or Blue Illumination
- Separate LED Terminals

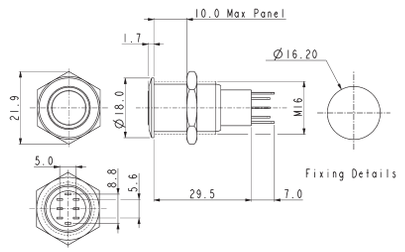

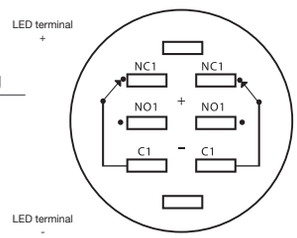

Contact Layout

Specifications	MP0045/1E1/Colour/Voltage/Sealing	MP0045/1E2/Colour/Voltage/Sealing
Terminations:	Solder Tags	Solder Tags
Illumination:	Dot	Ring
Switching:	D.P.C.O. Latching Action	D.P.C.O. Latching Action
Sealing: Part No.	IP67 IP40 /S BLANK	IP67 IP40 /S BLANK
Max. Switch Rating:	1A, 110Vac & 0.5A, 220Vac 1A, 12Vdc & 1A, 24Vdc	1A, 110Vac & 0.5A, 220Vac 1A, 12Vdc & 1A, 24Vdc
LEDs Colours Part No.	 Red Green Amber Blue /RD /GN /AM /BL	 Red Green Amber Blue /RD /GN /AM /BL
Voltage Part No.	12Vdc 220Vdc /012 /220	12Vdc 220Vdc /012 /220
Contact Resistance:	50mΩ max. @ 1A, 2Vdc	50mΩ max. @ 1A, 2Vdc
Insulation Resistance:	>10^3 MΩ @ 500Vac	>10^3 MΩ @ 500Vac
Dielectric Strength:	>2.0kVac	>2.0kVac
Operating Temp. Range:	–20°C to +55°C	–20°C to +55°C
Operations Mechanical: Electrical:	 200,000 (min) 30,000 (min)	 200,000 (min) 30,000 (min)
Rear Nut Fixing Torque:	12Nm	12Nm
Materials Mouldings: Tags: Switch Body & Button: Variants	 Nylon Brass, Silver Plated Stainless Steel (Polished) Prominent Button, details on request	 Nylon Brass, Silver Plated Stainless Steel (Polished) Prominent Button, details on request
RoHS	Compliant	Compliant

Soldering Instructions:

- Soldering time less than 3 seconds.
- Do not push on the terminals.
- Recommended cuspidal soldering iron. Temperature around 280°C.

Miniature Stainless Steel Vandal Resistant

Prominent Button / Flush Profile

MAV0120

MAV0120/1 MAV0120/3

- Prominent and Flush Profile
- 12mm Diameter
- 2A, 36 dc
- IP67 (Front of Panel Only)

Prominent Profile

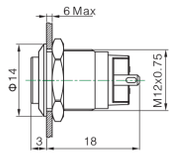

Flush Profile

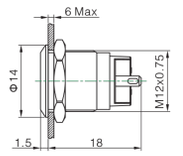

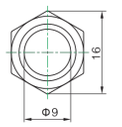

Top view

Specification	MAV0120/1	MAV0120/3
Terminations:	P - Solder Tabs	P - Solder Tabs
Switching:	S.P. Push to make	S.P. Push to make
Max Rating:	2A, 36Vdc	2A, 36Vdc
Contact Resistance:	≥50MΩ	≥50MΩ
Insulation Resistance:	≥1000MΩ	≥1000MΩ
Dielectric Strength:	1500V, AC 50Hz, 5 Secs	1500V, AC 50Hz, 5 Secs
Operating Temp Range:	*-25°C ~ +55°C	*-25°C ~ +55°C
Operations		
Mechanical:	500,000 (min)	500,000 (min)
Electrical:	200,000 (min)	200,000 (min)
Sealing (Front of Panel Only)	IP67	IP67
Shock Resistance	IK08	IK08
Rear Nut Fixing Torque:	0.6Nm	0.6Nm
Materials		
Mouldings:	PA	PA
Tags/Terminations:	Brass, Silver Plated	Brass, Silver Plated
Switch Body & Button:	Stainless Steel	Stainless Steel
Contacts:	Silver Alloy	Silver Alloy
Thread size:	M12x0.75	M12x0.75
RoHS	Compliant	Compliant

Miniature Stainless Steel Illuminated Vandal Resistant

Illuminated traditional

MAV0120



MAV0120

- Dot and Ring Illumination
- Prominent and Flush Profile
- 12mm Diameter
- 2A, 36 dc
- Bright daylight LEDs
- IP67 (Front of Panel Only)

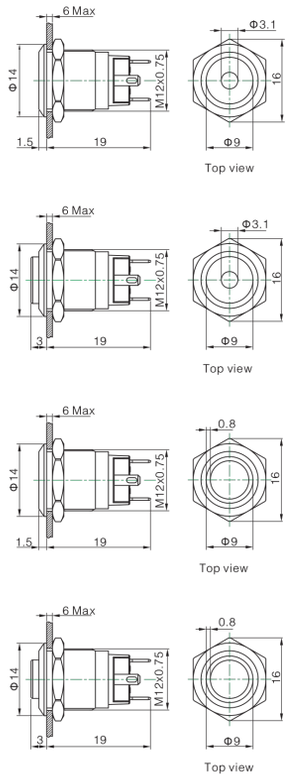

Specification	MAV0120
Terminations:	P - Solder Tabs
Switching:	S.P. Push to make
Max Rating:	2A, 36Vdc
Profile:	Prominent /3 Flush /1
Illumination Type	/1 Dot /2 Ring
LED Ratings	
Part No.	/RD /GN /BL /OR /AM
Colours	Red Green Blue Orange Yellow
Luminous Intensity	
Forward Voltage	1.8V 2.8V 2.8V 1.8V 1.8V
Forward Current	
Moulding Current	15mA 15mA 15mA 15mA 15mA
Illumination Voltage	/no suffix - No resistor fitted. An Appropriate resistor must be series connected by the user. Voltages as above /12 12V /24 24V
Contact Resistance:	≥50MΩ
Insulation Resistance:	≥1000MΩ
Dielectric Strength:	1500V, AC 50Hz, 5 Secs
Operating Temp. Range:	*-25°C ~ +55°C
Operations	
Mechanical:	500,000 (min)
Electrical:	200,000 (min)
Sealing (Front of Panel Only)	IP67
Shock Resistance	IK08
Rear Nut Fixing Torque:	0.6Nm
Materials	
Mouldings:	PA
Tags/Terminations:	Brass, Silver Plated
Switch Body & Button:	Stainless Steel
Contacts:	Silver Alloy
Thread size:	M12x0.75
RoHS	Compliant

Miniature Domed Metal Vandal Resistant

None Illuminated - Metal Dome

MMP0120

MMP0120

- Raised Domed Profile
- 12mm Diameter
- 2A, 36Vac
- IP65 or IP67 (Front of Panel Only)

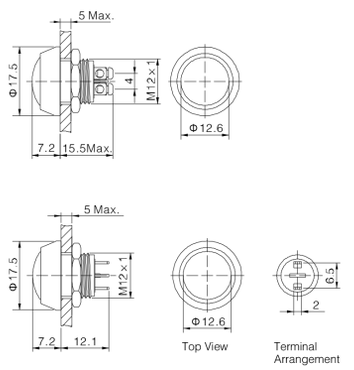

Specification	MMP0120/S	MMP0120/N
Terminations:	P - Solder Tabs S - Screw Terminal	P - Solder Tabs S - Screw Terminal
Switching:	S.P. Push to make	S.P. Push to make
Max Rating:	2A, 36Vdc	2A, 36Vdc
Contact Resistance:	≥50MΩ	≥50MΩ
Insulation Resistance:	≥1000MΩ	≥1000MΩ
Dielectric Strength:	1500V, AC 50Hz, 5 Secs	1500V, AC 50Hz, 5 Secs
Operating Temp Range:	*-25°C ~ +55°C	*-25°C ~ +55°C
Operations		
Mechanical:	500,000 (min)	500,000 (min)
Electrical:	200,000 (min)	200,000 (min)
Sealing (Front of Panel Only)	IP65 or IP67	IP65 or IP67
Shock Resistance	IK08	IK08
Rear Nut Fixing Torque:	0.3Nm	0.3Nm
Materials		
Mouldings:	PBT	PBT
Tags/Terminations:	Brass, Gold Plated	Brass, Gold Plated
Switch Body & Button:	/SS Stainless Steel	/N - Nickel Plated Brass
Contacts:	Silver Alloy	Silver Alloy
Thread size:	M12x1	M12x1
RoHS	Compliant	Compliant

Miniature Domed PBT Pushbutton

Non Illuminated - PBT

MMP0120/A

MMP0120/A

- Raised Domed Profile
- PBT Material
- 12mm Diameter
- 2A, 36Vac
- IP65 or IP67 (Front of Panel Only)

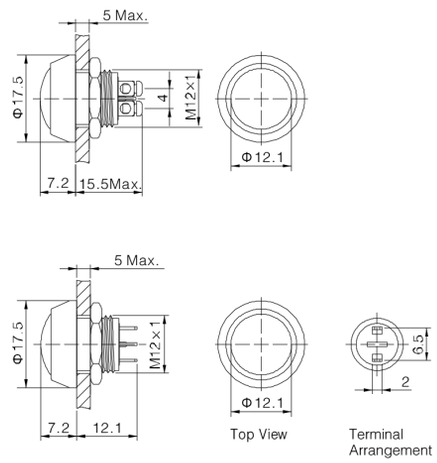

Specification	MMP0120/A
Terminations:	P - Solder Tabs S - Screw Terminal
Switching:	S.P. Push to make
Max Rating:	2A, 36Vdc
Contact Resistance:	≥50MΩ
Insulation Resistance:	≥1000MΩ
Dielectric Strength:	1500V, AC 50Hz, 5 Secs
Operating Temp Range:	*-25°C ~ +55°C
Operations	
Mechanical:	1,000,000 (min)
Electrical:	200,000 (min)
Sealing (Front of Panel Only)	IP65 or IP67
Shock Resistance	IK08
Rear Nut Fixing Torque:	0.3Nm
Materials	
Mouldings:	PBT
Tags/Terminations:	Brass, Gold Plated
Switch Body	/A Black Anodised
Switch Button:	/NB Nickel Plated Brass /RD RED PBT /GN GREEN PBT /BL BLUE PBT /BK BLACK PBT
Contacts:	Silver Alloy
Thread size:	M12x1
RoHS	Compliant

Miniature Domed Illuminated Pushbutton

Stainless Steel and PBT

MMPI0120

MMPI0120

- Raised Domed Profile
- Dot Illumination
- Bright daylight LEDs
- 12mm Diameter
- 2A, 36Vac
- IP65 (Front of Panel Only)

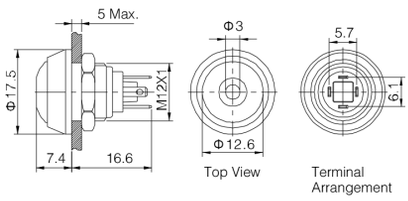

Specification	MMPI0120				
Terminations:	P - Solder Tabs				
Switching:	S.P. Push to make				
Max Rating:	2A, 36Vdc				
LED Ratings					
Part No.	SS-RD	SS-GN	NN-RD	ABK-RD	AG-RD
Colours	Red	Green	Red	Red	Red
Luminous Intensity					
Forward Voltage	1.8V	2.8V	1.8V	1.8V	1.8V
Forward Current					
Moulding Current	15mA	15mA	15mA	15mA	15mA
Illumination Voltage	/no suffix - No resistor fitted. An Appropriate resistor must be series connected by the user. Voltages as above				
	/12				
Contact Resistance:	≥50MΩ				
Insulation Resistance:	≥1000MΩ				
Dielectric Strength:	1500V, AC 50Hz, 5 Secs				
Operating Temp. Range:	*-25°C ~ +55°C				
Operations					
Mechanical:	1,000,000 (min)				
Electrical:	200,000 (min)				
Sealing (Front of Panel Only)	IP65				
Shock Resistance	IK08				
Rear Nut Fixing Torque:	0.3Nm				
Materials					
Mouldings:	PBT				
Tags/Terminations:	Brass, Gold Plated				
Switch Body & Button:	Stainless Steel	Stainless Steel	Nickel Plated Brass	Black Anodized Body, Black PBT Button	Black Anodized Body, Green PBT Button
Contacts:	Silver Alloy				
Thread size:	M12x1				
RoHS	Compliant				

Part No System

12mm Miniature Vandal Resistant Stainless Steel Switch

MAV0120 / X / X / X / X / X

Series	Button	Switching Type	Type of Illumination	Illumination Colour	Lamp Voltage
MAV0120	1 = Flush 3 = Prominent	D = Momentary	Blank = None 1 = Dot 2 = Ring	Blank = None RD = RED GN = GREEN BL = BLUE AM = AMBER/YELLOW OR = ORANGE	Blank = None 012 = 12V 024 = 24V

Examples:

MAV0120/3D = 12mm Prominent Actuator, Momentary, Non Illuminated
MAV0120/3D1BL024 = 12mm Prominent Actuator, Momentary, Blue Dot Illuminated, 24V
MAV0120/3D2GN012 = 12mm Prominent Actuator, Momentary, Green Ring Illuminated, 12V

12mm Miniature Metal/Plastic Domed Pushbutton Switch

MMPXXX / X / X / X / X / X / X

Series	Body Material	Button Material & Colour	Sealing	Illumination Colour	Lamp Voltage	Termination
MMP0120 = Non Illuminated MMPI0120 = Illuminated	S = Stainless Steel N = Nickel Plated Brass A = Black Anodized	SS = Stainless Steel NB = Nickel Plated Brass RD = RED PBT GN = GREEN PBT BL = BLUE PBT BK = BLACK PBT	Blank = IP65 67 = IP67 IP67 (non-illuminated only)	Blank = None RD = RED GN = GREEN BL = BLUE AM = AMBER/YELLOW OR = ORANGE	Blank = None 012 = 12V 024 = 24V Other voltages require external resistor	S = Screw Terminals P= Solder Terminals (2.0mm x 0.5mm)

Examples:

MMP0120/SSSS = 12mm, Non Illuminated, All Stainless Steel, IP65, Screw Terminals
MMP0120/ARD67/S = 12mm, Non Illuminated, Black anodized body, Red PBT button, IP67, screw terminals
MMPI0120/NNBRD012P = 12mm, Illuminated , All Nickel Plated Brass with 12V Red Dot illumination, IP65, Plug Terminals