













Coordinate switch, 22 mm, round, plastic, black, 2 switch positions, horizontal, momentary contact type, with mechanical interlocking in O position, with holder, 1 NO, 1 NO, screw terminal

product brand name	SIRIUS ACT
product designation	Coordinate switches
design of the product	Complete unit
product type designation	3SU1
product line	Plastic, black, 22 mm
manufacturer's article number	
• of supplied contact module at position 1	<a href="#">3SU1400-1AA10-1BA0</a>
• of supplied contact module at position 3	<a href="#">3SU1400-1AA10-1BA0</a>
• of the supplied holder	<a href="#">3SU1550-0BA10-0AA0</a>
• of the supplied actuator	<a href="#">3SU1000-7BC10-0AA0</a>
<b>Enclosure</b>	
shape of the enclosure front	round
<b>Actuator</b>	
design of the actuating element	with mechanical interlocking
principle of operation of the actuating element	momentary contact type
direction of actuation	horizontal
product extension optional light source	No
color of the actuating element	black
material of the actuating element	plastic
shape of the actuating element	Extended handle
outer diameter of the actuating element	30.5 mm
number of contact modules	2
type of unlocking device	push-to-unlatch mechanism
number of switching positions	2
Maximum deflection angle [°]	30°
<b>Front ring</b>	
product component front ring	Yes
design of the front ring	high
material of the front ring	plastic
color of the front ring	black
<b>Holder</b>	
material of the holder	Plastic
<b>General technical data</b>	
product function positive opening	No
insulation voltage rated value	500 V
degree of pollution	3
type of voltage of the operating voltage	AC/DC
surge voltage resistance rated value	6 kV
protection class IP	IP65, IP67
• of the terminal	IP20

<b>shock resistance</b>	
• according to IEC 60068-2-27	sinusoidal half-wave 15g / 11 ms
<b>vibration resistance</b>	
• according to IEC 60068-2-6	10 ... 500 Hz: 5g
<b>operating frequency maximum</b>	2 400 1/h
<b>mechanical service life (operating cycles)</b>	
• as operating period per direction of actuation typical	500 000
electrical endurance (operating cycles) typical	10 000 000
<b>electrical endurance (operating cycles) with contactors 3RT1015 to 3RT1026 typical</b>	10 000 000
<b>thermal current</b>	10 A
<b>reference code according to IEC 81346-2</b>	S
<b>continuous current of the C characteristic MCB</b>	10 A; for a short-circuit current smaller than 400 A
<b>continuous current of the quick DIAZED fuse link</b>	10 A
<b>continuous current of the DIAZED fuse link gG</b>	10 A
<b>Substance Prohibitance (Date)</b>	10/01/2014
<b>operating voltage</b>	
• at AC	
— at 50 Hz rated value	5 ... 500 V
— at 60 Hz rated value	5 ... 500 V
• at DC rated value	5 ... 500 V
<b>Power Electronics</b>	
<b>contact reliability</b>	One maloperation per 100 million (17 V, 5 mA), one maloperation per 10 million (5 V, 1 mA)
<b>Auxiliary circuit</b>	
<b>design of the contact of auxiliary contacts</b>	Silver alloy
<b>number of NC contacts for auxiliary contacts</b>	0
<b>number of NO contacts for auxiliary contacts</b>	2
<b>Connections/ Terminals</b>	
type of electrical connection of modules and accessories	Screw-type terminal
<b>type of connectable conductor cross-sections</b>	
• solid with core end processing	2x (0.5 ... 0.75 mm <sup>2</sup> )
• solid without core end processing	2x (1.0 ... 1.5 mm <sup>2</sup> )
• finely stranded with core end processing	2x (0.5 ... 1.5 mm <sup>2</sup> )
• finely stranded without core end processing	2x (1.0 ... 1.5 mm <sup>2</sup> )
• for AWG cables	2x (18 ... 14)
<b>tightening torque of the screws in the bracket</b>	1 ... 1.2 N·m
tightening torque for auxiliary contacts with screw-type terminals	0.8 ... 1 N·m
<b>Safety related data</b>	
B10 value with high demand rate according to SN 31920	250 000
<b>proportion of dangerous failures</b>	
• with low demand rate according to SN 31920	20 %
• with high demand rate according to SN 31920	20 %
failure rate [FIT] with low demand rate according to SN 31920	100 FIT
<b>Ambient conditions</b>	
<b>ambient temperature</b>	
• during operation	-25 ... +70 °C
• during storage	-40 ... +80 °C
environmental category during operation according to IEC 60721	3M6, 3S2, 3B2, 3C3, 3K6 (with relative air humidity of 10 ... 95%, no condensation in operation permitted for all devices behind front panel)
<b>Installation/ mounting/ dimensions</b>	
<b>fastening method</b>	front plate mounting
• of modules and accessories	Front plate mounting
<b>height</b>	40 mm
<b>width</b>	40 mm
<b>shape of the installation opening</b>	round
<b>mounting diameter</b>	22.3 mm
<b>positive tolerance of installation diameter</b>	0.4 mm
<b>mounting height</b>	75.6 mm
<b>installation width</b>	30.5 mm
<b>installation depth</b>	53.7 mm

## Certificates/ approvals

General Product Approval			Declaration of Con- formity		
	<a href="#">Confirmation</a>				
Declaration of Con- formity	Test Certificates		Marine / Shipping		
	<a href="#">Special Test Certificate</a>	<a href="#">Type Test Certificates/Test Report</a>			
Marine / Shipping	other	Environment			
	<a href="#">Confirmation</a>	<a href="#">Environmental Confirmations</a>			

## Further information

Siemens has decided to exit the Russian market (see here).

<https://press.siemens.com/global/en/pressrelease/siemens-wind-down-russian-business>

Siemens is working on the renewal of the current EAC certificates.

Please contact your local Siemens office on the status of validity of the EAC certification if you intend to import or offer to supply these products to an EAC relevant market (other than the sanctioned EAEU member states Russia or Belarus).

Information on the packaging

<https://support.industry.siemens.com/cs/ww/en/view/109813875>

Information- and Downloadcenter (Catalogs, Brochures,...)

<https://www.siemens.com/ic10>

Industry Mall (Online ordering system)

<https://mall.industry.siemens.com/mall/en/en/Catalog/product?mlfb=3SU1100-7BC10-1NA0>

Cax online generator

<http://support.automation.siemens.com/WW/CAXorder/default.aspx?lang=en&mlfb=3SU1100-7BC10-1NA0>

Service&Support (Manuals, Certificates, Characteristics, FAQs,...)

<https://support.industry.siemens.com/cs/ww/en/ps/3SU1100-7BC10-1NA0>

Image database (product images, 2D dimension drawings, 3D models, device circuit diagrams, EPLAN macros, ...)

[http://www.automation.siemens.com/bilddb/cax\\_de.aspx?mlfb=3SU1100-7BC10-1NA0&lang=en](http://www.automation.siemens.com/bilddb/cax_de.aspx?mlfb=3SU1100-7BC10-1NA0&lang=en)

