



TR4-SFM01CB

TR4 Direct

NON-CONTACT SAFETY SWITCHES

SICK
Sensor Intelligence.



Ordering information

| Type | Part no. |
|-------------|----------|
| TR4-SFM01CB | 6070817 |

Other models and accessories → www.sick.com/TR4_Direct



Detailed technical data

Features

| | |
|---|----------------------|
| System part | Sensor with actuator |
| Sensor principle | RFID |
| Number of safe outputs | 2 |
| Safe switch on distance S_{ao} | 15 mm |
| Safe switch off distance S_{ar} | 25 mm |
| Active sensor surfaces | 2 |
| Actuation directions | 5 |
| Retaining force | ≤ 10 N |
| Boundary area indication | ✓ |
| Coding | Universally coded |

Safety-related parameters

| | |
|---|--|
| Safety integrity level | SIL 3 (IEC 61508) |
| Category | Category 4 (EN ISO 13849) |
| Performance level | PL e (EN ISO 13849) |
| PFH_D (mean probability of a dangerous failure per hour) | $6.03 \cdot 10^{-10}$ |
| T_M (mission time) | 20 years (EN ISO 13849) |
| Type | Type 4 (EN ISO 14119) |
| Actuator coding level | Low coding level (EN ISO 14119) |
| Classification in compliance with IEC/EN 60947-5-3 | PDF-M |
| Safe state in the event of a fault | At least one safety-related semiconductor output (OSSD) is in the OFF state. |

Functions

| | |
|--------------------------------|--|
| Safe series connections | With Flexi Loop (with diagnostics) With T-connector (without diagnostics) |
|--------------------------------|--|

Interfaces

| | |
|------------------------|----------------------------|
| Connection type | Cable with plug M12, 8-pin |
|------------------------|----------------------------|

¹⁾ Detection time for external faults (e.g., short-circuit or cross-circuit of output signal switching devices). Follow the detailed information in the operating instructions.

| | |
|---------------------------------------|------------------------|
| Length of cable | 0.2 m |
| Long connecting cable | ≤ 200 m |
| Cable diameter | 6.5 mm |
| Conductor cross section | 0.25 mm ² |
| Bend radius (with fixed installation) | > 7 x cable diameter |
| Bend radius (with moving cable) | > 14 x cable diameter |
| Cable material | PVC |
| Conductor material | Copper |
| Coupling nut material | Nickel-plated brass |
| IO-Link Safety | |
| OFDT | ≤ 100 ms ¹⁾ |
| Display elements | |
| Status display | ✓ |

¹⁾ Detection time for external faults (e.g., short-circuit or cross-circuit of output signal switching devices). Follow the detailed information in the operating instructions.

Electronics

| | |
|--|---|
| Protection class | III (EN 50178) |
| Classification according to cULus | Class 2 |
| Supply voltage V_s | 24 V DC (20.4 V DC ... 26.4 V DC) |
| Power consumption | ≤ 50 mA |
| Type of output | Self-monitoring semiconductor outputs (OSSDs) |
| Output current | ≤ 200 mA |
| Response time | 45 ms ¹⁾ |
| Release time | 360 ms ²⁾ |
| Risk time | ≤ 100 ms ³⁾ |
| Switch-on time | 2 s ⁴⁾ |
| Electrical life | 10 x 10 ⁶ switching cycles |

¹⁾ In a safe series connection, each downstream safety switch increases the system response time. More response times can be found in the operating instructions.

²⁾ Response time on approach to the enable zone.

³⁾ Detection time for external faults (e.g., short-circuit or cross-circuit of output signal switching devices). Follow the detailed information in the operating instructions.

⁴⁾ After application of the supply voltage to the safety switch.

Mechanics

| | |
|-------------------------------|-----------------------|
| Design | Rectangular |
| Dimensions (W x H x D) | 25 mm x 88 mm x 20 mm |
| Weight | 112 g |
| Housing material | Valox® DR48 |

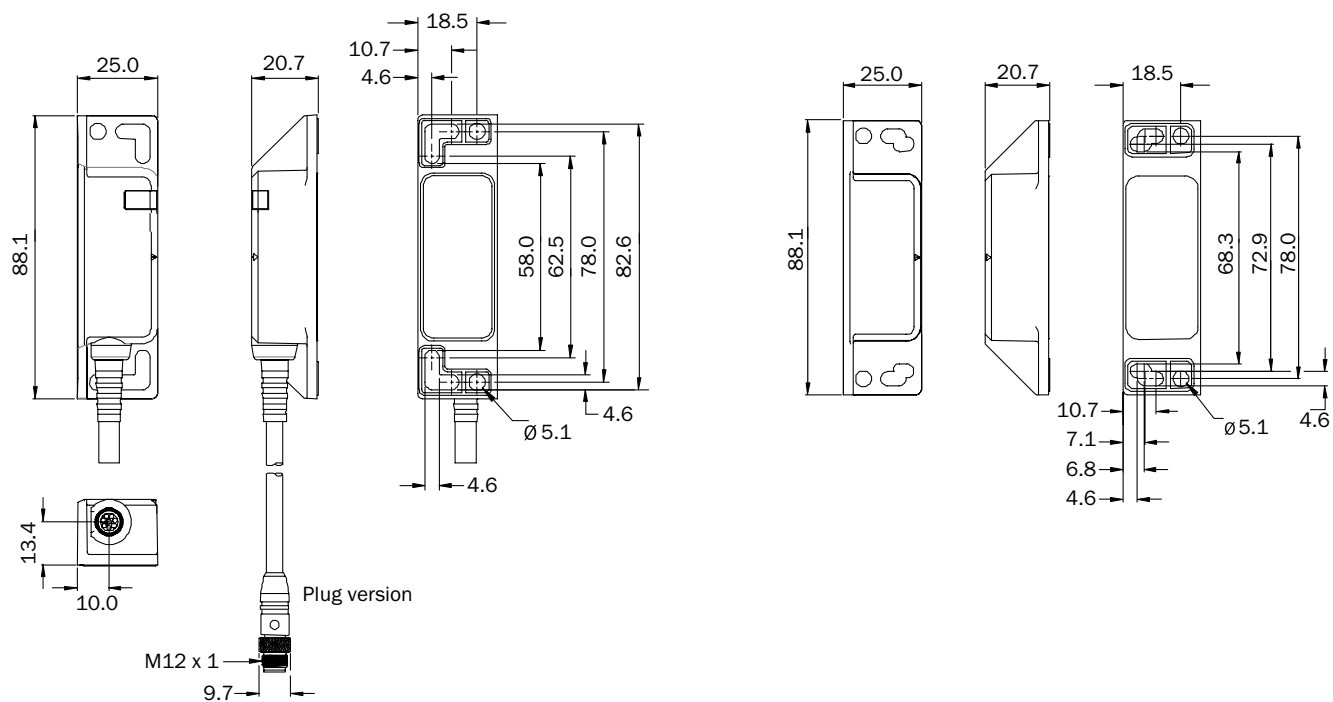
Ambient data

| | |
|--------------------------------------|---|
| Enclosure rating | IP67 (IEC 60529) IP69K (ISO 20653) |
| Ambient operating temperature | -25 °C ... +70 °C |
| Vibration resistance | 10 Hz ... 55 Hz, 3.5 mm (IEC 60068-2-6) |
| Shock resistance | 30 g, 11 ms (EN 60068-2-27) |

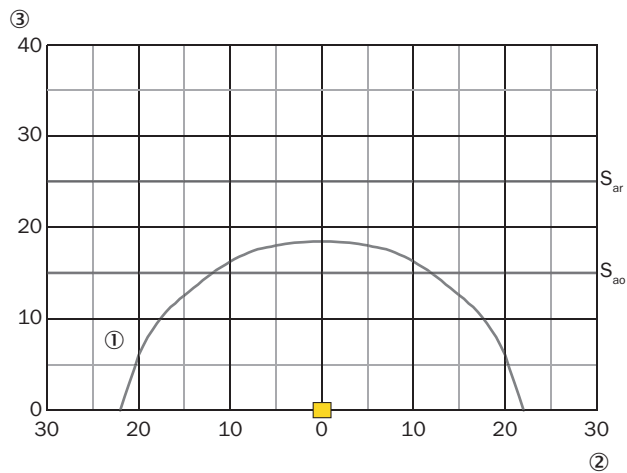
Classifications

| | |
|-----------------------|----------|
| ECLASS 5.0 | 27272403 |
| ECLASS 5.1.4 | 27272403 |
| ECLASS 6.0 | 27272403 |
| ECLASS 6.2 | 27272403 |
| ECLASS 7.0 | 27272403 |
| ECLASS 8.0 | 27272403 |
| ECLASS 8.1 | 27272403 |
| ECLASS 9.0 | 27272403 |
| ECLASS 10.0 | 27272403 |
| ECLASS 11.0 | 27272403 |
| ECLASS 12.0 | 27274601 |
| ETIM 5.0 | EC001829 |
| ETIM 6.0 | EC001829 |
| ETIM 7.0 | EC001829 |
| ETIM 8.0 | EC001829 |
| UNSPSC 16.0901 | 39122205 |

Dimensional drawing (Dimensions in mm (inch))

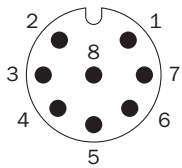


Response range



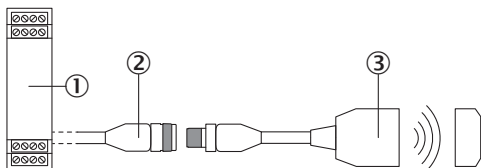
- ① Sensing range
- ② Side deviation in mm
- ③ Distance to sensor surface

Pinouts



| | |
|---|-------------------------|
| 1 | Aux output (not safe) |
| 2 | Voltage supply 24 V DC |
| 3 | Not connected |
| 4 | Enable input for OSSD 2 |
| 5 | OSSD 1 |
| 6 | OSSD 2 |
| 7 | Voltage supply 0 V DC |
| 8 | Enable input for OSSD 1 |

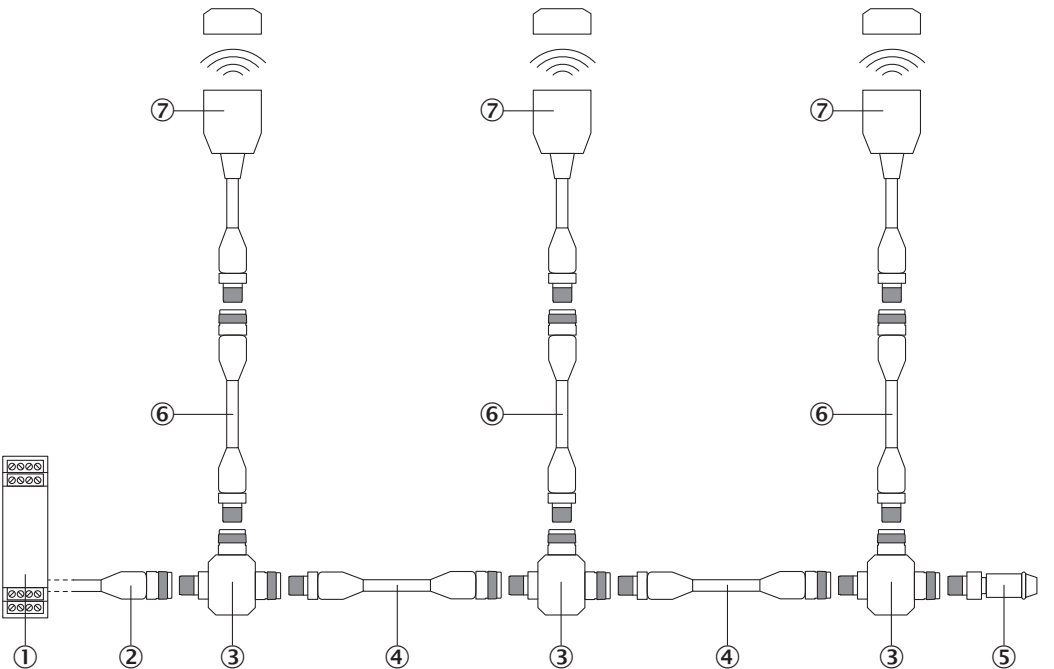
Connection single sensor



- ① Safe evaluation unit
- ② Connecting cable with M12 female connector, 8-pin and flying leads (e.g. YF2A18-xxxUA5LEAX)
- ③ TR4 Direct RFID safety switch (e.g., TR4-Sxx01C)

Series connection

Series connection with T-piece (without diagnostics)




- ① Safe evaluation unit
- ② Connecting cable with M12 female connector, 4-pin and flying leads (e.g. YF2A14-xxxVB3XLEAX)
- ③ STR1-XXA T-connector
- ④ Connection cable with 4-pin, M12 male connector and 4-pin, M12 female connector (e.g., YF2A14-xxxVB3M2A14)
- ⑤ MLP1-XXT end connector
- ⑥ Connection cable with 8-pin, M12 male connector and 8-pin, M12 female connector (e.g., YF2A18-xxxUA5M2A18)
- ⑦ TR4 Direct RFID safety switch (e.g., TR4-Sxx01C)

Recommended accessories

Other models and accessories → www.sick.com/TR4_Direct

| | Brief description | Type | Part no. |
|--------|---|--------------------|----------|
| Others | | | |
| | <ul style="list-style-type: none">• Connection type head A: Female connector, M12, 8-pin, straight, A-coded• Connection type head B: Flying leads• Signal type: Sensor/actuator cable• Cable: 2 m, 8-wire, PUR, halogen-free• Description: Sensor/actuator cable, unshielded• Application: Uncontaminated zones, Zones with oils and lubricants, Robot, Drag chain operation | YF2A18-020UA5XLEAX | 2095652 |
| | <ul style="list-style-type: none">• Connection type head A: Female connector, M12, 8-pin, straight, A-coded• Connection type head B: Flying leads• Signal type: Sensor/actuator cable• Cable: 5 m, 8-wire, PUR, halogen-free• Description: Sensor/actuator cable, unshielded• Application: Uncontaminated zones, Zones with oils and lubricants, Robot, Drag chain operation | YF2A18-050UA5XLEAX | 2095653 |

| | Brief description | Type | Part no. |
|---|---|--------------------|----------|
|  | <ul style="list-style-type: none"> • Connection type head A: Female connector, M12, 8-pin, straight, A-coded • Connection type head B: Flying leads • Signal type: Sensor/actuator cable • Cable: 10 m, 8-wire, PUR, halogen-free • Description: Sensor/actuator cable, unshielded • Application: Uncontaminated zones, Zones with oils and lubricants, Robot, Drag chain operation | YF2A18-100UA5XLEAX | 2095654 |

SICK AT A GLANCE

SICK is one of the leading manufacturers of intelligent sensors and sensor solutions for industrial applications. A unique range of products and services creates the perfect basis for controlling processes securely and efficiently, protecting individuals from accidents and preventing damage to the environment.

We have extensive experience in a wide range of industries and understand their processes and requirements. With intelligent sensors, we can deliver exactly what our customers need. In application centers in Europe, Asia and North America, system solutions are tested and optimized in accordance with customer specifications. All this makes us a reliable supplier and development partner.

Comprehensive services complete our offering: SICK LifeTime Services provide support throughout the machine life cycle and ensure safety and productivity.

For us, that is “Sensor Intelligence.”

WORLDWIDE PRESENCE:

Contacts and other locations –www.sick.com