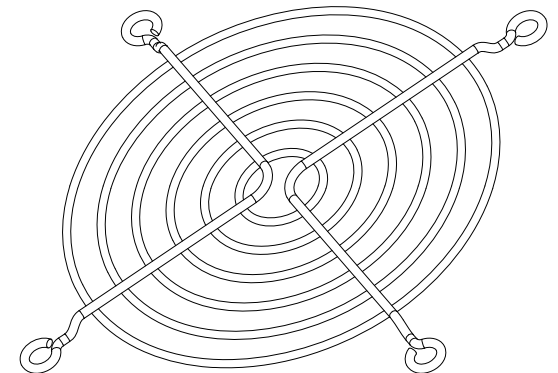
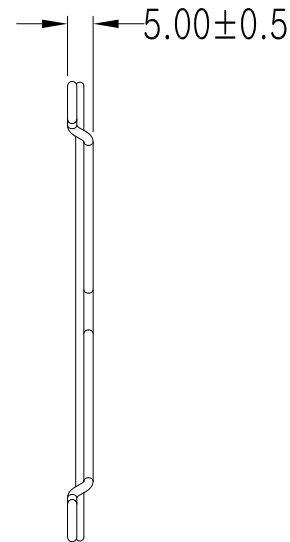
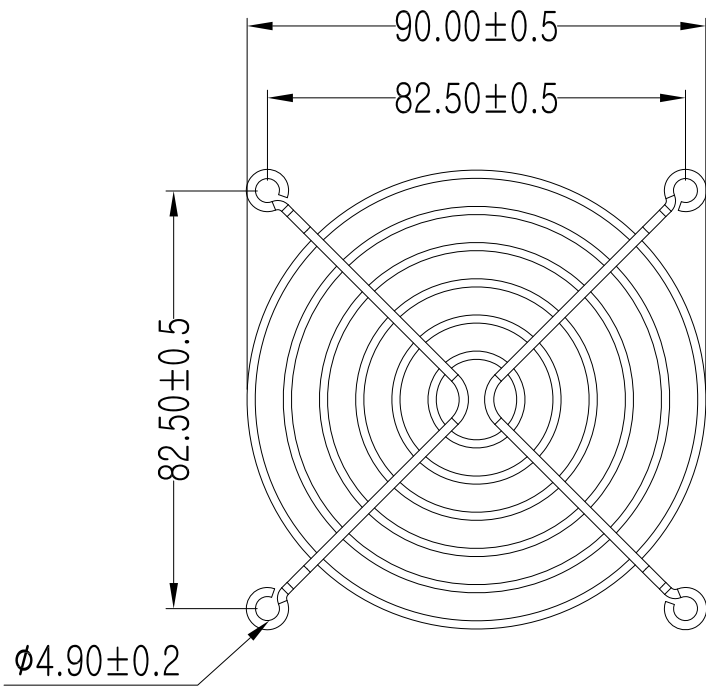


| REVISED RECORD | | | | |
|----------------|---------|--------|------------|-------------|
| REV NO. | CONTENT | CHG BY | DATE | APPROVED BY |
| A0. | | Gavin | 2014/01/18 | |



Fits for Fan Size:

92*92*25mm 92*92*32mm 92*92*38mm

Specifications:

*Materials: Bright basic wire.

*Finish: bright nickel chrome plating.

*(1) Rings are $\phi 1.6 \pm 0.1$

*(2) Ribs are $\phi 1.8 \pm 0.1$

*Weld joints to withstand 88 lbs pull force.

*Part meets $\phi 6.35$ mm plug gauge test.

| | | | | | | | | | |
|---|------------|---------------------------------------|--|--|------------|-----------------|-------|------------------------------------|--------|
| *Product dimension Gen. Tol. : $\pm 0.05^*$ | | | | Control Dimensions | | x.xxx | | For QC Check | |
| DWG REV | | UNLESS OTHERWISE SPECIFIED TOLERANCES | | <div>COOLTRON INDUSTRIAL SUPPLY, INC.</div> <div>COOLTRON[®]</div> | | | | | |
| | | DATE | <div>X.XXX/FL ± 0.127</div> <div>X.XX ± 0.254</div> <div>X.X* ± 0.5</div> | | | | | | |
| | 2014/01/18 | DRAWN | Gavin | DATE | 2014/01/18 | TITLE: | | FGW-090A-1 | |
| A0 | | CHECKED | | DATE | | Drawing Number: | | | |
| A1 | | APPROVED | | DATE | | Process: | SCALE | 1:1 | SHT OF |
| A2 | | THIRD ANGLE | | PROJECT | | | | A total of one page The first page | |