

Outdoor Cooler Series Thermoelectric Cooler Assembly

Note: This product is not recommended for new designs.

Please use the recommended replacement:

MFG Part Number: 387010627

Description: AAX-260-48-55

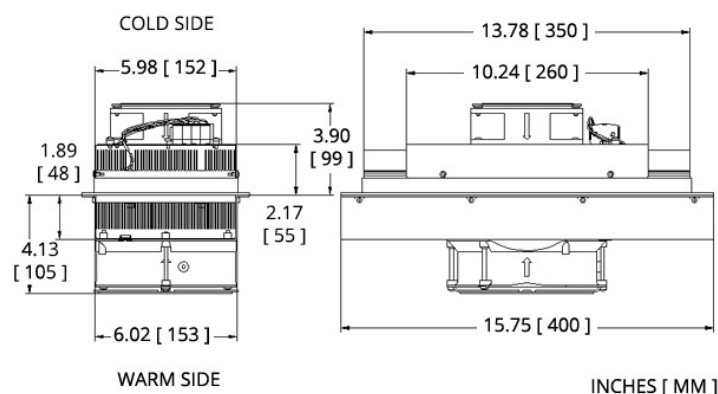
The AA-250-48-44 is an Air-to-Air thermoelectric cooler assembly that uses impingement flow to transfer heat. It offers dependable compact performance by cooling objects via convection. Heat is absorbed and dissipated through high density heat exchangers equipped with air ducted shrouds and brand name fans. The heat pumping action occurs from custom designed thermoelectric modules that achieve a high coefficient of performance (COP) to minimize power consumption. This model has been designed to pass rigorous Telcordia test requirements conducted by our customers such as earthquake resistance, salt, fog, wind-driven rain, high temperature exposure, and dust contaminants. This is due to the selection of world class components such as brand fans with the highest degree of environmental protection and lifetime guaranteed waterproof connectors heavy duty anodization on the high-density heat sinks overheat protection and double environmental seals for the thermoelectric modules.

Features

- Wide operating temperature range from -40°C to +55°C
- Meets Telcordia requirements
- Environmentally friendly solid-state operation
- No compressor or CFC refrigerants
- Optional bi-polar thermostatic control

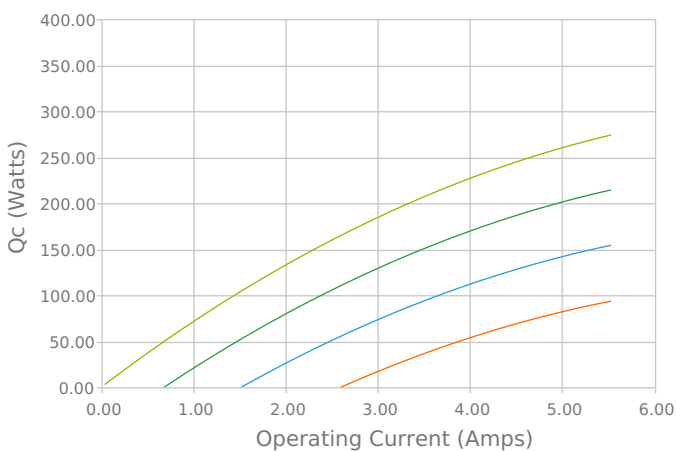
Applications

- Enclosure Cooling
- Cooling for Mobile Base Stations and Cell Towers
- Thermoelectric Cooling for Outdoor Kiosks
- Thermal Management Solutions for Beverage Cooling
- Energy Storage Systems

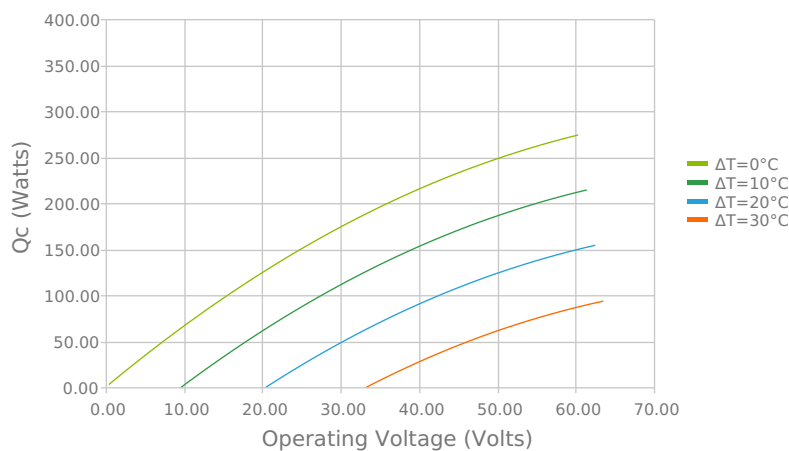


ELECTRICAL AND THERMAL PERFORMANCE

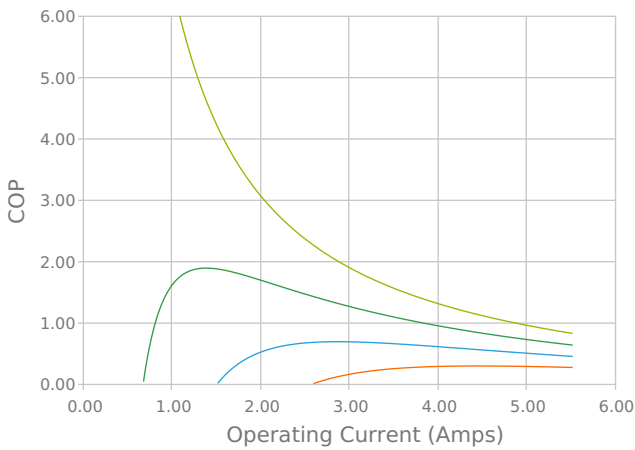
Heat Pumped at Cold Side (Q_c)
Tambient = 35°C



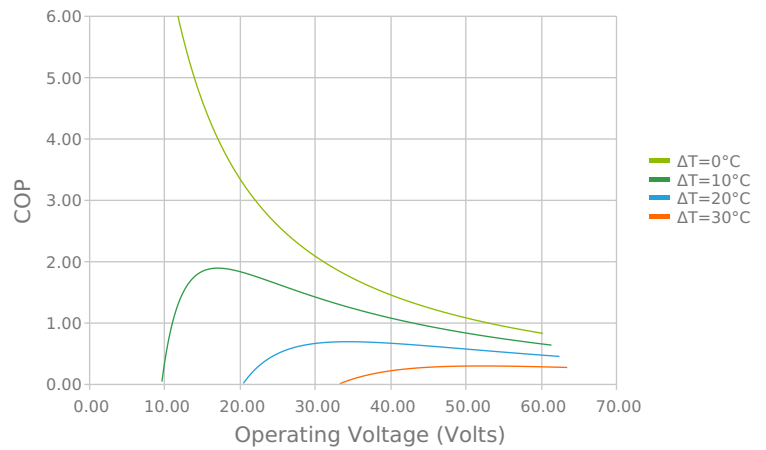
Heat Pumped at Cold Side (Q_c)
Tambient = 35°C



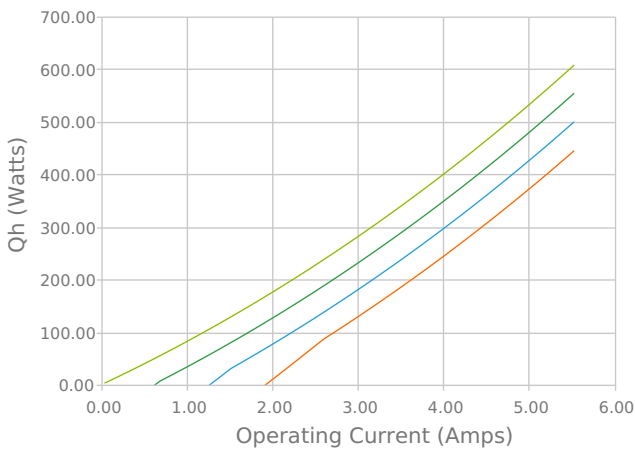
Coefficient of Performance (COP = Q_c/P_{in})
T_{ambient} = 35°C



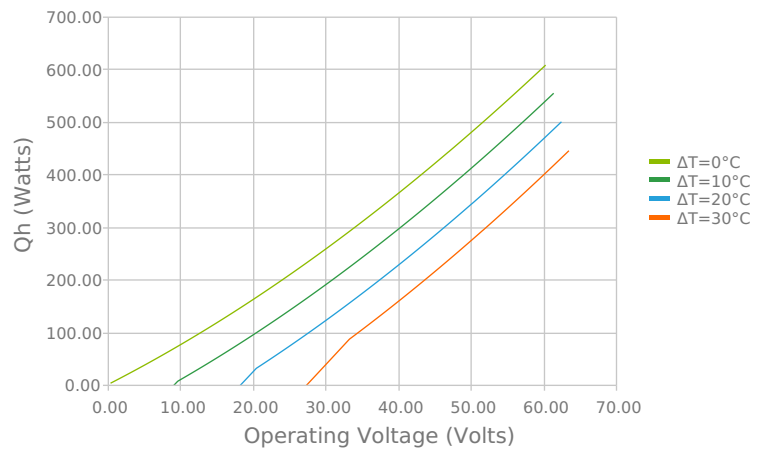
Coefficient of Performance (COP = Q_c/P_{in})
T_{ambient} = 35°C



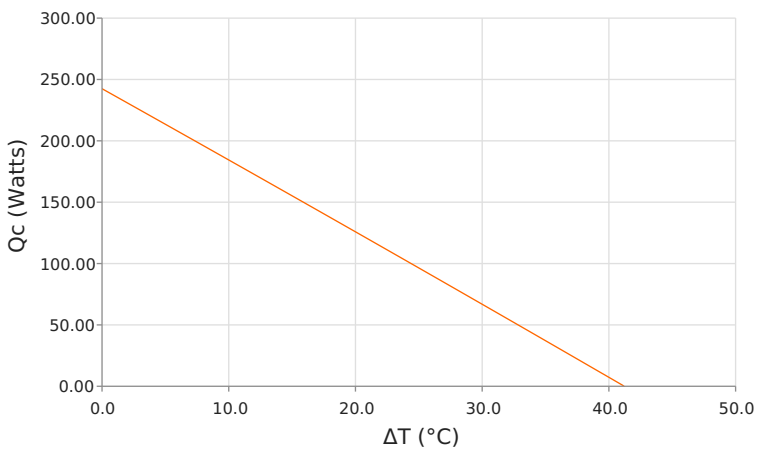
Total Heat Dissipated at Hot Side ($Q_h = Q_c + P_{in}$)
T_{ambient} = 35°C



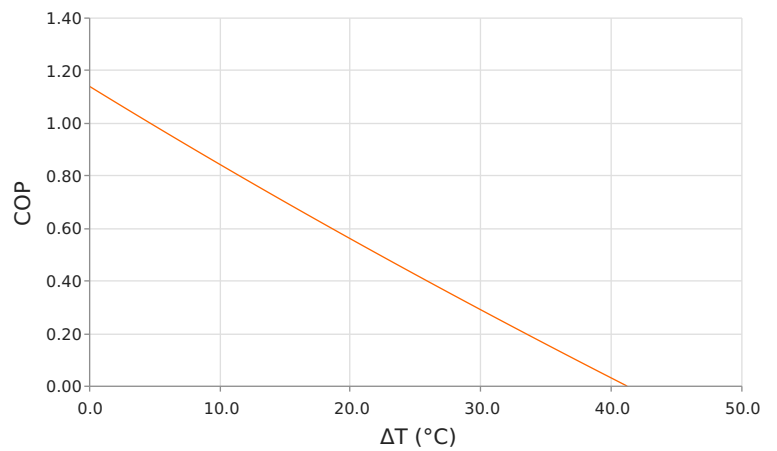
Total Heat Dissipated at Hot Side ($Q_h = Q_c + P_{in}$)
T_{ambient} = 35°C



Heat Pumped at Cold Side (Q_c)
V_{operating} = 48 Volts | I_{operating} = 4.43 Amps



Coefficient of Performance (COP = Q_c/P_{in})
V_{operating} = 48 Volts | I_{operating} = 4.43 Amps



SPECIFICATIONS

Heat Transfer Mechanism, Cold Side

Heat Transfer Mechanism, Hot Side

Temperature Range (External Ambient)¹

Temperature Range (Internal Enclosure)

Supply Voltage

Current Draw

Power Supply

Performance Tolerance

Hi-Pot Testing

Fan MTBF

Heating²

Over-Temp Thermostat (Hot and Cold Side Heat Sink)

Sound Level (1 m distance)

Degree of Protection (Unit Internal Side)

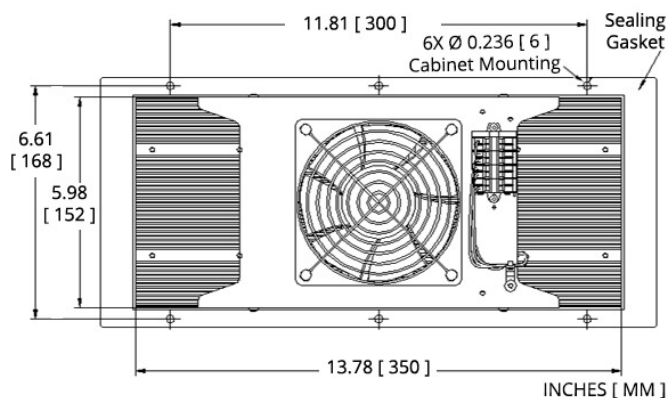
Degree of Protection (Unit External Side)³

Weight

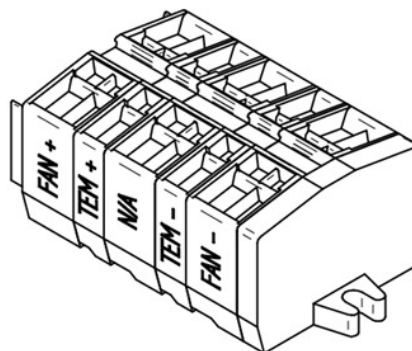
Panel Mounting

Air - Forced Convection
Air - Forced Convection
-40°C to 55°C
-20°C to 55°C
48.0 VDC nominal / 60.0 VDC maximum
6.1 A running / 7.8 A startup
290.4 Watts
10%
707 VDC
70000 hours
250 W
75°C ± 6°C (accessory)
63 dBA
IP54
IP54
6.30 kg
Through (From External Side)

MOUNTING HOLE LOCATION



WIRING SCHEMATIC



ELECTRICAL CONNECTIONS:

FAN + : Fan + DC Voltage

TEM + : TEM + DC Voltage

N/A : DO NOT USE.
For internal use only!

TEM - : TEM - DC Voltage

FAN - : Fan - DC Voltage

Warning: Do not reverse current
or use PWM-regulation on fan
supply.

NOTES

¹Controller function shall not operate the external fan during heating mode.

²Heating capacity is rated at external temperature of -40°C, nominal voltage, and dT = -45°C.

³The highest environmental protection level NEMA 4 (IP55) requires an external shroud and is defined as the protection level for the enclosure.

Any information furnished by Laird and its agents, whether in specifications, data sheets, product catalogues or otherwise, is believed to be (but is not warranted as being) accurate and reliable, is provided for information only and does not form part of any contract with Laird. All specifications are subject to change without notice. Laird assumes no responsibility and disclaims all liability for losses or damages resulting from use of or reliance on this information. All Laird products are sold subject to the Laird Terms and Conditions of sale (including Laird's limited warranty) in effect from time to time, a copy of which will be furnished upon request.

© Copyright 2019-2024 Laird Thermal Systems, Inc. All rights reserved. Laird™, the Laird Ring Logo, and Laird Thermal Systems™ are trademarks or registered trademarks of Laird Limited or its subsidiaries.

Revision: 00 Date: 06-01-2022

Print Date: 05-22-2024