

TG-A20KF

High Performance Thermal Pad

REACH Compliant

RoHS Compliant

UL Compliant

Features

- Great thermal conductivity
- Difficult to be deformed
- Easy to assemble
- One side inherent tack


Application:

Best for low and medium power applications

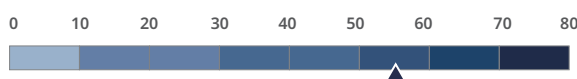
Electronic Components - 5G, Aerospace, AI, AIoT, AR/VR/MR/XR, Automotive, Consumer Devices, Datacom, Electric Vehicle, Electronic Products, Energy Storage, Industrial, Lighting Equipment, Medical, Military, Netcom, Panel, Power Electronics, Robot, Servers, Smart Home, Telecom, etc.

Properties

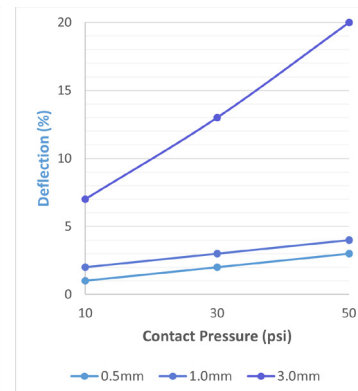
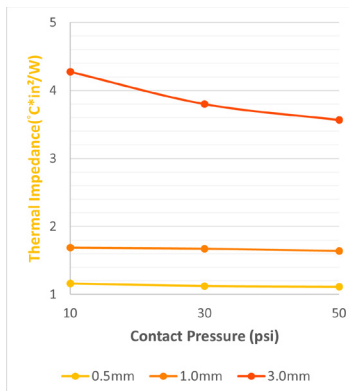
Thermal Conductivity : 1.8 W/m·K



Hardness : 55 (Shore OO)



Contact Pressure, Thermal Impedance, and Deflection



| Properties | Unit | TG-A20KF | Tolerance | Test Method |
|------------------------------|-------------------|---------------------|-----------|----------------------|
| Thermal Conductivity | W/m·K | 1.8 | ±10% | ASTM D5470 Modified |
| Thickness | mm | 0.5~10.0 | - | ASTM D374 |
| | inch | 0.0197~0.394 | - | ASTM D374 |
| Color | - | Dark Gray | - | Colorimeter CIE 1976 |
| Reinforcement Carrier | - | Fiberglass Mesh | - | - |
| Flame Rating | - | V-0 | - | UL 94 |
| Dielectric Breakdown Voltage | KV/mm | ≥13 | - | ASTM D149 |
| Weight Loss | % | <1 | - | ASTM E595 Modified |
| Density | g/cm ³ | 2.1 | ±5% | ASTM D792 |
| Operating Temperature | °C | -40~+180 | - | - |
| Volume Resistivity | Ohm-m | 3×10 ¹² | - | ASTM D257 |
| Elongation | % | 160 (Silicone Side) | - | ASTM D412 |
| Standard Format | - | Sheet | - | - |
| Hardness | Shore OO | 55 (Silicone Side) | ±8 | ASTM D2240 |

※For thicknesses less than 1.0mm, hardness will be adjusted to 50-75 Shore OO to facilitate effective removal of liner during production

※Different tolerances according to the selected thickness

※Die-cut for different shapes

T-Global Technology (Europe & North America) Ltd.

Units 1-2 Cosford Business Park, Central Park, Lutterworth, Leicestershire, LE17 4QU, United Kingdom

T +44 (0)1455 553 510 E sales@tglobaltechnology.com W www.tglobaltechnology.com

Version19
20240306



NOTICE: The information contained herein is to the best of our knowledge true and accurate. Values stated in this technical data sheet represent typical values as not all tests are run on each lot of material produced. All specifications are subject to change without notice. The protective film and release paper does not affect the function of the product. If there is no special requirement, the default depends on T-Global. Since the varied conditions of potential use are beyond our control, all recommendations or suggestions are presented without guarantee or responsibility on our part and users should make their own test to determine the suitability of our products in any specific situation. This product is sold without warranty either expressed or implied, of fitness for a particular purpose or otherwise, except that this product shall be of standard quality, and except to the extent otherwise stated in T-Global Technology's invoice, quotation, or order acknowledgment.

We disclaim any and all liabilities incurred in connection with the use of information contained herein, or otherwise. All risks of such are assumed by the user. Furthermore, nothing contained herein shall be construed as a recommendation to use any process or to manufacture or to use any product in conflict with existing or future patents covering any product or material or its use.