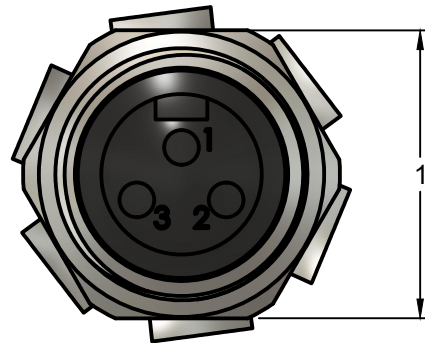
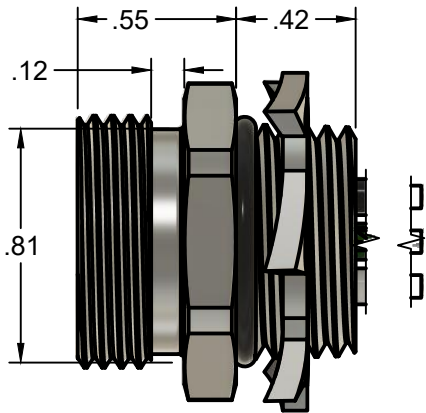
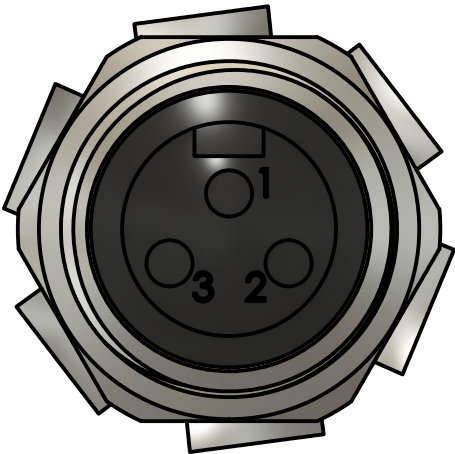
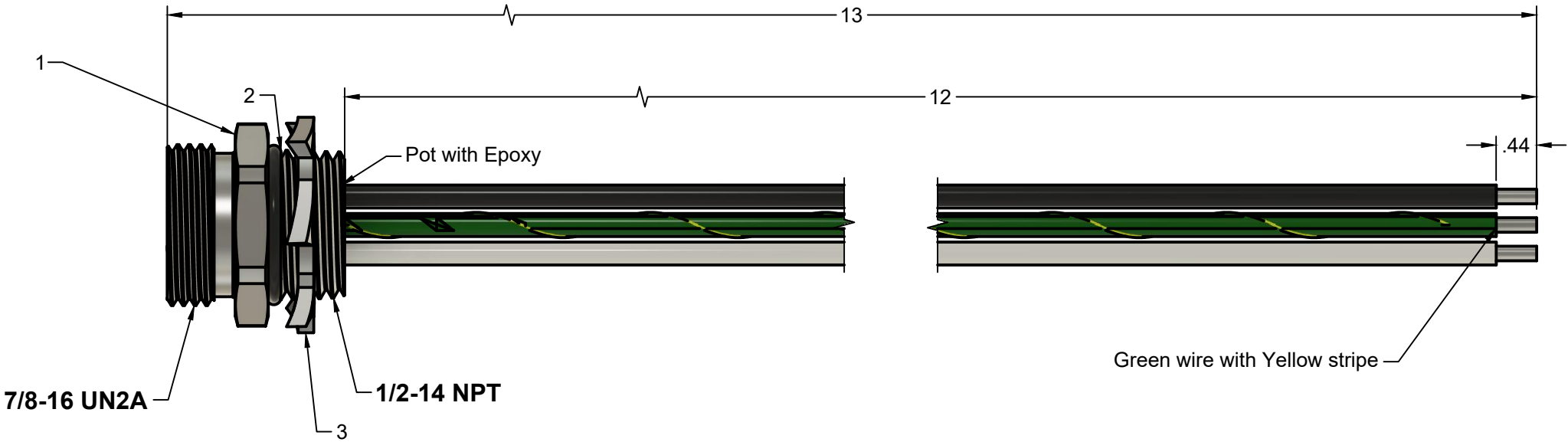



Bill of Materials				
Designation	Part Number	MFG	QTY	Description
1		-	1	Bulkhead connector, 7/8in - 16 UN2 thread barrel 3-pin Female
2	1CRW1	Grainger	1	1/2 in Nominal Outside Dia., 0.087 CS, 70 Shore A, Black
3	52AU42	Grainger	1	Locknut, 1/2 in Trade Size, Steel, Zinc Plated, IMC/RMC



Pin Out	
Pin 1	Green/Yellow
Pin 2	Black
Pin 3	White

Specifications				
Parameter	MIN	TYP	MAX	Units
Operating Temperature	-40°	-	105°	°C
Overall Length	12.75	13	13.25	Inches
Ingress Protection rating	IP67			
Thread(s)	7/8-16 UN2A & 1/2-14 UNC			
Strip Length	0.44 Inches			

1.1	REVISED PINOUT, WIRE COLOR, ISOMETRIC VIEW, AND BOM	3/12/2024	BS
1.0	INITIAL DESIGN	11/14/2023	DB
REV	DESCRIPTION	DATE	APPROVED

REVISION HISTORY							
DIMENSIONS & TOLERANCES ARE IN INCHES X ± 0.25 X.X ± 0.15 X.XX ± 0.010 X.XXX ± 0.005			<b>CONFIDENTIALITY:</b> This drawing and the information within is the property of Phoenix Sensors and shall not be shown, published, or disclosed to anyone without the express written consent of Phoenix Sensors LLC.		PROJECT Phoenix Sensors Engineering		
APPROVED J. Lauderback 11/9/2023			COMPANY CONFIDENTIAL		P/N CBL-S1-3-F-12		
CHECKED J. Hall 11/9/2023			<div>LEGAL OWNER</div> <div>PHOENIX SENSORS</div>		DESC.----		
DRAWN D.Butler 11/9/2023					SCALE	SHEET	REV
WEIGHT X.X oz		SIZE B			1.25	1/1	1.1