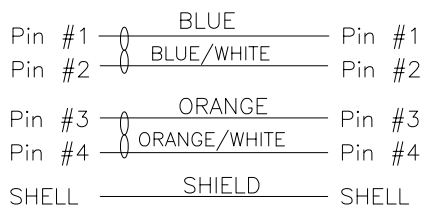


- 1. CONNECTOR 1 : 858-004-203RLS4, MOLDED STRAIGHT HOOD, COLOR BLACK
- 2. CONNECTOR 2 : 858-004-203RLS4, MOLDED STRAIGHT HOOD, COLOR BLACK
- 3. WIRE : 24AWG, 4 TWISTED PAIRS, UL2835, FOIL SHIELD, COLOR BLACK, 30V
- 4. CABLE DIAMETER : 6.50mm±0.19
- 5. PIN OUT :

WIRING SCHEMATIC



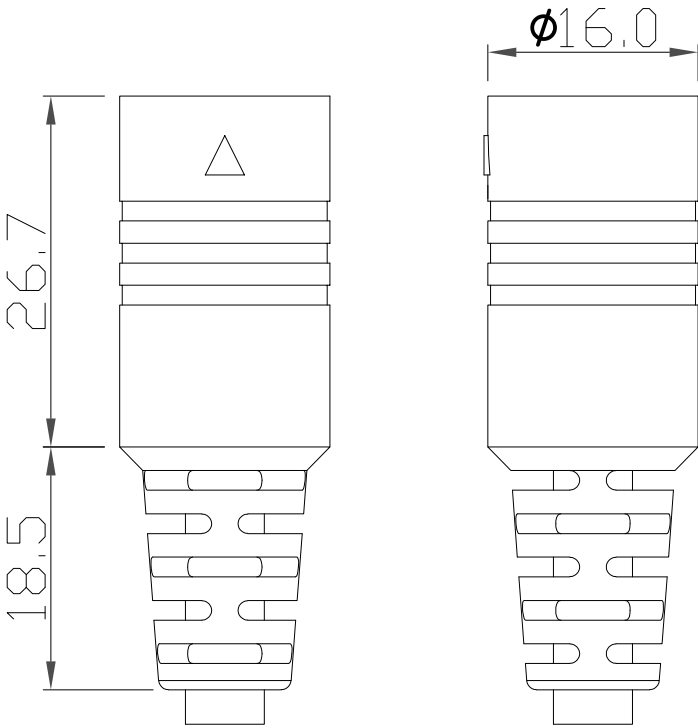
CCA-000-MYYR210

- 01 = 1 METER
- 02 = 2 METERS
- 03 = 3 METERS

**SEE PAGE 3 FOR CABLE SPECIFICATIONS

RoHS COMPLIANT

UNITS = "as indicated" DO NOT SCALE FROM DRAWING



RoHS COMPLIANT



THESE DRAWINGS AND SPECIFICATIONS ARE THE PROPERTY OF NorComp AND SHALL NOT BE REPRODUCED, COPIED OR USED AS THE BASIS FOR THE MANUFACTURE OR SALE OF APPARATUS WITHOUT WRITTEN PERMISSION.

DRAWN:
M. SIGMON

DATE:
04/20/2015

UNITS = mm

DO NOT SCALE FROM DRAWING

NorComp

SCALE:
NTS

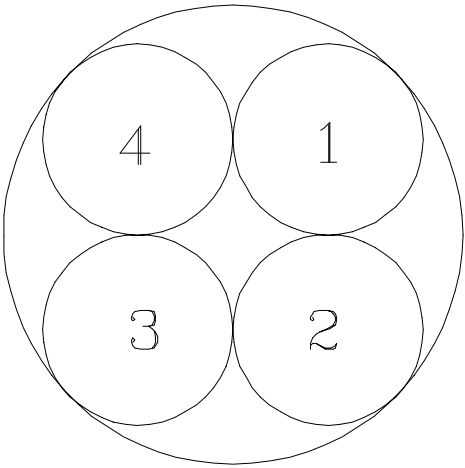
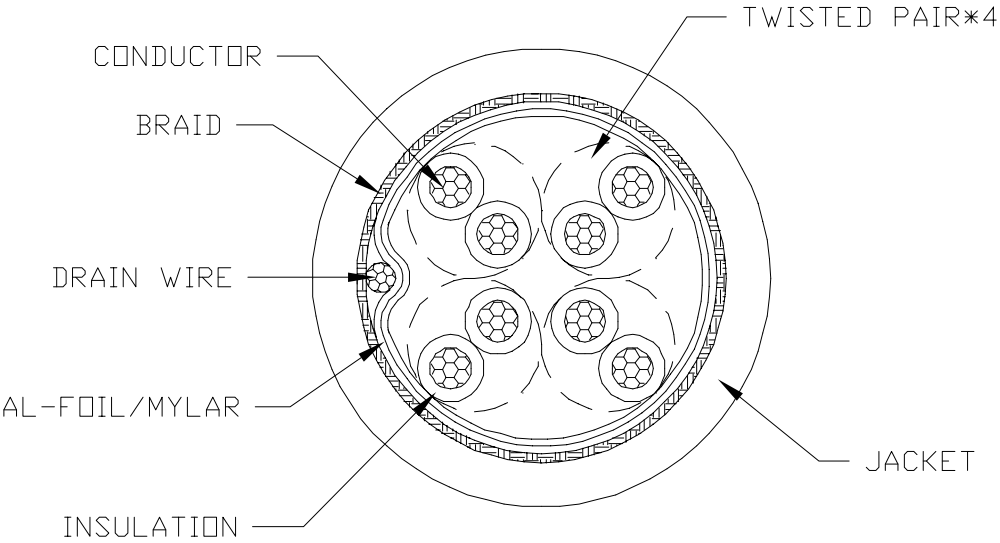
SHEET OF
2 3

REV
4

DWG NO. CCA-000-MYYR210

ELECTRICAL CHARACTERISTICS

VOLTAGE RATING : 30V
TEMPERATURE RATING : 60°C
SPARK TEST : AC-2000V/0.15 sec MIN.
DIELECTRIC STRENGTH : AC-750V/1 sec MIN.
INSULATION RESISTANCE : PE: DC-500V 15000 MOHM/100M MIN. AT 20°C
CONDUCTOR RESISTANCE : 24AWG - 93.2 OHM/KM MAX. AT 20°C



COLOR CODE

- 1. BROWN * BROWN/WHITE
- 2. BLUE * BLUE/WHITE
- 3. ORANGE * ORANGE/WHITE
- 4. GREEN * GREEN/WHITE

RoHS COMPLIANT



THESE DRAWINGS AND SPECIFICATIONS ARE THE PROPERTY OF NorComp AND SHALL NOT BE REPRODUCED, COPIED OR USED AS THE BASIS FOR THE MANUFACTURE OR SALE OF APPARATUS WITHOUT WRITTEN PERMISSION.

DRAWN:
M. SIGMON

DATE:
04/20/2015

DO NOT SCALE FROM DRAWING

NorComp

SCALE:
NTS

SHEET 3 OF 3

REV 4

DWG NO.

CCA-000-MYYR210