

NPN Epitaxial Silicon Transistor

KSD471A

Features

- Audio Frequency Power Amplifier
- Complementary to KSB1151
- Collector Current: $I_C = 1\text{ A}$
- Collector Power Dissipation: $P_C = 800\text{ mW}$
- Suffix “-C” means Center Collector (1. Emitter 2. Collector 3. Base)

ABSOLUTE MAXIMUM RATINGS ($T_A = 25^\circ\text{C}$ unless otherwise noted)

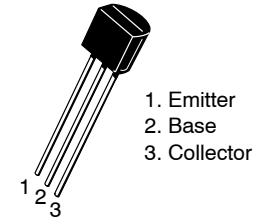
| Symbol | Parameter | Value | Unit |
|-----------|-----------------------------|-------------|------------------|
| V_{CBO} | Collector–Base Voltage | 40 | V |
| V_{CEO} | Collector–Emitter Voltage | 30 | V |
| V_{EBO} | Emitter–Base Voltage | 5 | V |
| I_C | Collector Current | 1 | A |
| P_C | Collector Power Dissipation | 800 | mW |
| T_J | Junction Temperature | 150 | $^\circ\text{C}$ |
| T_{STG} | Storage Temperature | –55 to +150 | $^\circ\text{C}$ |

Stresses exceeding those listed in the Maximum Ratings table may damage the device. If any of these limits are exceeded, device functionality should not be assumed, damage may occur and reliability may be affected.

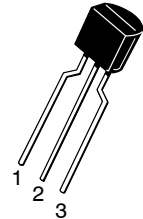
ELECTRICAL CHARACTERISTICS ($T_A = 25^\circ\text{C}$ unless otherwise noted)

| Symbol | Parameter | Test Condition | Min | Typ | Max | Unit |
|---------------|--------------------------------------|--|-----|-----|-----|---------------|
| BV_{CBO} | Collector–Base Breakdown Voltage | $I_C = 100\text{ }\mu\text{A}$, $I_E = 0$ | 40 | – | – | V |
| BV_{CEO} | Collector–Emitter Breakdown Voltage | $I_C = 10\text{ mA}$, $I_B = 0$ | 30 | – | – | V |
| BV_{EBO} | Emitter–Base Breakdown Voltage | $I_E = 100\text{ }\mu\text{A}$, $I_C = 0$ | 5 | – | – | V |
| I_{CBO} | Collector Cut-off Current | $V_{CB} = 30\text{ V}$, $I_E = 0$ | – | – | 0.1 | μA |
| h_{FE} | DC Current Gain | $V_{CE} = 1\text{ V}$, $I_C = 100\text{ mA}$ | 120 | – | 240 | – |
| $V_{CE(sat)}$ | Collector–Emitter Saturation Voltage | $I_C = 1\text{ A}$, $I_B = 0.1\text{ A}$ | – | – | 0.5 | V |
| $V_{BE(sat)}$ | Base–Emitter Saturation Voltage | $I_C = 1\text{ A}$, $I_B = 0.1\text{ A}$ | – | – | 1.2 | V |
| f_T | Current Gain BandWidth Product | $V_{CE} = 6\text{ V}$, $I_C = 10\text{ mA}$ | – | 130 | – | MHz |
| C_{ob} | Output Capacitance | $V_{CB} = 6\text{ V}$, $I_E = 0$, $f = 1\text{ MHz}$ | – | 16 | – | pF |

Product parametric performance is indicated in the Electrical Characteristics for the listed test conditions, unless otherwise noted. Product performance may not be indicated by the Electrical Characteristics if operated under different conditions.

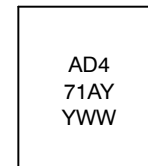


TO-92 3
CASE 135AN



TO-92 3 LF
CASE 135AR

MARKING DIAGRAM



A = Assembly Code
D471AY = Device Code
YWW = Data Code

ORDERING INFORMATION

See detailed ordering and shipping information on page 3 of this data sheet.

NOTE: Some of the devices on this data sheet have been **DISCONTINUED**. Please refer to the table on page 3.

TYPICAL CHARACTERISTICS

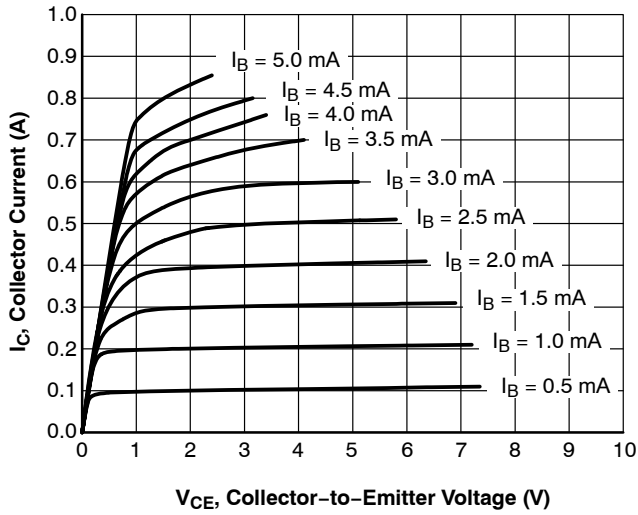


Figure 1. Static Characteristic

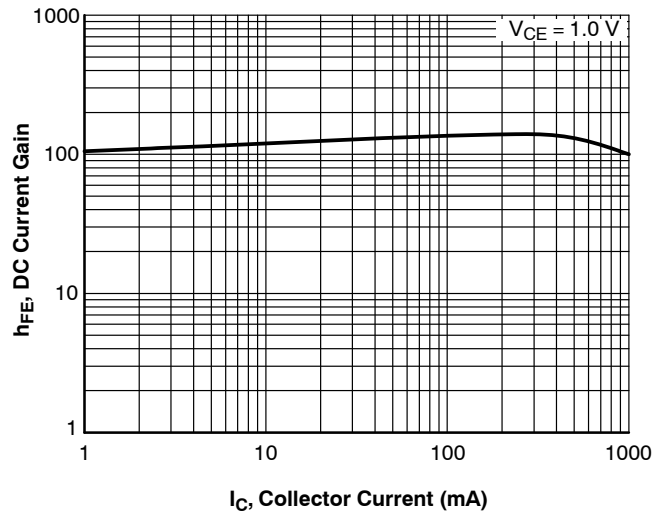


Figure 2. DC Current Gain

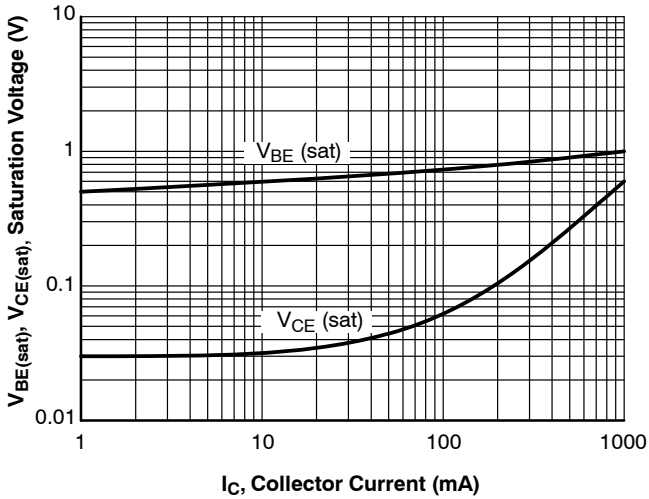
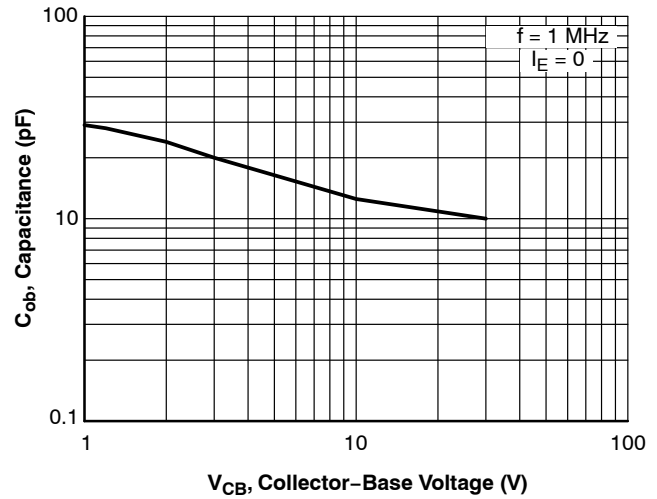
Figure 3. Base-Emitter Saturation Voltage
Collector-Emitter Saturation Voltage

Figure 4. Collector Output Capacitance

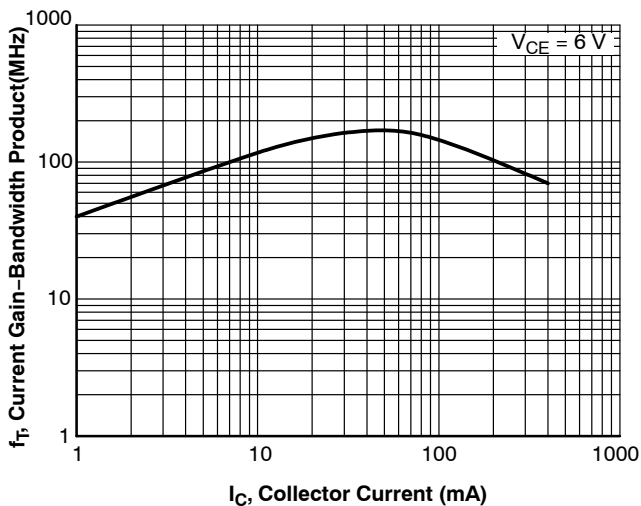


Figure 5. Current Gain Bandwidth Product

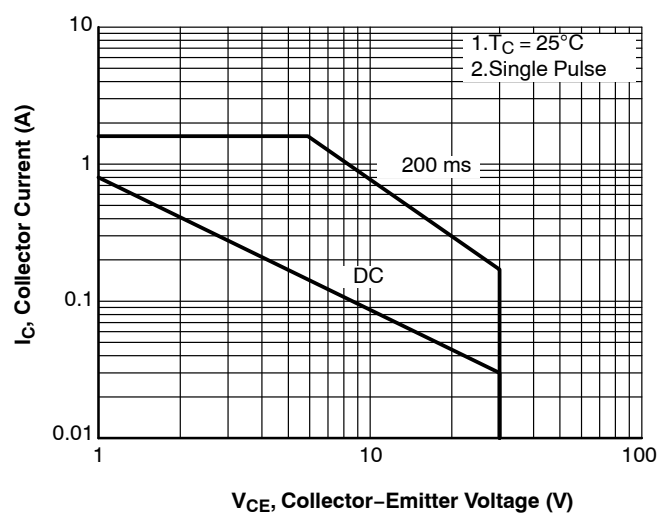


Figure 6. Safe Operating Area

KSD471A

ORDERING INFORMATION

| Device | Package | Shipping |
|-------------|------------------------|-------------|
| KSD471ACYTA | TO-92-3 (Pb-Free) | 10000 BLKBG |
| KSD471AYTA | TO-92-3LF (Pb-Free) | 2000 FNFLD |

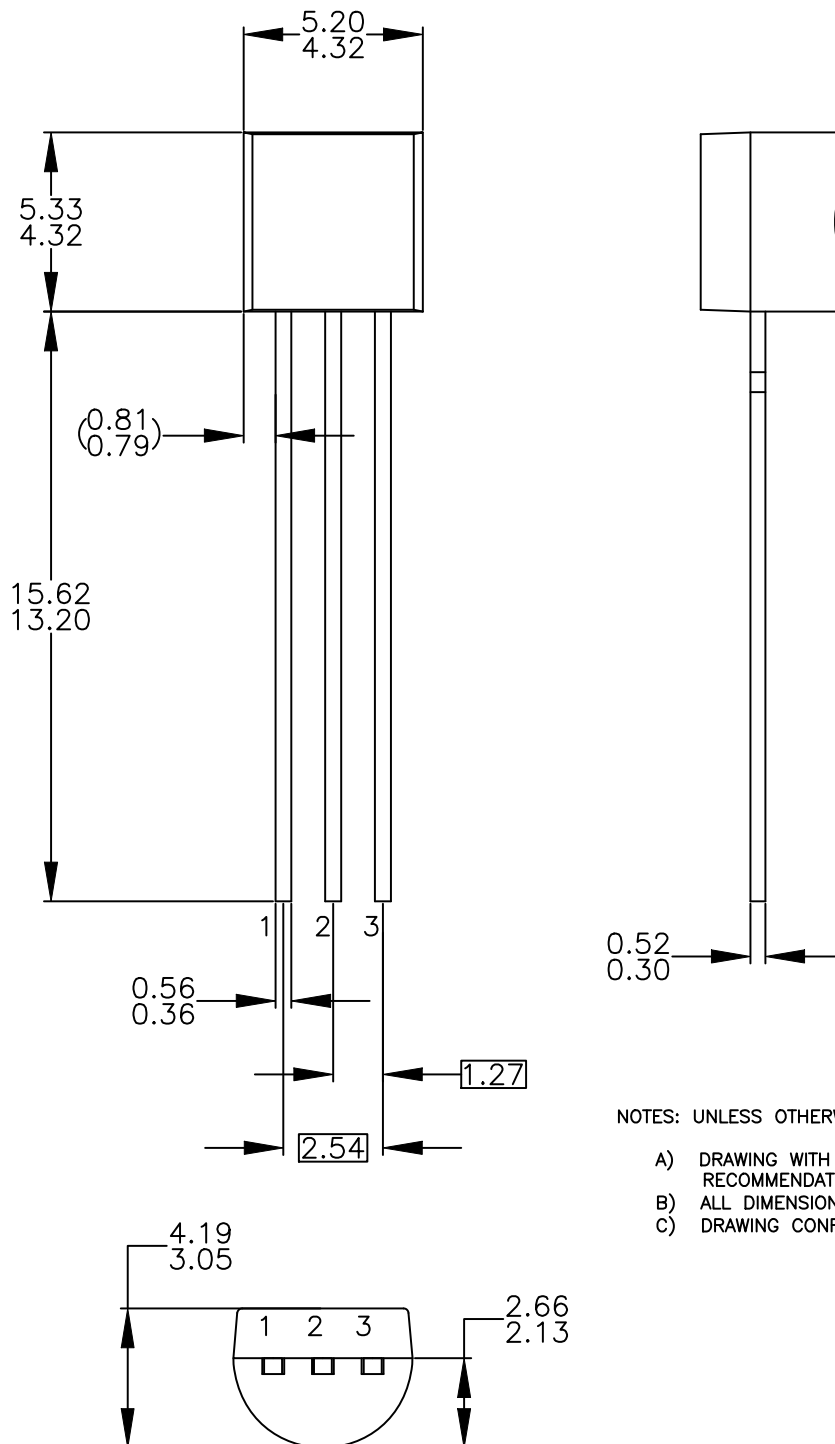
DISCONTINUED (Note 1)

| | | |
|-------------|------------------------|------------|
| KSD471ACYBU | TO-92-3LF (Pb-Free) | 2000 FNFLD |
|-------------|------------------------|------------|

1. **DISCONTINUED:** This device is not recommended for new design. Please contact your **onsemi** representative for information. The most current information on this device may be available on www.onsemi.com.

TO-92 3 4.825x4.76
CASE 135AN
ISSUE O

DATE 31 JUL 2016



NOTES: UNLESS OTHERWISE SPECIFIED

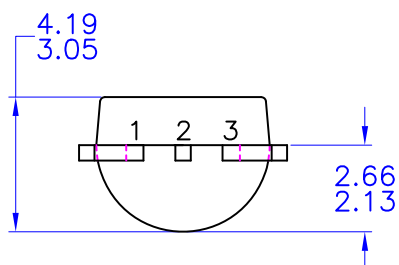
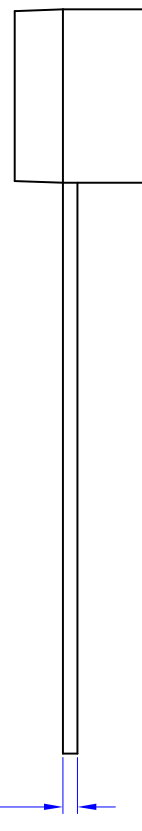
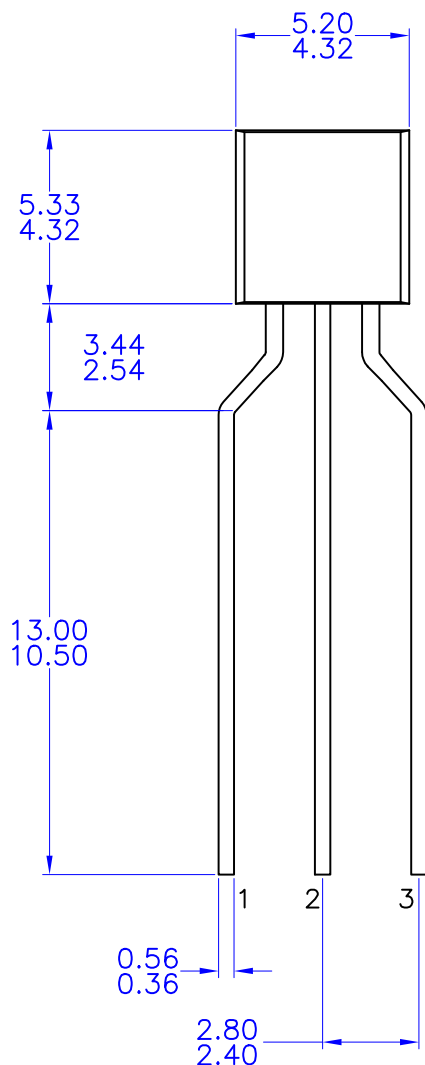
- A) DRAWING WITH REFERENCE TO JEDEC TO-92 RECOMMENDATIONS.
- B) ALL DIMENSIONS ARE IN MILLIMETERS.
- C) DRAWING CONFORMS TO ASME Y14.5M-2009.

| | | |
|-------------------------|---------------------------|---|
| DOCUMENT NUMBER: | 98AON13880G | Electronic versions are uncontrolled except when accessed directly from the Document Repository. Printed versions are uncontrolled except when stamped "CONTROLLED COPY" in red. |
| DESCRIPTION: | TO-92 3 4.825X4.76 | PAGE 1 OF 1 |

onsemi and onsemi are trademarks of Semiconductor Components Industries, LLC dba onsemi or its subsidiaries in the United States and/or other countries. onsemi reserves the right to make changes without further notice to any products herein. onsemi makes no warranty, representation or guarantee regarding the suitability of its products for any particular purpose, nor does onsemi assume any liability arising out of the application or use of any product or circuit, and specifically disclaims any and all liability, including without limitation special, consequential or incidental damages. onsemi does not convey any license under its patent rights nor the rights of others.

TO-92 3 4.83x4.76 LEADFORMED
CASE 135AR
ISSUE O

DATE 30 SEP 2016



NOTES: UNLESS OTHERWISE SPECIFIED

- A) DRAWING WITH REFERENCE TO JEDEC TO-92 RECOMMENDATIONS.
- B) ALL DIMENSIONS ARE IN MILLIMETERS.
- C) DRAWING CONFORMS TO ASME Y14.5M-1994

| | | |
|-------------------------|-------------------------------------|---|
| DOCUMENT NUMBER: | 98AON13879G | Electronic versions are uncontrolled except when accessed directly from the Document Repository. Printed versions are uncontrolled except when stamped "CONTROLLED COPY" in red. |
| DESCRIPTION: | TO-92 3 4.83X4.76 LEADFORMED | PAGE 1 OF 1 |

onsemi and onsemi are trademarks of Semiconductor Components Industries, LLC dba onsemi or its subsidiaries in the United States and/or other countries. onsemi reserves the right to make changes without further notice to any products herein. onsemi makes no warranty, representation or guarantee regarding the suitability of its products for any particular purpose, nor does onsemi assume any liability arising out of the application or use of any product or circuit, and specifically disclaims any and all liability, including without limitation special, consequential or incidental damages. onsemi does not convey any license under its patent rights nor the rights of others.

onsemi, **Onsemi**, and other names, marks, and brands are registered and/or common law trademarks of Semiconductor Components Industries, LLC dba "**onsemi**" or its affiliates and/or subsidiaries in the United States and/or other countries. **onsemi** owns the rights to a number of patents, trademarks, copyrights, trade secrets, and other intellectual property. A listing of **onsemi**'s product/patent coverage may be accessed at www.onsemi.com/site/pdf/Patent-Marking.pdf. **onsemi** reserves the right to make changes at any time to any products or information herein, without notice. The information herein is provided "as-is" and **onsemi** makes no warranty, representation or guarantee regarding the accuracy of the information, product features, availability, functionality, or suitability of its products for any particular purpose, nor does **onsemi** assume any liability arising out of the application or use of any product or circuit, and specifically disclaims any and all liability, including without limitation special, consequential or incidental damages. Buyer is responsible for its products and applications using **onsemi** products, including compliance with all laws, regulations and safety requirements or standards, regardless of any support or applications information provided by **onsemi**. "Typical" parameters which may be provided in **onsemi** data sheets and/or specifications can and do vary in different applications and actual performance may vary over time. All operating parameters, including "Typicals" must be validated for each customer application by customer's technical experts. **onsemi** does not convey any license under any of its intellectual property rights nor the rights of others. **onsemi** products are not designed, intended, or authorized for use as a critical component in life support systems or any FDA Class 3 medical devices or medical devices with a same or similar classification in a foreign jurisdiction or any devices intended for implantation in the human body. Should Buyer purchase or use **onsemi** products for any such unintended or unauthorized application, Buyer shall indemnify and hold **onsemi** and its officers, employees, subsidiaries, affiliates, and distributors harmless against all claims, costs, damages, and expenses, and reasonable attorney fees arising out of, directly or indirectly, any claim of personal injury or death associated with such unintended or unauthorized use, even if such claim alleges that **onsemi** was negligent regarding the design or manufacture of the part. **onsemi** is an Equal Opportunity/Affirmative Action Employer. This literature is subject to all applicable copyright laws and is not for resale in any manner.

ADDITIONAL INFORMATION

TECHNICAL PUBLICATIONS:

Technical Library: www.onsemi.com/design/resources/technical-documentation
onsemi Website: www.onsemi.com

ONLINE SUPPORT: www.onsemi.com/support

For additional information, please contact your local Sales Representative at
www.onsemi.com/support/sales