

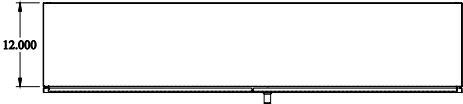
PART No. EN4TD366012CG

for more information visit

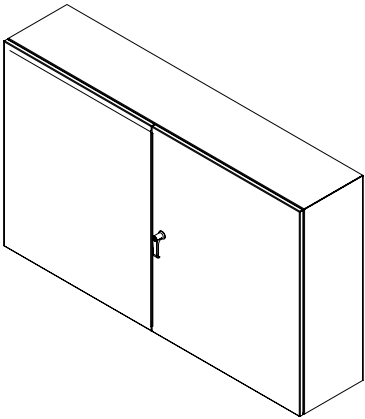
[www.hammfg.com](http://www.hammfg.com)

Data subject to change without notice


Isometric drawing Not to Scale



TOP VIEW



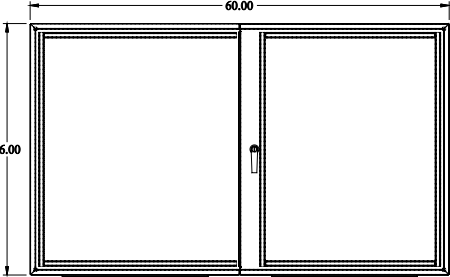
ISOMETRIC VIEW



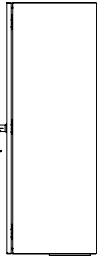
BACK VIEW



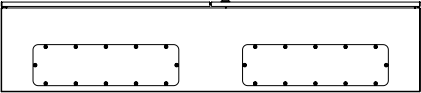
LEFT SIDE VIEW



FRONT VIEW



RIGHT SIDE VIEW



BOTTOM VIEW