




*Quality Products. Service Excellence.*

## Type 12 Mild Steel Modular Freestanding PC Enclosure *IPC Series*

### 3 Section Cabinet with Hinged Doors

 **Note:** This product line has been discontinued as a stocked series. Information is for reference only. For alternative solution assistance, please **contact Hammond here** or call: USA (716) 630-7030, Canada and International (519) 822-2960.

### Application

- The IPC product line provides users with a rugged housing for industrial control, operator interface and computer equipment in harsh industrial environments.
- Modular design permits joining of units for large scale and mixed use applications.
- Increasingly, PC technology is utilized on the factory floor. The PC enclosure provides a secure housing for standard PC components.
- A broad range of industry standard sizes are offered. Units are constructed to imperial dimensions and hardware sizes, with metric sizing provided for convenient reference.

### Standards

- UL 508A Type 12
- CSA Type 12
- Complies with
  - NEMA Type 12
  - IEC 60529 IP54

### Construction

- Frame with integral solid top
- Provision for lifting eyebolts (included)
- 4 internal mounting rails
- Removable bottom panel
- Top window or solid door with key locking handle
- Monitor shelf (window door version)
- Drop down keyboard door with locking handle
- Self contained keyboard compartment
- Pull-out keyboard shelf with left/right mouse tray
- Solid bottom door with key locking handle
- Solid full-height rear door with key locking handle
- Pair of solid side panels

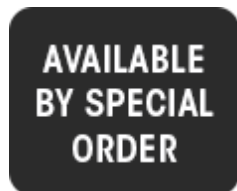
### Finish

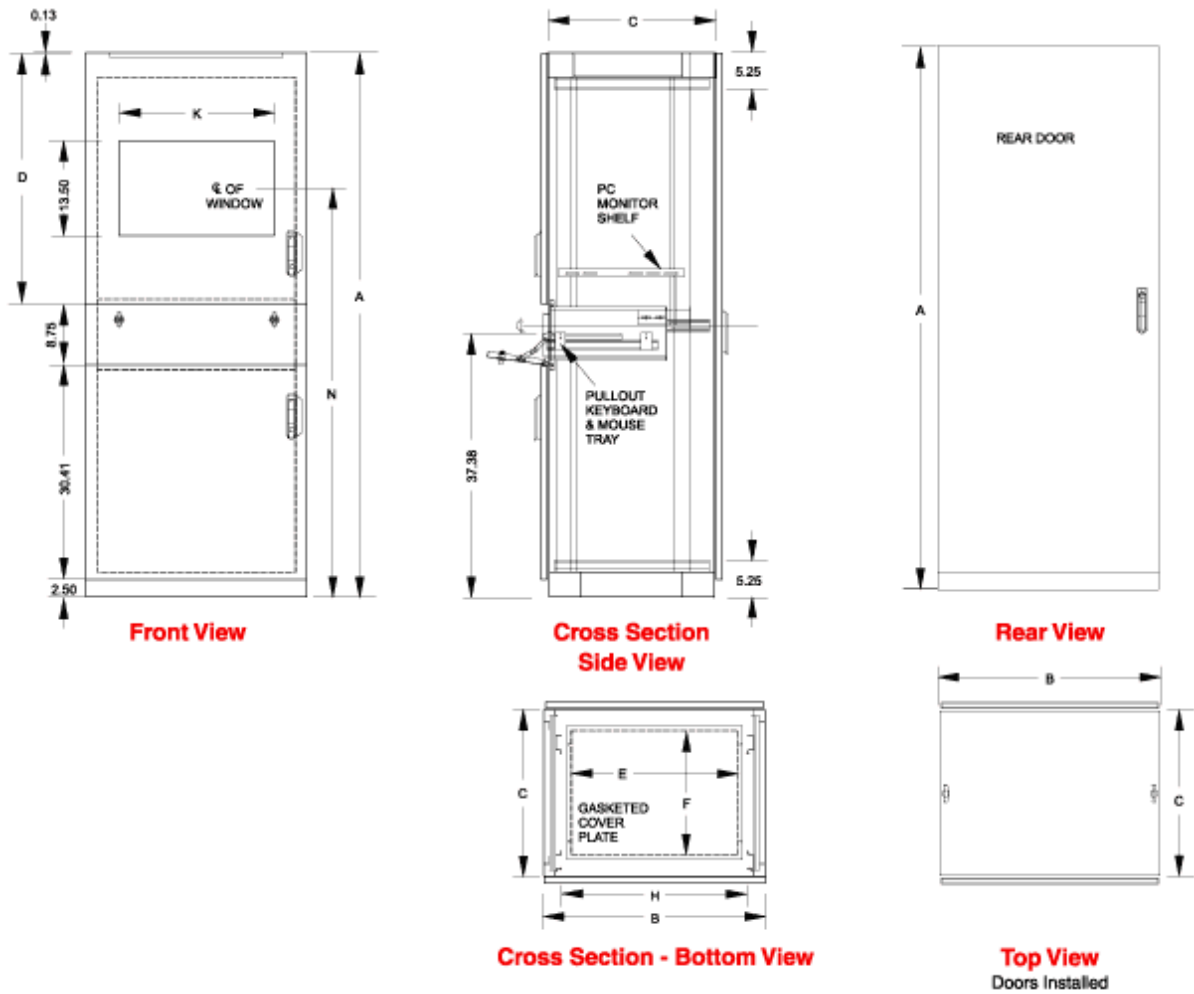
- Formed 14 gauge steel.
- Frame features welded corner reinforcements
- Oil resistance gaskets are permanently secured on all openings
- Frames are easily joined together with an optional joining kit
- Doors can be easily removed
- Formed 16 gauge steel side panels are recessed to fit flush with the sides of the cabinet
- Bonding and grounding studs are provided for all doors and handles

### Accessories



- Base Inner Panel
- Caster Assembly - Inside Mounting
- Fixed Vented Shelf
- Joining Kit
- Lighting
- Plinth
- Enclosure Shelves
- Caster Assembly - Outside Mounting
- IME Door Shelf
- Fold Down Shelf
- Leveling Feet
- Literature Pocket
- Outlet Strips
- Vented Raised Top





Keyboard Dimensions

EnclosureWidth (mm)	Maximum Keyboard Width
700	508
800	610

Window Door Part No.	Solid Door Part No.	Nominal Dimensions A x B x C (mm)	Overall Dimensions									Ship Wt. lbs
			A	B	C	D	E	F	H	K	N	
IPC1676	IPC1676ST	1600 x 700 x 600	1786	711	600	677	432	267	579	457	1372	340
IPC1678	IPC1678ST	1600 x 700 x 800	1786	711	800	677	432	445	579	457	1372	355
IPC1686	IPC1686ST	1600 x 800 x 600	1786	800	600	677	610	445	668	559	1372	350
IPC1876	IPC1876ST	1800 x 700 x 600	1964	711	600	855	432	267	579	457	1473	355
IPC1878	IPC1878ST	1800 x 700 x 800	1964	711	800	855	432	445	579	457	1473	380
IPC1886	IPC1886ST	1800 x 800 x 600	1964	800	600	855	610	267	668	559	1473	370

Data subject to change without notice