


#### PRODUCT OVERVIEW



WebRelay-Quad™ offers the same flexible, powerful I/O platform as the regular WebRelay™ with a total of four relays. This allows for control of four separate devices or circuits. Each relay on the WebRelay-Quad can individually switch up to 3-Amp at 28V and each can be turned on, off, or pulsed.

Capable hardware powered by the 400 Series firmware makes the WebRelay-Quad suitable for virtually unlimited applications such as industrial control, security, remote control, remote reset, and much more. Everything can be done through a standard web browser—no additional software is needed. Each relay and optically isolated input can be used to monitor the state of devices, control the relay, or control a remote relay on the same network or through Peer-to-Peer (P2P) networking.

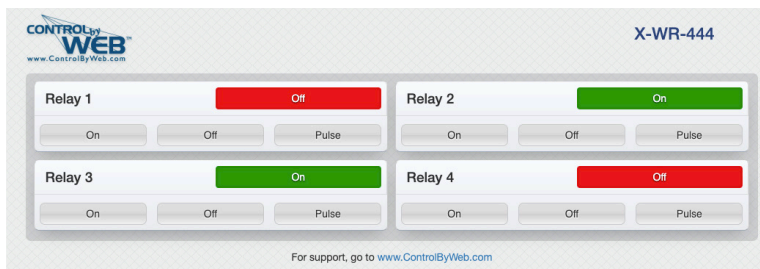
WebRelay-Quad can be configured to automatically connect to the ControlByWeb Cloud, an optional cloud service that streamlines data and device management. The Cloud allows large-scale deployment with child accounts that can be tailored to organizational needs.

### X-WR-444 Features:

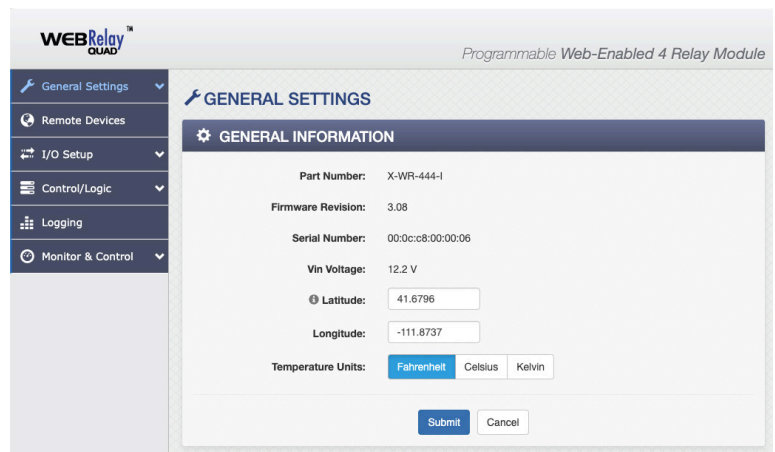
- Four Independent, 3-Amp Relays

### 400 Series Features:

- Peer-to-peer network to control, monitor, and log 32 remote modules, or up to 64 I/O
- User Permissions: Admin, Manager, User
- Optional ControlByWeb Cloud service for logging, device data, and reports
- Send email alerts based on user-defined conditions
- Highly configurable - Almost any combination of input/relay control possible
- No software required
- Customizable web-based Control Page
- BASIC script support for advanced flexibility
- Configurable logging
- HTTPS/TLS encrypted
- Modbus, SNMP, Remote Service, IP Filtering
- 5-Year Warranty



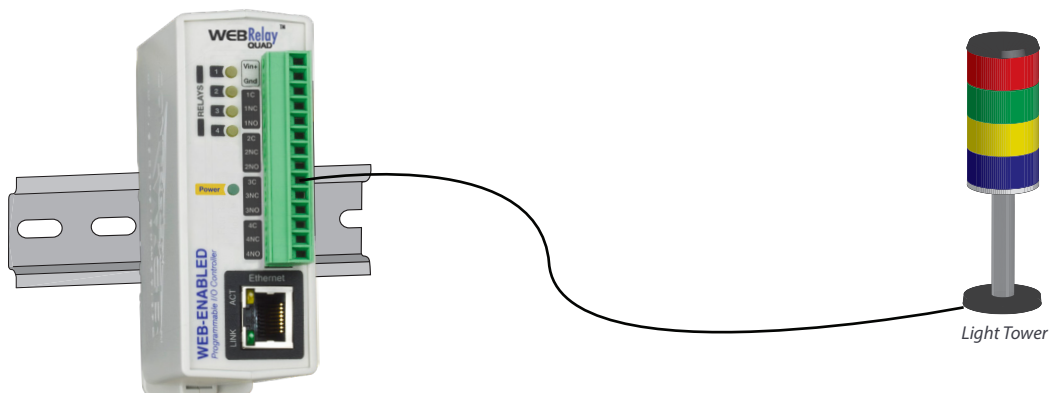
Control Page



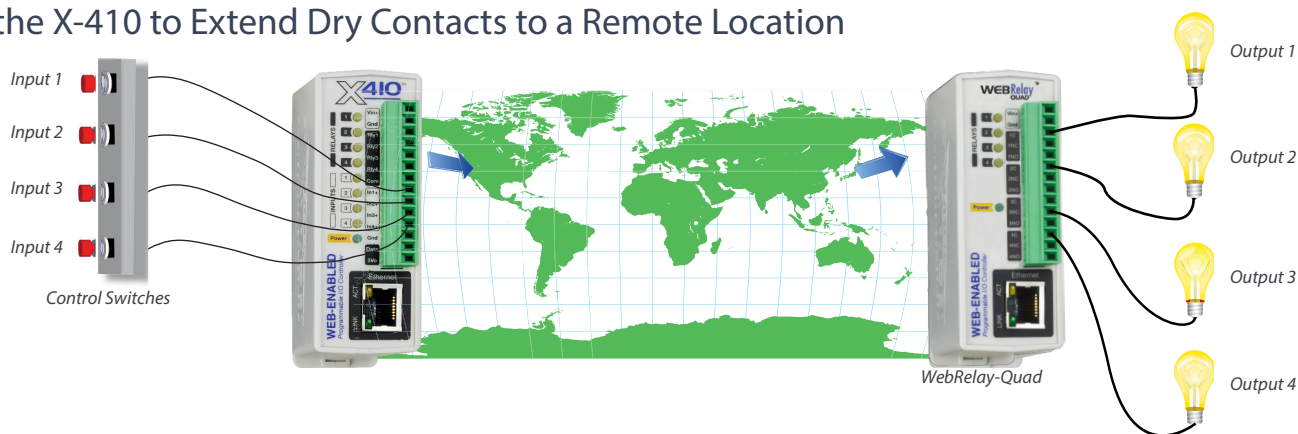
400 Series Firmware Settings

## APPLICATIONS & SPECS

### Four-Color Light Tower Control



### Use with the X-410 to Extend Dry Contacts to a Remote Location



## Additional Applications

- ✓ Industrial Control
- ✓ Remote Reset
- ✓ Security
- ✓ Remote Control
- ✓ More...

### Models:

- X-WR-444-I
- X-WR-444-E

### Power Requirements

- Voltage:
  - X-WR-444-I: 9-28VDC
  - X-WR-444-E: POE Class 1 (0.44 to 3.84 Watt) or 5V±5%
- Max Current:
  - X-WR-444-I: 320mA Max
  - X-WR-444-E: 477mA Max

### Relay Contacts

- Number of Relays: 4
- Max Voltage: 28VAC, 24VDC
- Max Current: 3A
- Contact Type: SPDT (Form 1C)
- Load Type: General Purpose
- Contact Resistance: < 50 milliohms initial
- Contact Material: AgSnO2
- Electrical Life: 100K cycles (Typical)
- Mechanical Life: 10M cycles (Typical)
- Environmental Rating: Over voltage Category II, Pollution Degree 2
- Relay Modes: ON/OFF or Pulse
- Pulse Timer Duration: 0.1 to 86,400 Seconds (1-day)

### Network

- Type: 10/100 Base-T Ethernet Port
- Setup: Static IP address assignment. TCP port selectable

### Connectors

- Power & Relays 1-4: 14-Position, 3.81mm, Removable
- Network: 8-pin RJ-45

### LED Indicators

- Number of LEDs: 7
  - Power on
  - Relay coil energized 1-4
  - Network linked
  - Network activity

### Physical

- Operating Temperature: -40°F to 150°F (-40°C to 65.5°C)
- Size:
  - 1.41in (35.7mm) wide
  - 3.88in (98.5mm) tall
  - 3.1in (78mm) deep (not including connector)
- Weight: 5 oz (142 grams)
- Enclosure Material: Lexan 940 Polycarbonate Plastic
- Enclosure Flame Rating: UL94 V0

### Protocols

- HTTP, HTTPS, SSL, XML, JSON, Modbus TCP/IP, SNMP, SMTP, Remote Services

### Advanced Features

- Task Builder
- BASIC interpreter
- Remote services

### Password Settings

- Password protection on setup page: Yes
- Password protection on control page: Optional
- Password Encoding: Base 64
- Max Password Length: 18 Characters

### Electromagnetic Compliance

- IEC CISPR 22, CISPR 24
- EU EN55024, EN55022
- X-WR-444-I: FCC 47CFR15 (Class B)
- X-WR-444-E: FCC 47CFR15 (Class A)

### Product Safety Compliance

- IEC 61010-1

