

LOCTITE® AA 3525™

May 2024

Product description

LOCTITE® AA 3525™ provides the following product characteristics:

| | |
|-----------------------------|------------------------------------|
| Technology | Acrylic |
| Chemical Type | Modified Acrylic |
| Appearance (uncured) | Transparent liquid |
| Fluorescence | Positive under UV light |
| Components | One component – requires no mixing |
| Viscosity | Medium |
| Cure | Ultraviolet (UV)/ visible light |
| Application | Bonding |
| Specific Benefits | Production - high speed curing |

LOCTITE® AA 3525™ is suitable for bonding a wide variety of materials. It cures fast to form clear, colorless bonds. When cured, it offers excellent flexibility, toughness and durability to moisture exposure. It is used to bond glass, metals and plastics for industrial applications. LOCTITE® AA 3525™ is suitable for use in electric motor balancing applications.

TYPICAL PROPERTIES OF UNCURED MATERIAL

| | |
|------------------------------|--------|
| Specific Gravity @ 25 °C | 1.08 |
| Viscosity @ 25°C, mPa·s (cP) | |
| Brookfield - RVF | 15,250 |
| Spindle 6, Speed 20 rpm | |
| Color, APHA | 250 |

TYPICAL CURING PERFORMANCE

LOCTITE® AA 3525™ can be cured by exposure to UV and/or visible light of sufficient intensity. The speed and depth of cure will depend on the UV intensity measured at the product surface.

Fixture Time

UV fixture time is defined as the light exposure time required to develop a shear strength of 0.1 N/mm².

UV Fixture Time, Glass microscope slides, seconds:

LED flood light, CL42:

| | |
|---|---|
| 100 mW/cm ² , measured @ 405 nm, | 5 |
| 100 mW/cm ² , measured @ 365 nm, | 5 |

Black light, Zeta® 7500 light source:

| | |
|---|---|
| 6 mW/cm ² , measured @ 365 nm, | 5 |
|---|---|

Tack Free Time

Tack Free Time is the time required to achieve a tack free surface.

Tack Free Time, seconds:

LED flood light, CL42:

| | |
|--|----|
| 100 mW/cm ² , measured @ 405 nm, | 25 |
| 1000 mW/cm ² , measured @ 405 nm, | 8 |
| 100 mW/cm ² , measured @ 365 nm, | 60 |
| 1000 mW/cm ² , measured @ 365 nm, | 55 |

Zeta® 7200:

| | |
|---|----|
| 50 mW/cm ² , measured @ 365 nm | 12 |
|---|----|

Tack free time, minutes

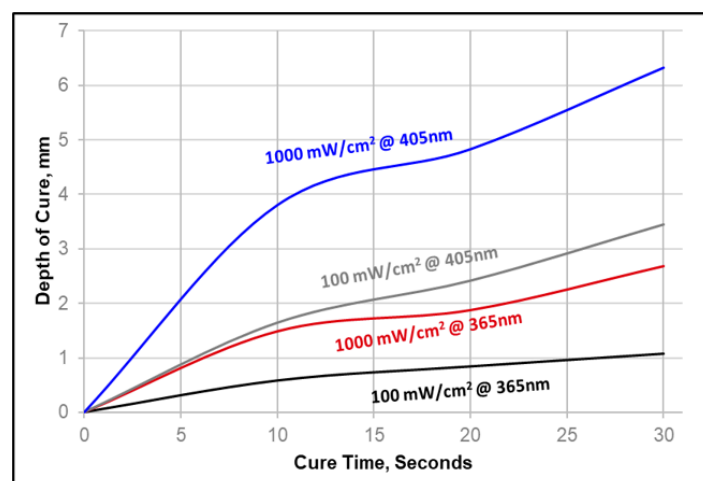
Zeta® 7400:

| | |
|---|---|
| 50 mW/cm ² , measured @ 365 nm | 5 |
|---|---|

Depth of Cure vs. Irradiance (LED)

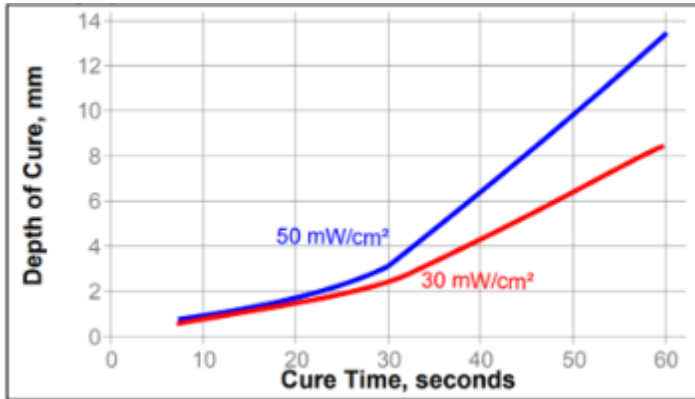
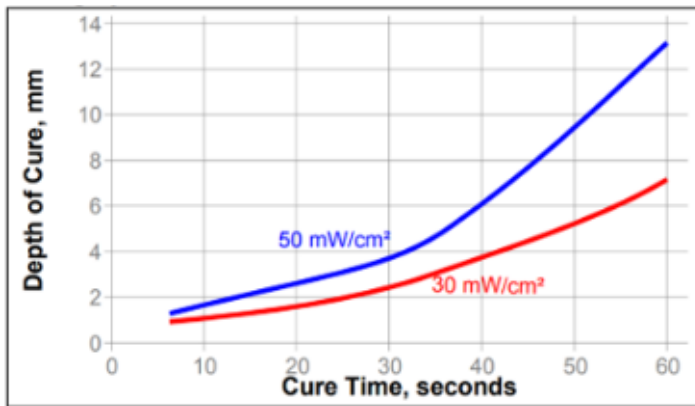
The graph below shows the increase in depth of cure with time at various light intensities as measured from the thickness of the cured product formed.

Curing System: LED flood light, CL42



Depth of Cure vs. Irradiance (365 nm)

Cure depth depends both on external factors including the type of light source, light intensity and exposure time and on internal factors including composition of the adhesive. The following graphs show the effect of light source, light intensity and exposure time on depth of cure for LOCTITE® AA 3525™.

Curing System: Zeta® 7200**Curing System: Zeta® 7400****TYPICAL PERFORMANCE OF CURED MATERIAL**

Cured @ 50 mW/cm², measured @ 365 nm, for 30 seconds using a Zeta® 7200 light source.

Physical Properties

| | |
|---|-----------------------------|
| Shore Hardness, ISO 868, Durometer D | 60 |
| Refractive Index, ASTM D542 | 1.51 |
| Elongation, at break, ISO 527-3, % | 260 |
| Tensile Strength, ISO 527-3 | N/mm² 24 (psi) (3,500) |
| Tensile Modulus, ISO 527-3 | N/mm² 175 (psi) (25,000) |
| Coefficient of Thermal Expansion, ISO 11359-2, K-1: | |
| Pre Tg | 97×10 ⁻⁶ |
| Post Tg | 215×10 ⁻⁶ |
| Glass Transition Temperature, ISO 11359-2, °C: | |
| (Tg) by TMA | 50 |

Adhesive Properties

Cured @ 50 mW/cm², measured @ 365 nm, for 30 seconds using a Zeta® 7200 light source.

135° Peel Strength:

| | | |
|---|--------------|----------|
| 20 mesh stainless steel screen to Glass | N/mm (lb/in) | 2.3 (13) |
|---|--------------|----------|

Torsional Shear Strength, ASTM D 3658:

| | | |
|------------------------------|-------------|-----------|
| Aluminum hex button to Glass | N·m (lb·ft) | 70 (51.6) |
|------------------------------|-------------|-----------|

Lap Shear Strength, ISO 4587:**Glass:**

| | | |
|------------|-------------|-----------|
| 0 gap | N/mm² (psi) | 4.7 (700) |
| 0.5 mm gap | N/mm² (psi) | 5 (725) |

Block Shear Strength, ISO 13445:

| | | |
|--------------------------|-------------|--------------|
| ABS to Glass | N/mm² (psi) | 3.6 (520) |
| Acrylic to Glass | N/mm² (psi) | 4.3 (630) |
| Aluminum to Glass | N/mm² (psi) | 9.8 (1,420) |
| G-10 Epoxyglass to Glass | N/mm² (psi) | 8.6 (1,250) |
| Polycarbonate to Glass | N/mm² (psi) | 7.7 (1,110) |
| PVC to Glass | N/mm² (psi) | 7.1 (1,030) |
| Steel to Glass | N/mm² (psi) | 10.2 (1,480) |

TYPICAL ENVIRONMENTAL RESISTANCE

Cured @ 50 mW/cm², measured @ 365 nm, for 30 seconds using a Zeta® 7200 light source.

Humidity Resistance

Aged @ 49°C / condensing humidity and tested @ 22 °C

Block Shear Strength, ISO 13445, % of initial strength:

| | |
|---------------------------|-----|
| ABS to Glass: | |
| Aged 2 weeks | 120 |
| Aged 4 weeks | 115 |
| Acrylic to Glass: | |
| Aged 2 weeks | 100 |
| Aged 4 weeks | 85 |
| Aluminum to Glass: | |
| Aged 2 weeks | 90 |
| Aged 4 weeks | 95 |
| G-10 Epoxyglass to Glass: | |
| Aged 2 weeks | 120 |
| Aged 4 weeks | 130 |



| | |
|---|-----|
| Polycarbonate to Glass: | |
| Aged 2 weeks | 60 |
| Aged 4 weeks | 50 |
| PVC to Glass: | |
| Aged 2 weeks | 135 |
| Aged 4 weeks | 100 |
| Steel to Glass: | |
| Aged 2 weeks | 65 |
| Aged 4 weeks | 65 |
| Lap Shear Strength, ISO 4587, % of initial strength: | |
| Glass: | |
| Aged 2 weeks | |
| 0 gap | 125 |
| 0.5 mm gap | 115 |
| Aged 4 weeks | |
| 0 gap | 105 |
| 0.5 mm gap | 100 |
| Torsional Shear Strength, ASTM D 3658, % of initial strength: | |
| Aluminum hex button to Glass | |
| Aged 2 weeks | 70 |
| Aged 4 weeks | 65 |
| Aged 6 weeks | 65 |
| Aged @ 121°C and tested @ 22 °C | |
| Torsional Shear Strength, ASTM D 3658, % of initial strength: | |
| Aluminum hex button to Glass | |
| Aged 2 weeks | 105 |
| Aged 4 weeks | 105 |
| Aged 6 weeks | 115 |
| Aged @ 149°C and tested @ 22 °C | |
| Torsional Shear Strength, ASTM D 3658, % of initial strength: | |
| Aluminum hex button to Glass | |
| Aged 2 weeks | 85 |
| Aged 4 weeks | 85 |
| Aged 6 weeks | 80 |

GENERAL INFORMATION

This product is not recommended for use in pure oxygen and/or oxygen rich systems and should not be selected as a sealant for chlorine or other strong oxidizing materials.

For safe handling information on this product, consult the Safety Data Sheet (SDS).

Directions for use:

1. This product is light sensitive; exposure to daylight, UV light and artificial lighting should be kept to a minimum during storage and handling.
2. The product should be dispensed from applicators with black feedlines.
3. For best performance bond surfaces should be clean and free from grease.
4. Cure rate is dependent on lamp intensity, distance from light source, depth of cure needed or bondline gap and light transmission of the substrate through which the radiation must pass.
5. For tack free curing of exposed surfaces, mercury arc or Electrodeless system, D or H bulbs are recommended.
6. Cooling should be provided for temperature sensitive substrates such as thermoplastics.
7. Plastic grades should be checked for risk of stress cracking when exposed to liquid adhesive.
8. Excess uncured adhesive can be wiped away with organic solvent (e.g. Acetone).
9. Bonds should be allowed to cool before subjecting to any service loads.

Storage

Store product in the unopened container in a dry location. Storage information may be indicated on the product container labeling.

Optimal storage: 8°C to 21°C. Storage below 8°C or greater than 28°C can adversely affect product properties.

Material removed from containers may be contaminated during use. Do not return product to the original container. Henkel Corporation cannot assume responsibility for product which has been contaminated or stored under conditions other than those previously indicated. If additional information is required, please contact your local Technical Service Center or Customer Service Representative.

Product specification

The technical data contained herein are intended as reference only and are not considered specifications for the product. Product specifications are located on the Certificate of Analysis or please contact Henkel representative.

Approval and certificate

Please contact Henkel representative for related approval or certificate of this product.

Data ranges

The data contained herein may be reported as a typical value. Values are based on actual test data and are verified on a periodic basis.

Temperature/Humidity Ranges: 23°C / 50% RH = 23±2°C / 50±5% RH

Conversions

$(^{\circ}\text{C} \times 1.8) + 32 = ^{\circ}\text{F}$
 $\text{kV/mm} \times 25.4 = \text{V/mil}$
 $\text{mm} / 25.4 = \text{inches}$
 $\mu\text{m} / 25.4 = \text{mil}$
 $\text{N} \times 0.225 = \text{lb}$
 $\text{N/mm} \times 5.71 = \text{lb/in}$
 $\text{N/mm}^2 \times 145 = \text{psi}$
 $\text{MPa} \times 145 = \text{psi}$
 $\text{N}\cdot\text{m} \times 8.851 = \text{lb}\cdot\text{in}$
 $\text{N}\cdot\text{m} \times 0.738 = \text{lb}\cdot\text{ft}$
 $\text{N}\cdot\text{mm} \times 0.142 = \text{oz}\cdot\text{in}$
 $\text{mPa}\cdot\text{s} = \text{cP}$



Disclaimer

The information provided in this Technical data sheet (TDS) including the recommendations for use and application of the product are based on our knowledge and experience of the product as at the date of this TDS. The product can have a variety of different applications as well as differing application and working conditions in your environment that are beyond our control. Henkel is, therefore, not liable for the suitability of our product for the production processes and conditions in respect of which you use them, as well as the intended applications and results. We strongly recommend that you carry out your own prior trials to confirm such suitability of our product. Any liability in respect of the information in the Technical data sheet or any other written or oral recommendation(s) regarding the concerned product is excluded, except if otherwise explicitly agreed and except in relation to death or personal injury caused by our negligence and any liability under any applicable mandatory product liability law.

In case products are delivered by Henkel Belgium NV, Henkel Electronic Materials NV, Henkel Nederland BV, Henkel Technologies France SAS and Henkel France SA please additionally note the following:

In case Henkel would be nevertheless held liable, on whatever legal ground, Henkel's liability will in no event exceed the amount of the concerned delivery.

In case products are delivered by Henkel Colombiana, S.A.S. the following disclaimer is applicable:

The information provided in this Technical Data Sheet (TDS) including the recommendations for use and application of the product are based on our knowledge and experience of the product as at the date of this TDS. Henkel is, therefore, not liable for the suitability of our product for the production processes and conditions in respect of which you use them, as well as the intended applications and results. We strongly recommend that you carry out your own prior trials to confirm such suitability of our product. Any liability in respect of the information in the Technical Data Sheet or any other written or oral recommendation(s) regarding the concerned product is excluded, except if otherwise explicitly agreed and except in relation to death or personal injury caused by our negligence and any liability under any applicable mandatory product liability law.

In case products are delivered by Henkel Corporation, or Henkel Canada Corporation, the following disclaimer is applicable:

The data contained herein are furnished for information only and are believed to be reliable. We cannot assume responsibility for the results obtained by others over whose methods we have no control. It is the user's responsibility to determine suitability for the user's purpose of any production methods mentioned herein and to adopt such precautions as may be advisable for the protection of property and of persons against any hazards that may be involved in the handling and use thereof. In light of the foregoing, **Henkel Corporation specifically disclaims all warranties expressed or implied, including warranties of merchantability or fitness for a particular purpose, arising from sale or use of Henkel Corporation's products. Henkel Corporation specifically disclaims any liability for consequential or incidental damages of any kind, including lost profits.** The discussion herein of various processes or compositions is not to be interpreted as representation that they are free from domination of patents owned by others or as a license under any Henkel Corporation patents that may cover such processes or compositions. We recommend that each prospective user test his proposed application before repetitive use, using this data as a guide. This product may be covered by one or more United States or foreign patents or patent applications.

Trademark usage

Except as otherwise noted, all trademarks in this document are trademarks of Henkel Corporation in the U.S. and elsewhere. ® denotes a trademark registered in the U.S. Patent and Trademark Office.

Reference 1.4