



www.techetch.com

Tech Etch, Inc. ♦ 45 Aldrin Road, Plymouth, MA 02360 ♦ TEL 508-747-0300 ♦ FAX 508-746-9639

250S37

- FOLLOW STEPS TO COMPLETE CATALOG SKU.
- IF ADDITIONAL REQUESTS ARE DESIRED, WRITE DESCRIPTION OF REQUEST IN THE PROVIDED TEXTBOX.

STEP 1: MOUNT STYLE



TRACK MOUNT



SLOT EDGE MOUNT

STEP 2: MATERIAL THICKNESS

STANDARD .002" THK

STEP 3: LENGTH OR FINGER COUNT

23.98 IN 96 FINGERS

Calc. Fingers

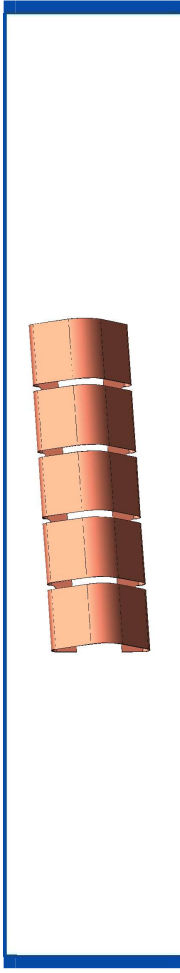
Calc. Length

STEP 4: FINISH

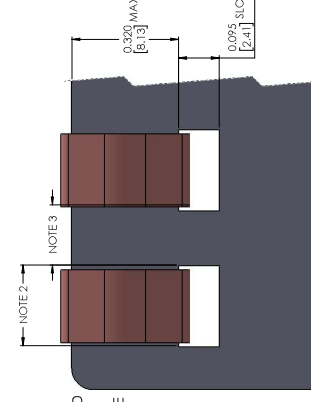
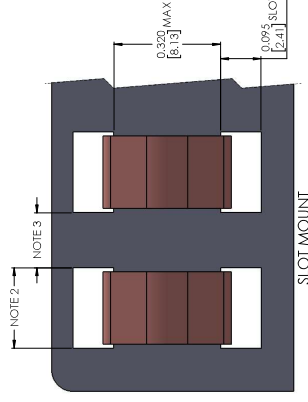
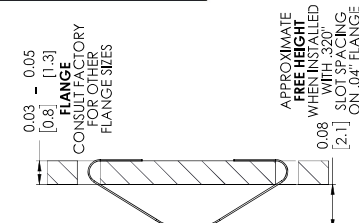
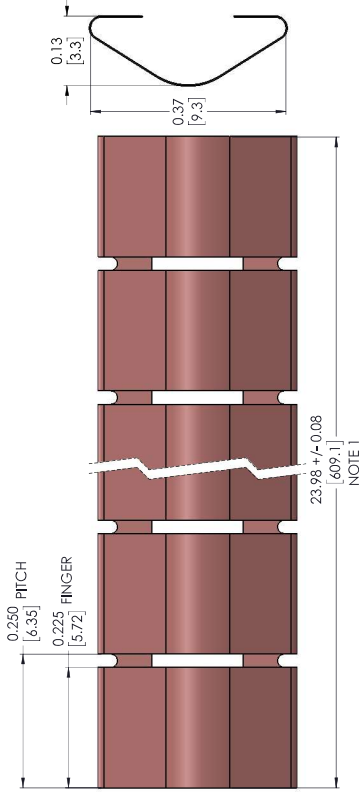
CLEAN AND BRIGHT (02)

ADDITIONAL REQUESTS

CUSTOMER PART #.



INTERACTIVE 3D MODEL



NOTES:

- (1) STRIPS MAY BE SUPPLIED CUT TO ANY FULL FINGER INCREMENT (UP TO 96 FINGERS)
- (2) LENGTH OF SLOT AS REQUIRED OF NUMBER OF FINGERS
- (3) SPACING DETERMINED BY ATTENUATION REQUIREMENTS
- (4) UNLESS OTHERWISE SPECIFIED DIMENSIONS ARE IN $\frac{\text{in}}$ [mm]
- (5) THIS DRAWING IS FOR STANDARD TECH ETCH SHIELDING. OTHER CONFIGURATIONS AND OPTIONS ARE AVAILABLE. PLEASE CONTACT THE FACTORY FOR APPLICATION ASSISTANCE AND CUSTOM DESIGNS
- (6) SUGGESTED SOURCE OF SUPPLY: TECH ETCH, INC., 45 ALDRIN ROAD, PLYMOUTH, MA 02360

CUT LENGTH TOLERANCES: 0" - < 6" = +/- .020 6" - < 10" = +/- .030 10" - < 12" = +/- .050 12" - < 18" = +/- .060 18" - < 25" = +/- .080 25" - < = +/- 1.00	UNLESS OTHERWISE SPECIFIED: DIMENSIONS ARE IN INCHES TOLERANCES: ANGULAR: ± 3 ONE PLACE DECIMAL: ± .03 TWO PLACE DECIMAL: ± .005 THREE PLACE DECIMAL: ± .005
	MATERIAL Standard BeCu, Alloy C17200
FINISH AS SPECIFIED	DATE: 4/2/23
DRAWN/DESIGNED BY J.M.G.	

TECH|ETCH Tech Etch, Inc.
45 Aldrin Road
Plymouth, MA 02360

CATALOG SKU:
- 250S37 - 23.98 - 02

SIZE DESCRIPTION: SNAP-ON MOUNTING
SYMMETRICAL

CONTACT INFO: TEL 508-747-0300 FAX 508-746-9639
shielding@techetch.com www.techetch.com

(PLAYING OF 3D AND MULTIMEDIA MUST BE ENABLED FOR INTERACTIVE MODEL TO DISPLAY)