

698-960 MHz / 1710-2700 MHz / 3400-4200 MHz Low PIM Rated Indoor/Outdoor V-pol Omni Antenna, 3-4 dBi, 4.3-10 Female Connector

The indoor/outdoor omnidirectional FM510M1032 antenna from Fairview Microwave is a high performance, low PIM rated RF component which operates from 698 to 4200 MHz. The FM510M1032 antenna is ideal for 5G, LTE, CDMA, LPWAN/IoT/M2M applications including LoRA, LTE-M, NB-IOT and Distributed Antenna System (DAS) Networks. The Multi-Band design of the Fairview Microwave FM510M1032 antenna can be used for a wide array of in-building wireless applications where wide coverage is desired. Fairview Microwave's FM510M1032 can be used to distribute Cellular and WiFi signals throughout a building or area.

The 4.3-10 connectorized FM510M1032 antenna with vertical polarization from Fairview Microwave provides Passive Intermodulation (PIM) ratings better than -150 dBc. The key to providing the best performance in telecommunications is to ensure the components used are low PIM rated. The 698-4200 MHz FM510M1032 with 4 dBi max gain helps meet the increasing demand for higher data rates and the ability to provide streaming video for mobile devices.

The 4.3-10 connectorized FM510M1032 antenna from Fairview Microwave excels in large open areas such as indoor courtyards, indoor sporting venues, convention centers and shopping malls. The mounting bracket and hardware are included for easy installation. Fairview Microwave indoor/outdoor omnidirectional with 4.3-10 female purchases will ship the same day. Our FM510M1032 antenna is part of over one million RF, microwave and millimeter wave components in stock and ready for same-day shipment worldwide.

Configuration

Design	Omni
Frequency Range	698 to 4200 MHz
Gain	3 to 4 dBi
Polarization	Vertical
Connector Type	4.3-10 Female
Number of Ports	1

Electrical Specifications

Description	Min	Typ	Max	Units
Impedance		50		Ohms
Gain		3		dBi
Gain			4	dBi
Input Power			50	Watts
VSWR			1.8:1	
Passive Intermodulation 3rd Order, 2 x 20 W		-150		dBc

Specifications by Frequency

Description	Band 1	Band 2	Band 3	Band 4	Band 5	Units
Range	0.698-0.806	0.806-0.96	1.71-2.7	3.4-4.2		GHz
Gain	3.5	3	3.5	4		dBi
Horiz. Beam Width	360	360	360	360		Degrees



Features:

- Low Passive Intermodulation (PIM) <-150 dBc @ 2x20W
- Vertical Polarization
- Compact and lightweight for indoor or outdoor use
- 4.3-10 Female connector for long lasting consistent results
- Covers 5G, WiFi and LTE frequency bands including extended CBRS

Applications:

- Indoor distribution of 5G, LTE, GSM/CDMA
- In-building public or private networks
- LPWAN, LoRA, LTE-M, NB-IoT, IoT, M2M applications
- MIMO DAS (Distributed Antenna Systems)
- Indoor or Outdoor Applications

Fairview Microwave
 301 Leora Ln., Suite 100
 Lewisville, TX 75056
 Tel: 1-800-715-4396 / (972) 649-6678
 Fax: (972) 649-6689
www.fairviewmicrowave.com
sales@fairviewmicrowave.com

Vert. Beam Width	83	65	45	35	Degrees
------------------	----	----	----	----	---------

Mechanical Specifications

Radome Material ABS

Size

Length	8.31 in [211.07 mm]
Width	2.64 in [67.06 mm]
Height	2.64 in [67.06 mm]
Weight	0.66 lbs [299.37 g]

Environmental Specifications

Temperature

Operating Range -55 to +60 deg C

Humidity < 95

Compliance Certifications (see [product page](#) for current document)

Plotted and Other Data

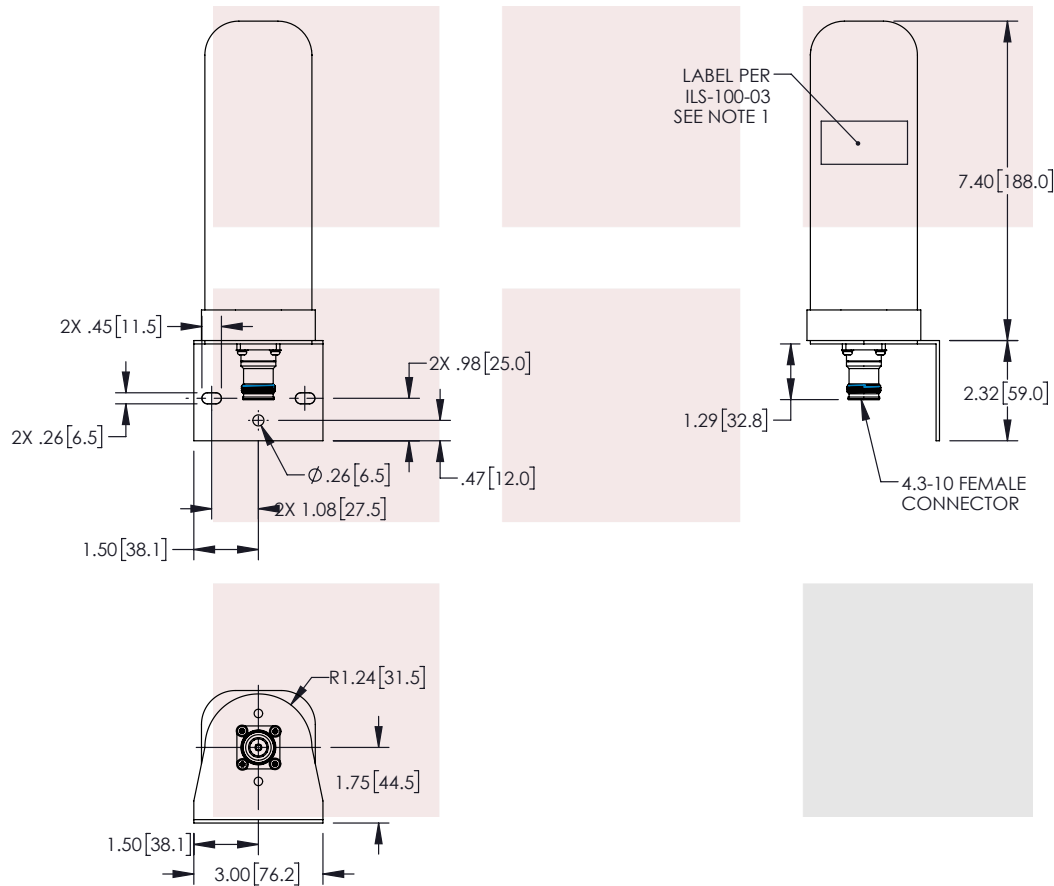
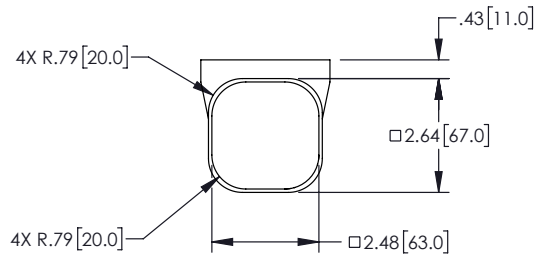
Notes:

698-960 MHz / 1710-2700 MHz / 3400-4200 MHz Low PIM Rated Indoor/Outdoor V-pol Omni Antenna, 3-4 dBi, 4.3-10 Female Connector from Fairview Microwave is in-stock and available to ship same-day. All of our RF/microwave products are available off-the-shelf from our ISO 9001:2008 certified facilities in Lewisville, Texas. Fairview Microwave is RF on-demand.

For additional information on this product, please click the following link: [698-960 MHz / 1710-2700 MHz / 3400-4200 MHz Low PIM Rated Indoor/Outdoor V-pol Omni Antenna, 3-4 dBi, 4.3-10 Female Connector FM510M1032](#)

URL: <https://www.fairviewmicrowave.com/698-mhz-4200-mhz-indoor-outdoor-4g-5g-omni-antenna-3-4-dbi-low-pim-4.3-10-female-connector-hg74204upr-4310f-p.aspx>

The information contained in this document is accurate to the best of our knowledge and representative of the part described herein. It may be necessary to make modifications to the part and/or the documentation of the part, in order to implement improvements. Fairview Microwave reserves the right to make such changes as required. Unless otherwise stated, all specifications are nominal. Fairview Microwave does not make any representation or warranty regarding the suitability of the part described herein for any particular purpose, and Fairview Microwave does not assume any liability arising out of the use of any part or documentation.



NOTES:

1. LABEL PER ILS-100-03 (FOR INTERNAL REFERENCE ONLY)
LABEL LOCATION FOR REFERENCE ONLY.

THESE COMMODITIES, TECHNOLOGY OR SOFTWARE WERE EXPORTED FROM THE UNITED STATES IN ACCORDANCE WITH THE EXPORT ADMINISTRATION REGULATIONS. DIVERSION CONTRARY TO U.S. LAW PROHIBITED.



TITLE

698-960 MHz / 1710-2700 MHz / 3400-4200 MHz Low
PIM Rated Indoor/Outdoor V-pol Omni Antenna, 3-4
dBi, 4.3-10 Female Connector

UNLESS OTHERWISE SPECIFIED LEADING DIMENSIONS ARE INCHES
DIMENSIONS IN [] ARE MILLIMETERS

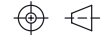
TOLERANCES:

.X = ±.2 [5.08] FRACTIONS
.XX = ±.02 [51] ± 1/32
XXX = ±.005 [13] ANGLES ± 1°

CABLE LENGTH (L) TOLERANCES:

L ≤ 12 [305] = +1 [25] / -0
12 [305] < L ≤ 60 [1524] = +2 [51] / -0
60 [1524] < L ≤ 120 [3048] = +4 [102] / -0
120 [3048] < L ≤ 300 [7620] = +6 [152] / -0
300 [7620] < L = +5%L / -0

THIRD-ANGLE PROJECTION



THE INFORMATION AND
DESIGN IN THIS DOCUMENT
IS THE PROPERTY OF
FAIRVIEW MICROWAVE CORPORATION.
ALL RIGHTS RESERVED.

SHEET 1 OF 1

SCALE N/A

ALL DIMENSIONS SHOWN ARE FOR REFERENCE ONLY.

SIZE	CAGE CODE	DRAWN BY	ITEM NO.	REV
A	3FKR5	DZINN	FM510M1032	A

T-Rev.D