

WR-42 Standard Gain Horn with 2.92mm Female Input and 15 dB Typical Gain Operating Within 18 GHz to 26.5 GHz Frequency Range

The Fairview Microwave FM9852B/2F-15 Proline series standard gain horn antenna (also known as waveguide horn) is part of our huge selection of waveguide antennas. This Fairview Microwave standard gain horn antenna is manufactured with a WR-42 input and a 2.92mm waveguide to coaxial transition adapter. Our standard gain horn antenna, WR-42, has a 15 dBi nominal gain. This WR-42 standard gain horn from Fairview Microwave has a female 2.92mm waveguide to coax transition adapter.

The 15 dBi Fairview Microwave WR-42 horn antenna operates from 18 GHz to 26.5 GHz. Fairview Microwave's 2.92mm female WR-42 standard gain horns are available in 10, 15 and 20 dBi models with pyramidal shape and rectangular input. It is part of over 40,000 RF, microwave and millimeter wave components available at Fairview Microwave.

Waveguide standard gain horn antennas, such as the FM9852B/2F-15, are used in a wide variety of applications due to their high power handling capability, low loss, high directivity, and near constant electrical performance. The WR-42 FM9852B/2F-15 waveguide horn is US made and TAA compliant. Our WR-42 standard gain horn Proline antennas with 2.92mm female interface can ship same day to anywhere in the world.

Configuration

Design	WR-42 Standard Gain Horn
Pattern	Directional
Polarization	Linear
Coaxial Interface	2.92mm Female

Electrical Specifications

Description	Min	Typ	Max	Units
Frequency Range	18		26.5	GHz
Impedance		50		Ohms
Waveguide Standard Gain Horn				
Gain		15		dB
Horizontal 3dB Beam Width		31.5		Degrees
Vertical 3dB Beam Width		31.5		Degrees
Waveguide to Coaxial Adapter				
Input VSWR		1.4:1		

Mechanical Specifications

Size	
Length	3.06 in 77.72 mm
Width/Diameter	1.14 in 28.96 mm
Height	0.88 in 22.35 mm
Weight	0.69 lbs 312.98 g

RF Connector

Type	2.92mm Female
------	---------------

Waveguide Interface

Waveguide Size	WR-42
Body Material and Plating	Aluminum



Features:

- WR-42 Rectangular Waveguide Interface
- 18 GHz to 26.5 GHz
- 20 dBi Nominal Gain
- 2.92mm Female Connector

Applications:

- Antenna Measurements
- Wireless Communication
- Laboratory Use
- Microwave Radio Systems

Fairview Microwave
301 Leora Ln., Suite 100
Lewisville, TX 75056
Tel: 1-800-715-4396 / (972) 649-6678
Fax: (972) 649-6689
www.fairviewmicrowave.com
sales@fairviewmicrowave.com

Environmental Specifications

Environmental Specification Notes:
FM9852B/2F-15

Compliance Certifications (see [product page](#) for current document)

Plotted and Other Data

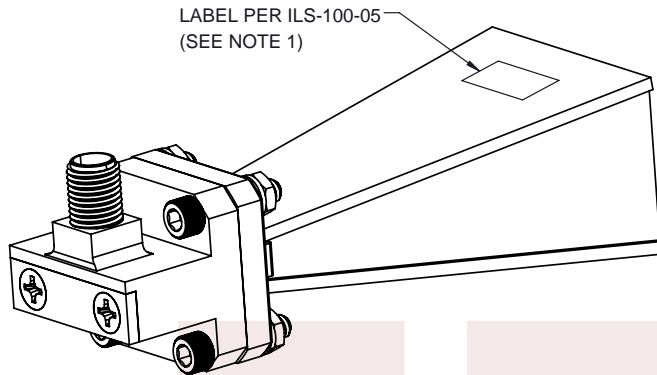
2 Dimensional OML Drawing FM9852B/2F-15
Notes:

WR-42 Standard Gain Horn with 2.92mm Female Input and 15 dB Typical Gain Operating Within 18 GHz to 26.5 GHz Frequency Range from Fairview Microwave is in-stock and available to ship same-day. All of our RF/microwave products are available off-the-shelf from our ISO 9001:2008 certified facilities in Lewisville, Texas. Fairview Microwave is RF on-demand.

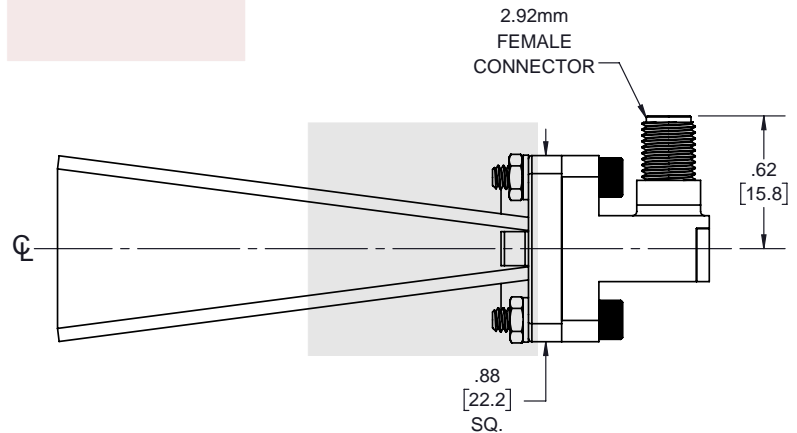
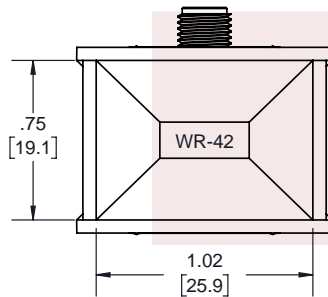
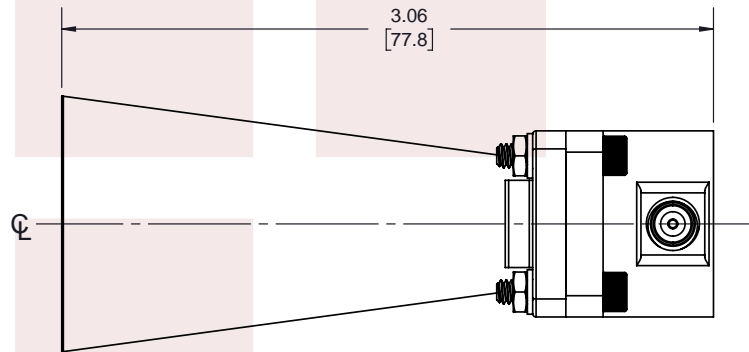
For additional information on this product, please click the following link: [WR-42 Standard Gain Horn with 2.92mm Female Input and 15 dB Typical Gain Operating Within 18 GHz to 26.5 GHz Frequency Range FM9852B/2F-15](#)

URL: <https://www.fairviewmicrowave.com/wr-42-standard-gain-horn-15-db-2.92mm-fm9852b-2f-15-p.aspx>

The information contained in this document is accurate to the best of our knowledge and representative of the part described herein. It may be necessary to make modifications to the part and/or the documentation of the part, in order to implement improvements. Fairview Microwave reserves the right to make such changes as required. Unless otherwise stated, all specifications are nominal. Fairview Microwave does not make any representation or warranty regarding the suitability of the part described herein for any particular purpose, and Fairview Microwave does not assume any liability arising out of the use of any part or documentation.



REVISIONS			
REV.	DESCRIPTION	DATE	APPROVED
A	INITIAL RELEASE	11/16/2020	KHIETPAS



NOTES:

1. LABEL PER ILS-100-05 (FOR INTERNAL REFERENCE ONLY)
LABEL LOCATION FOR REFERENCE ONLY

THESE COMMODITIES, TECHNOLOGY OR SOFTWARE WERE EXPORTED FROM THE UNITED STATES IN ACCORDANCE WITH THE EXPORT ADMINISTRATION REGULATIONS. DIVERSION CONTRARY TO U.S. LAW PROHIBITED.

TITLE

WR-42 Standard Gain Horn with 2.92mm Female Input and 15 dB Typical Gain Operating Within 18 GHz to 26.5 GHz Frequency Range

UNLESS OTHERWISE SPECIFIED LEADING DIMENSIONS ARE INCHES
DIMENSIONS IN [] ARE MILLIMETERS

TOLERANCES:

X = ±.2 [5.08] FRACTIONS
.XX = ±.02 [.51] ± 1/32
.XXX = ±.005 [.13] ANGLES ± 1°

CABLE LENGTH (L) TOLERANCES:

L ≤ 12 [305] = +1 [25] / -0
12 [305] < L ≤ 60 [1524] = +2 [51] / -0
60 [1524] < L ≤ 120 [3048] = +4 [102] / -0
120 [3048] < L ≤ 300 [7620] = +6 [152] / -0
300 [7620] < L = +5%L / -0

THIRD-ANGLE PROJECTION



THE INFORMATION AND DESIGN IN THIS DOCUMENT IS THE PROPERTY OF FAIRVIEW MICROWAVE CORPORATION. ALL RIGHTS RESERVED.

SHEET 1 OF 1

SCALE N/A

ALL DIMENSIONS SHOWN ARE FOR REFERENCE ONLY.

SIZE A	CAGE CODE 3FKR5	DRAWN BY BPUCHASKI	ITEM NO. FM9852B/2F-15	REV A
-----------	--------------------	-----------------------	---------------------------	----------

T-Rev.D