

## 0 to 63 dB Programmable USB Controlled Step Attenuator with a 1 dB Step SMA Female to SMA Female from 200 MHz to 8 GHz

The FMAT8010 is a 7 Bit USB Controlled Solid State Programmable Attenuator which operates over a broadband frequency range of 200 MHz to 8000 MHz. The 50 ohm solid state design supports a USB interface and MS .NET 4.0+ framework. A downloadable USB test software manual is available. The FMAT8010 has an attenuation range that covers 0 to 63 dB in 0.5 dB steps. Attenuation steps are 0.5, 1, 2, 4, 8, 16, and 32 dB. Insertion loss is 3 dB typical with a maximum RF input power of +25 dBm. Additional typical performance includes +/- 0.5 dB attenuation accuracy, and switching speed of 0.35 microseconds. Operational temperature range is -40°C to +85°C, and the DC supply is +5 Vdc @ 2 mA nominal. The compact and rugged package design supports SMA female RF input/output connectors, and a USB Mini-B connector for DC and TTL controls. A 6' USB A to USB Mini-B cable is included.

### Electrical Specifications (Values at 25°C, sea level)

Description	Min	Typ	Max	Unit
Frequency Range	0.2		8	GHz
Impedance		50		Ohms
Mean Attenuation Range	0		63	dB
Insertion Loss		3	4.2	dB
VSWR		1.4:1	1.6:1	
DC Voltage		+5		Vdc
DC Current		2		mA
Accuracy of Attenuation				dB
0.5 dB to 6.5 dB		±0.25		dB
7 dB to 14.5 dB		±0.5		dB
15 dB to 63 dB		±1		dB
Step Size	1			dB
Switching Time		350	1,000	ns
RF Input Power (Operating- Input Side)			24	dBm
RF Input Power (Operating-Output Side)			15	dBm
RF Input Power (No Damage- Input Side)			25	dBm
RF Input Power (No Damage-Output Side)			16	dBm

### Performance by Frequency

Description	F1	F2	F3	F4	F5	Units
Freq. Range	0.2-0.2	0.2-8				GHz
Insertion Loss, Typ	2.1	3.7				dB

### Electrical Specification Notes:

0.5, 1, 2, 4, 8, 16, and 32 dB bit Attenuation Steps



### Features:

- USB Controlled 7 Bit Solid State Programmable Attenuator
- Frequency Range 200 MHz to 6 GHz
- Attenuation Range: 0 to 63 dB in 0.5 dB steps
- Attenuation Steps: 0.5, 1, 2, 4, 8, 16, and 32 dB
- Insertion Loss 3 dB typ
- Attenuation Accuracy +/- 0.5 dB typ
- Switching Speed 0.35 microseconds typ
- Max RF Input Power +33 dBm
- DC Voltage +5 Vdc
- DC Current 2 mA typ
- 50 Ohm Design
- -40°C to +85°C Operating Temperature
- SMA Female Connectors
- USB Mini-B connector for DC and TTL controls
- Rugged Mil Grade Package Design

### Applications:

- Military & Commercial Communication Systems
- Microwave Radio Systems
- Radar Systems
- Test & Measurement
- Research & Development
- RF Wideband Front Ends

Fairview Microwave  
301 Leora Ln., Suite 100  
Lewisville, TX 75056  
Tel: 1-800-715-4396 / (972) 649-6678  
Fax: (972) 649-6689  
[www.fairviewmicrowave.com](http://www.fairviewmicrowave.com)  
[sales@fairviewmicrowave.com](mailto:sales@fairviewmicrowave.com)

## Mechanical Specifications

### Size

Weight	0.35 lbs [158.76 g]
Connector 1	SMA Female
Connector 2	SMA Female

## Environmental Specifications

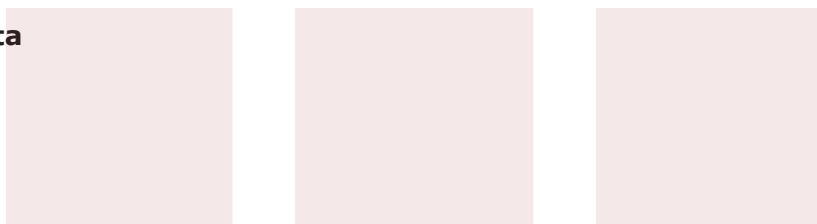
### Temperature

Operating Range	-40 to +85 deg C
-----------------	------------------

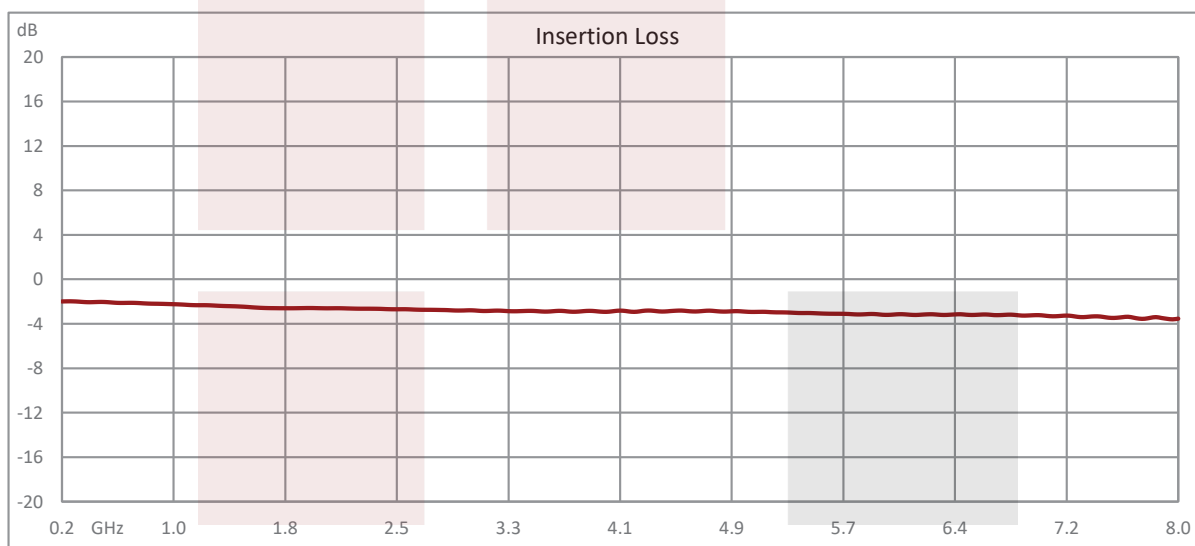
## Compliance Certifications (see [product page](#) for current document)

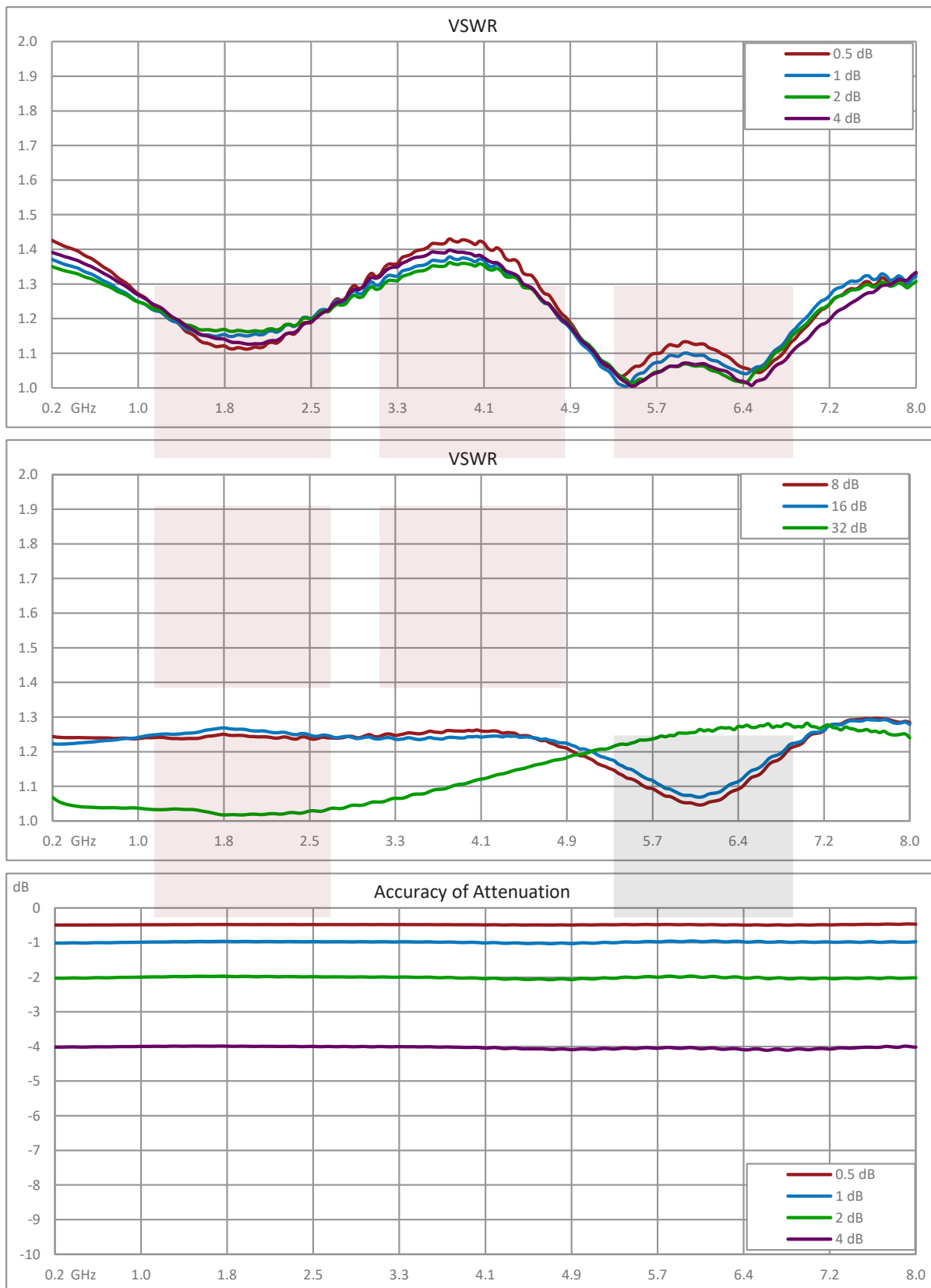
## Plotted and Other Data

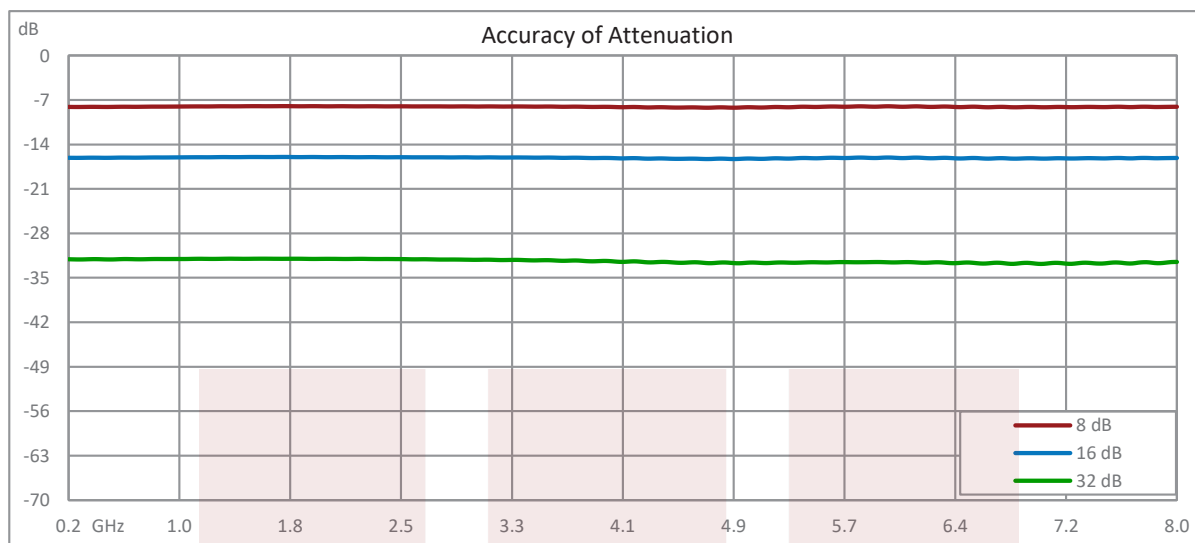
Notes:



## Typical Performance Data







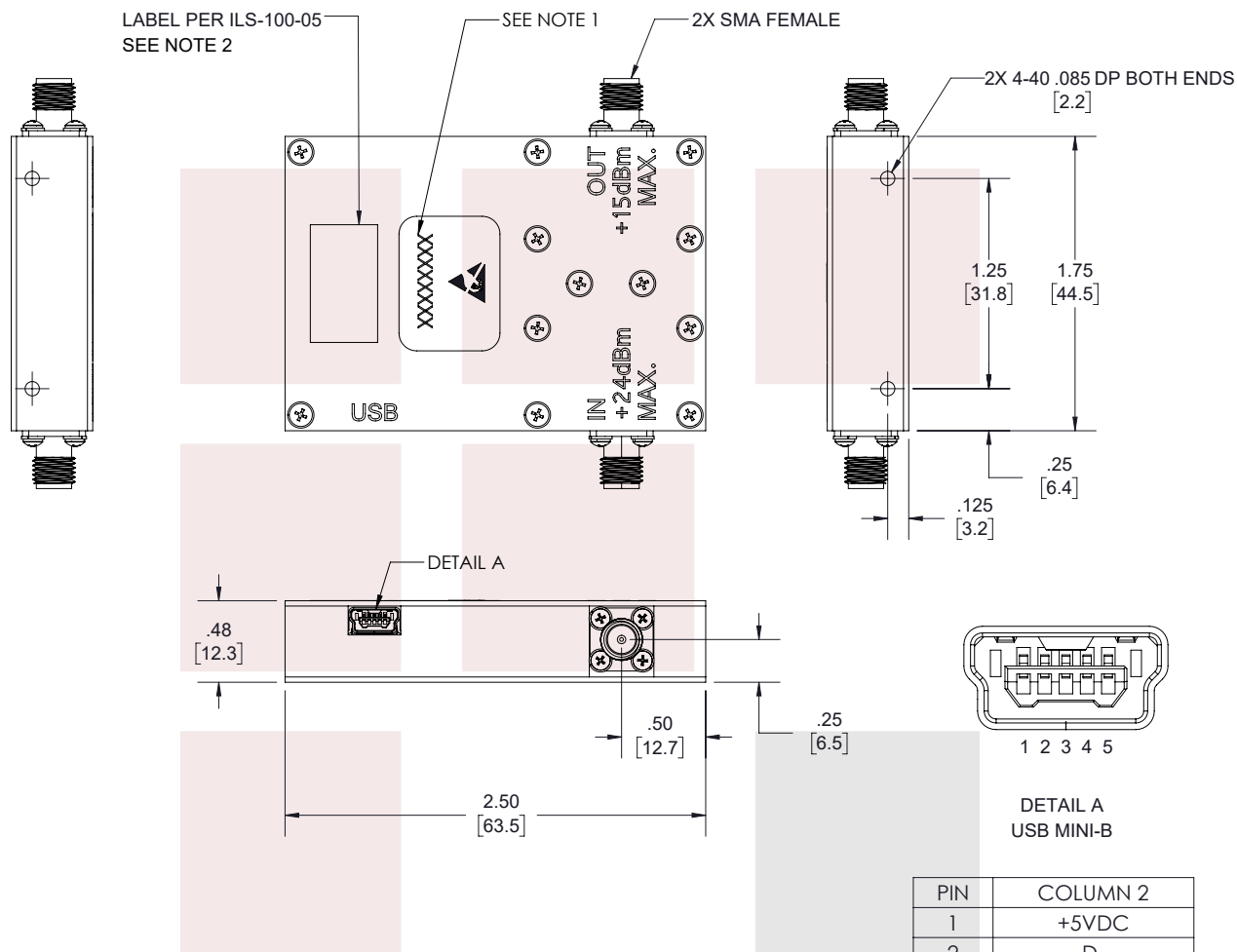
0 to 63 dB Programmable USB Controlled Step Attenuator with a 1 dB Step SMA Female to SMA Female from 200 MHz to 8 GHz from Fairview Microwave is in-stock and available to ship same-day. All of our RF/microwave products are available off-the-shelf from our ISO 9001:2008 certified facilities in Lewisville, Texas. Fairview Microwave is RF on-demand.

For additional information on this product, please click the following link: [0 to 63 dB Programmable USB Controlled Step Attenuator with a 1 dB Step SMA Female to SMA Female from 200 MHz to 8 GHz FMAT8010](https://www.fairviewmicrowave.com/0-to-63-db-programmable-usb-controlled-step-attenuator-with-a-1-db-step-sma-female-to-sma-female-from-200-mhz-to-8-ghz-fmat8010-p.aspx)

URL: <https://www.fairviewmicrowave.com/0-to-63-db-programmable-usb-controlled-step-attenuator-with-a-1-db-step-sma-female-to-sma-female-from-200-mhz-to-8-ghz-fmat8010-p.aspx>

The information contained in this document is accurate to the best of our knowledge and representative of the part described herein. It may be necessary to make modifications to the part and/or the documentation of the part, in order to implement improvements. Fairview Microwave reserves the right to make such changes as required. Unless otherwise stated, all specifications are nominal. Fairview Microwave does not make any representation or warranty regarding the suitability of the part described herein for any particular purpose, and Fairview Microwave does not assume any liability arising out of the use of any part or documentation.

REVISIONS			
REV.	DESCRIPTION	DATE	APPROVED
A	INITIAL RELEASE	14-08-2021	TGALLA



**NOTES:**

- SERIAL NUMBER AND DATE CODE ARE COMBINED. EX: 202008280001.
- LABEL PER ILS-100-05. FOR INTERNAL REFERENCE ONLY. LABEL LOCATION SHOULD BE SAME AS SHOWN.

THESE COMMODITIES, TECHNOLOGY OR SOFTWARE WERE EXPORTED FROM THE UNITED STATES IN ACCORDANCE WITH THE EXPORT ADMINISTRATION REGULATIONS. DIVERSION CONTRARY TO U.S. LAW PROHIBITED.

TITLE

0 to 63 dB Programmable USB Controlled Step Attenuator with a 1 dB Step SMA Female to SMA Female from 200 MHz to 8 GHz

UNLESS OTHERWISE SPECIFIED LEADING DIMENSIONS ARE INCHES  
DIMENSIONS IN [ ] ARE MILLIMETERS

**TOLERANCES:**

.X = ±.2 [5.08] FRACTIONS  
.XX = ±.02 [.51] ± 1/32  
XXX = ±.005 [.13] ANGLES ± 1°

**CABLE LENGTH (L) TOLERANCES:**

L ≤ 12 [305] = +1 [25] / -0  
12 [305] < L ≤ 60 [1524] = +2 [51] / -0  
60 [1524] < L ≤ 120 [3048] = +4 [102] / -0  
120 [3048] < L ≤ 300 [7620] = +6 [152] / -0  
300 [7620] < L = +5%L / -0

ALL DIMENSIONS SHOWN ARE FOR REFERENCE ONLY.

**THIRD-ANGLE PROJECTION**



THE INFORMATION AND DESIGN IN THIS DOCUMENT IS THE PROPERTY OF FAIRVIEW MICROWAVE CORPORATION. ALL RIGHTS RESERVED.

SHEET 1 OF 1

SCALE N/A

SIZE	CAGE CODE	DRAWN BY	ITEM NO.	REV
A	3FKR5	MVEERAPPAN	FMAT8010	A

T-Rev.D