

Lens Horn Waveguide Antenna, WR-15, 55 GHz to 65 GHz, UG-385/U Round Cover Flange, 37 dBi Nominal Gain

Waveguide horn lens antennas are used in a wide variety of applications due to their high power handling capability, low loss, high directivity, and near constant electrical performance across a broad bandwidth. Fairview Microwave's FMWAN1076 WR-15 waveguide horn lens antenna operating from 60 GHz center frequency with a nominal 37 dBi gain is part of our full line of RF components available for same-day shipping. This Fairview Microwave circular horn antenna has a precision tolerance UG-385/U round cover flange. The FMWAN1076 WR-15 waveguide horn lens antenna offers low gain variation across its operating frequency range.

Configuration

Design
Pattern
Polarization

WR-15 Lens Horn
Directional
Linear

Electrical Specifications

Description	Min	Typ	Max	Units
Frequency Range	55		65	GHz
Nominal Gain		37		dBi
Horizontal 3dB Beam Width		2		Deg
Vertical 3dB Beam Width		2		Deg
VSWR		1.5:1		

Mechanical Specifications

Size

Length 10.36 in [263.14 mm]
Width/Diameter 7.5 in [190.5 mm]
Height 7.5 in [190.5 mm]
Weight 1.934 lbs [877.25 g]

Waveguide Interface

Waveguide Size WR-15
Flange Type Round Cover
Flange Designation UG-385/U
Body Material and Plating HDPE



Features:

- Circular Waveguide Interface
- 60 GHz center frequency
- 37 dBi Nominal Gain
- UG-385/U Round Cover Flange

Applications:

- Antenna Measurements
- Wireless Communication
- Laboratory Use
- Microwave Radio Systems

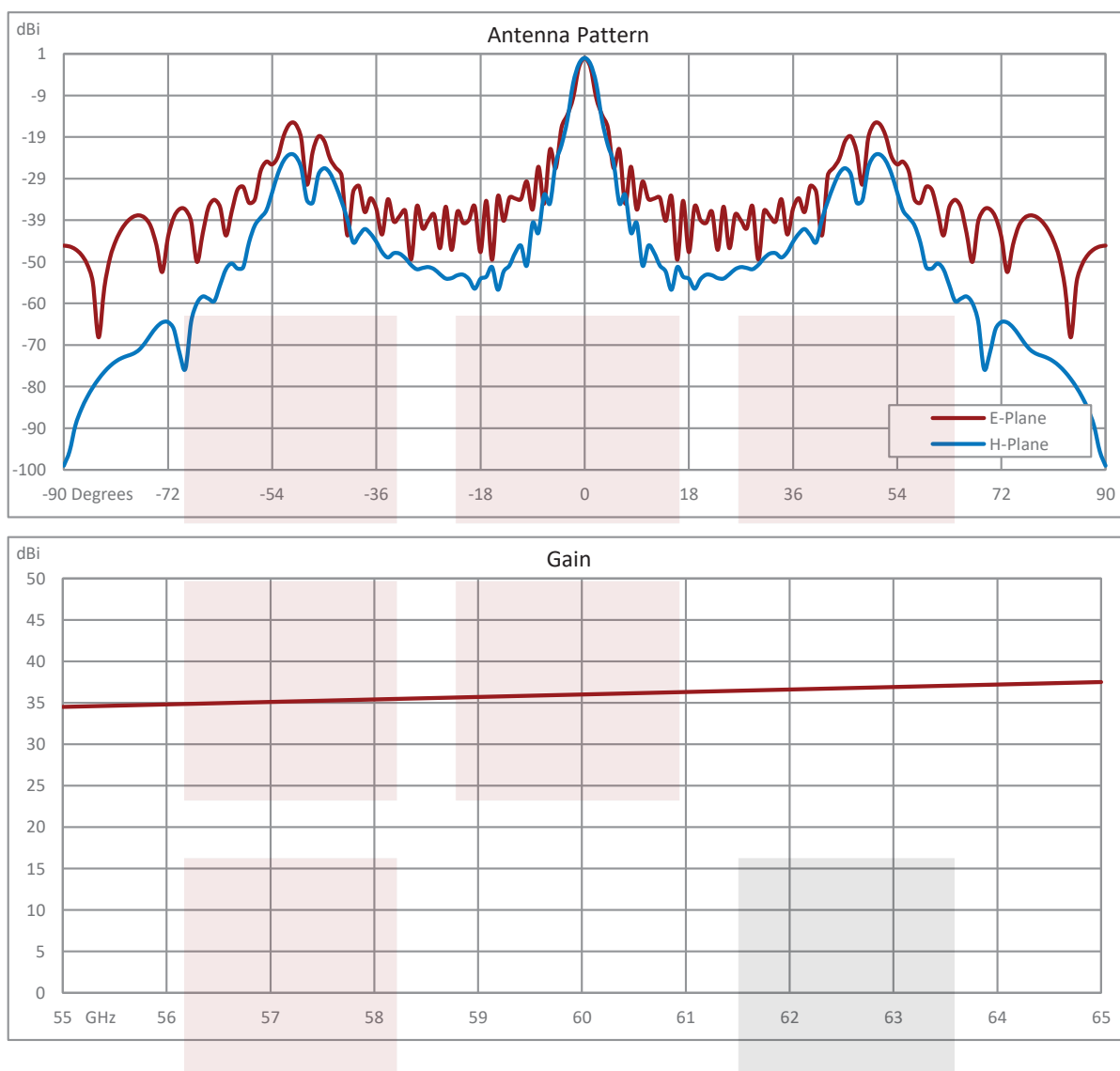
Compliance Certifications (see [product page](#) for current document)

Plotted and Other Data

Notes:

Fairview Microwave
301 Leora Ln., Suite 100
Lewisville, TX 75056
Tel: 1-800-715-4396 / (972) 649-6678
Fax: (972) 649-6689
www.fairviewmicrowave.com
sales@fairviewmicrowave.com

Typical Performance Data

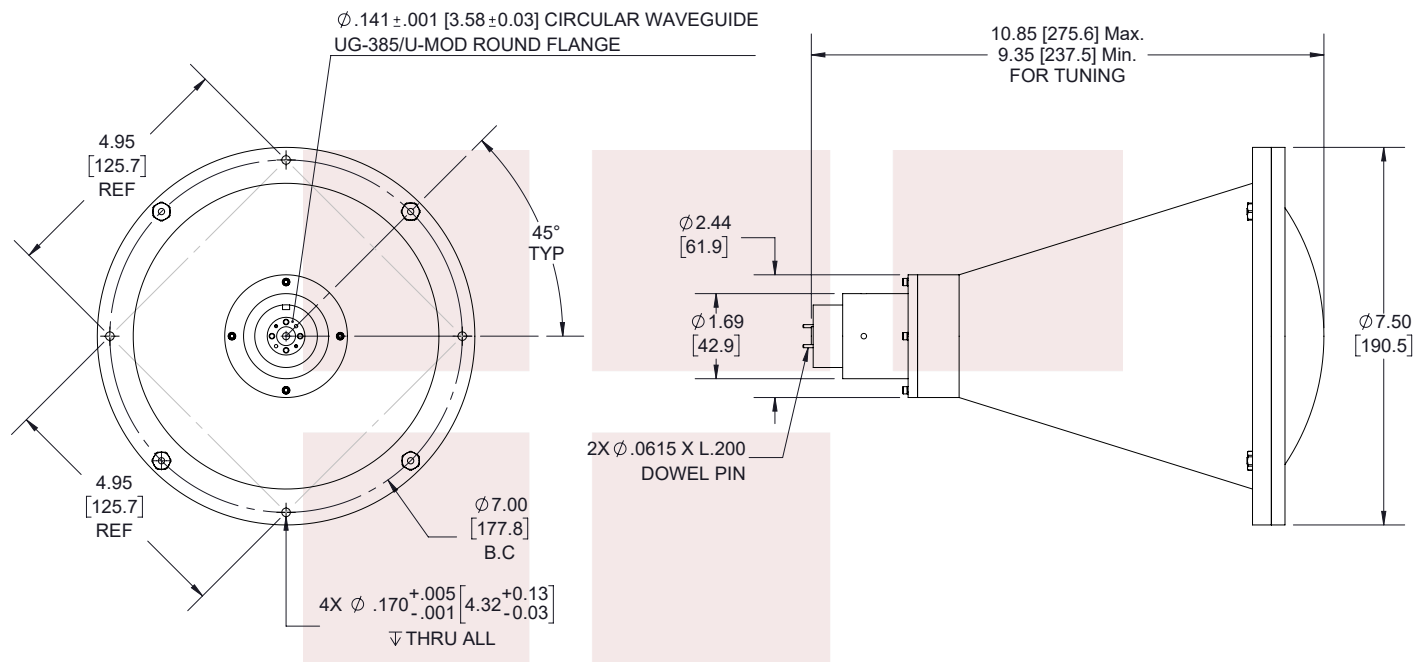


Lens Horn Waveguide Antenna, WR-15, 55 GHz to 65 GHz, UG-385/U Round Cover Flange, 37 dBi Nominal Gain from Fairview Microwave is in-stock and available to ship same-day. All of our RF/microwave products are available off-the-shelf from our ISO 9001:2008 certified facilities in Allen, Texas. Fairview Microwave is RF on-demand.

For additional information on this product, please click the following link: [Lens Horn Waveguide Antenna, WR-15, 55 GHz to 65 GHz, UG-385/U Round Cover Flange, 37 dBi Nominal Gain FMWAN1076](https://www.fairviewmicrowave.com/wr-15-waveguide-standard-gain-horn-37-dbi-ug-385-fmwan1076-p.aspx)

URL: <https://www.fairviewmicrowave.com/wr-15-waveguide-standard-gain-horn-37-dbi-ug-385-fmwan1076-p.aspx>

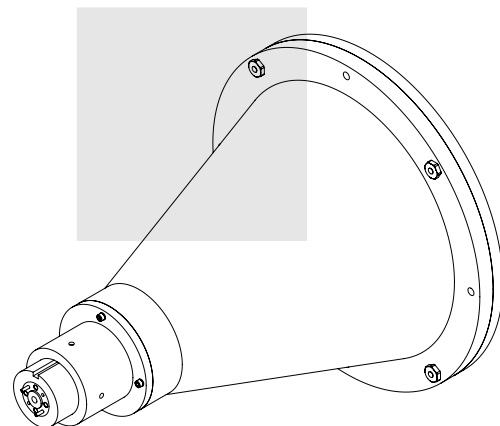
The information contained in this document is accurate to the best of our knowledge and representative of the part described herein. It may be necessary to make modifications to the part and/or the documentation of the part, in order to implement improvements. Fairview Microwave reserves the right to make such changes as required. Unless otherwise stated, all specifications are nominal. Fairview Microwave does not make any representation or warranty regarding the suitability of the part described herein for any particular purpose, and Fairview Microwave does not assume any liability arising out of the use of any part or documentation.



STANDARD TOLERANCES

.X ± 0.2
.XX ± 0.01
.XXX ± 0.005

*STANDARD TOLERANCES APPLY
ONLY TO DIMENSIONS IN INCHES



NOTES:
1. UNLESS OTHERWISE SPECIFIED ALL DIMENSIONS ARE NOMINAL.
2. ALL SPECIFICATIONS ARE SUBJECT TO CHANGE WITHOUT NOTICE AT ANY TIME.
3. DIMENSIONS ARE IN INCHES [mm].

TITLE Lens Horn Waveguide Antenna, WR-15, 55 GHz to 65 GHz, UG-385/U Round Cover Flange, 37 dBi Nominal Gain	DWG NO FMWAN1076		CAGE CODE 3FKR5	
	CAD FILE 02/22/19	SHEET 1 OF 1	SCALE N/A	SIZE A 7361