

WR-28 Waveguide Pressurizing Section 4.25 Inch Length With UG-599/U Square Cover Flange from 26.5 GHz to 40 GHz

The FMWSP1001 is a pressurizing section for WR-28 waveguides with UG-599/U Square Cover flanges. The pressure section has a pressure gauge to monitor the internal pressure. The pressure gauge will read up to 15 PSI. It also has a pressure inlet valve which is a Schrader 1/8-27 NPTF with protective metal cap. The FMWSP1001 is part of a family of pressure inlets with pressure gauges. Used with Fairview Microwave's gasket kits it allows for waveguide systems to be pressurized with air or other gasses. These are quality built units with VSWR of 1.08:1 or less.



Features:

- Pressurizing Waveguide Section
- 0-15 PSI Pressure Gauge
- 26.5 GHz to 40 GHz Frequency Range
- UG-599/U Square Cover Flange
- Waveguide Body made of Bronze with Brass Flanges
- Low VSWR

Electrical Specifications*

Description	Min	Typ	Max	Units
Frequency Range	26.5		40	GHz
VSWR		1.09:1		

* Values at 25°C, sea level

Mechanical Specifications

Waveguide Size WR-28
Waveguide Design Standard
Section Length 4.25 in [107.95 mm]

Flange 1

Flange Type Square Cover
Flange Designation UG-599/U

Waveguide

Interface WR-28
Material Bronze

Flange 2

Flange Type Square Cover
Flange Designation UG-599/U

Compliance Certifications (see [product page](#) for current document)

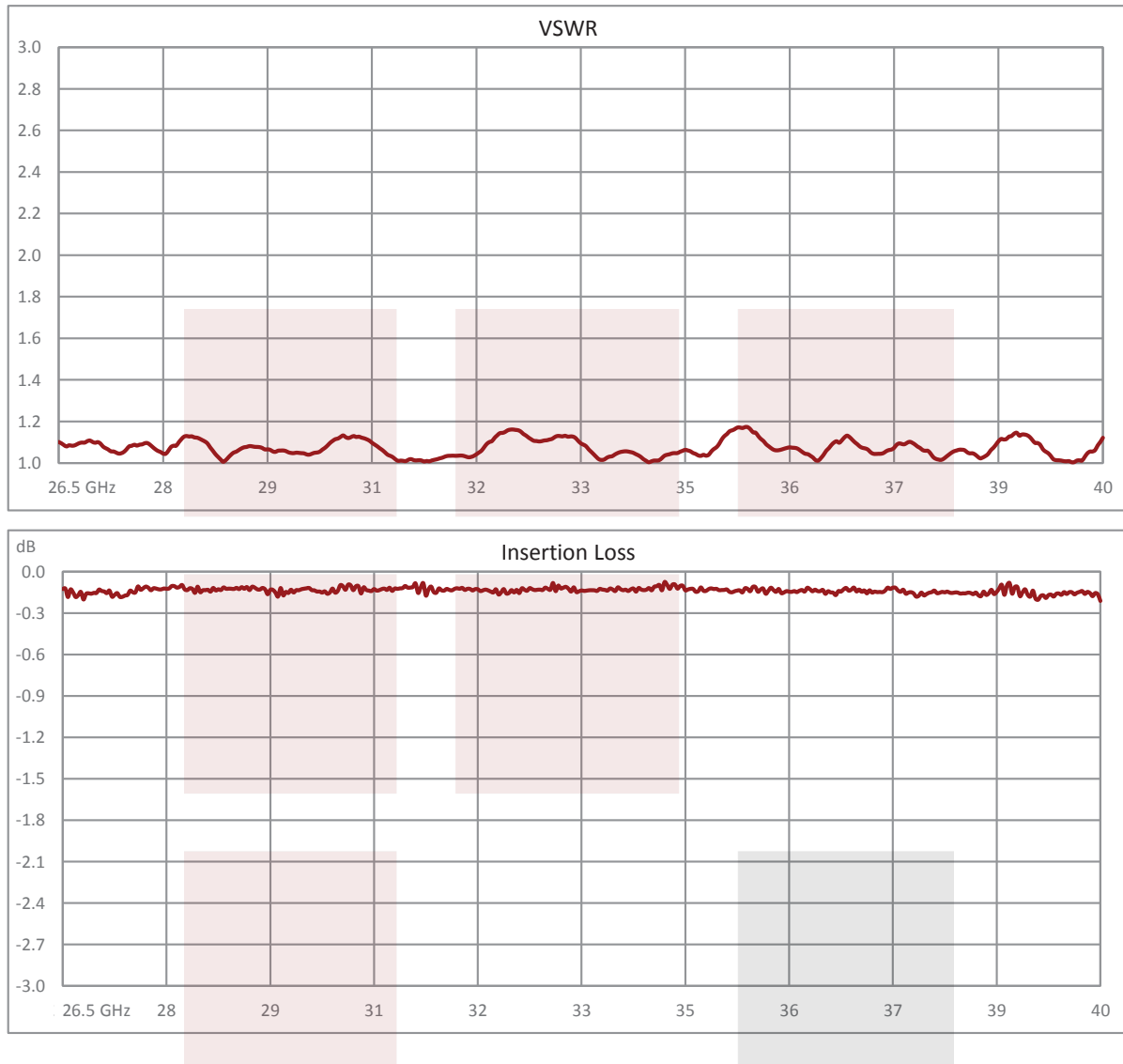
Plotted and Other Data

Notes:

- Values at 25 °C, sea level

Fairview Microwave
1130 Junction Dr. #100
Allen, TX 75013
Tel: 1-800-715-4396 / (972) 649-6678
Fax: (972) 649-6689
www.fairviewmicrowave.com
sales@fairviewmicrowave.com

Typical Performance Data

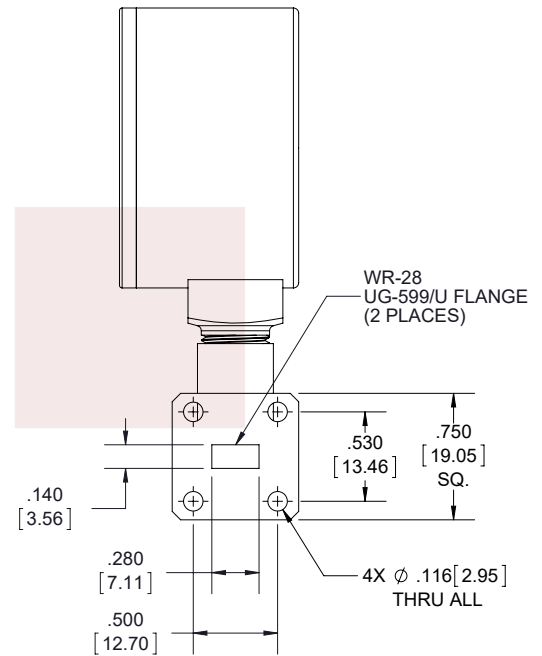
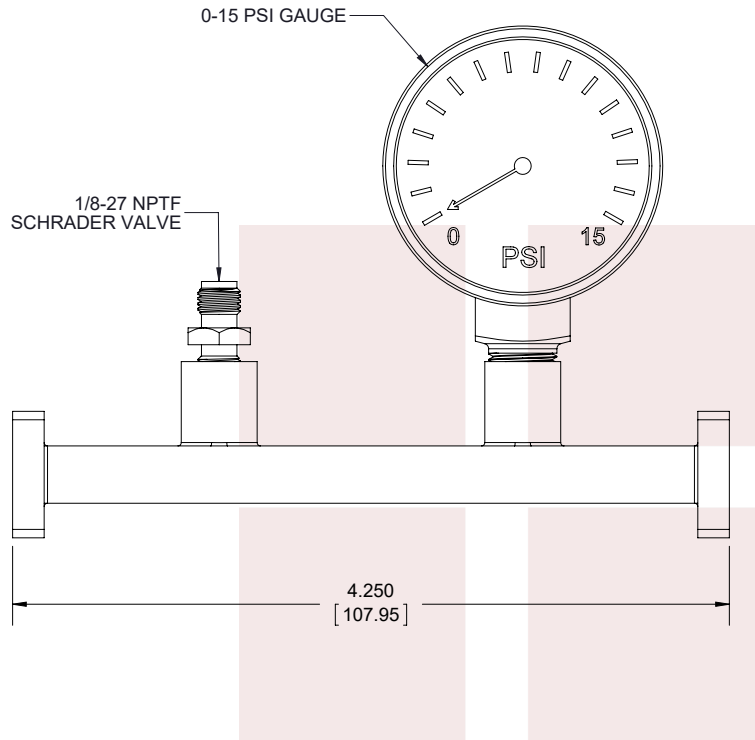


WR-28 Waveguide Pressurizing Section 4.25 Inch Length With UG-599/U Square Cover Flange from 26.5 GHz to 40 GHz from Fairview Microwave is in-stock and available to ship same-day. All of our RF/microwave products are available off-the-shelf from our ISO 9001:2008 certified facilities in Allen, Texas. Fairview Microwave is RF on-demand.

For additional information on this product, please click the following link: [WR-28 Waveguide Pressurizing Section 4.25 Inch Length With UG-599/U Square Cover Flange from 26.5 GHz to 40 GHz FMWSP1001](https://www.fairviewmicrowave.com/wr-28-waveguide-section-straight-ug599-square-standard-fmwsp1001-p.aspx)

URL: <https://www.fairviewmicrowave.com/wr-28-waveguide-section-straight-ug599-square-standard-fmwsp1001-p.aspx>

The information contained in this document is accurate to the best of our knowledge and representative of the part described herein. It may be necessary to make modifications to the part and/or the documentation of the part, in order to implement improvements. Fairview Microwave reserves the right to make such changes as required. Unless otherwise stated, all specifications are nominal. Fairview Microwave does not make any representation or warranty regarding the suitability of the part described herein for any particular purpose, and Fairview Microwave does not assume any liability arising out of the use of any part or documentation.



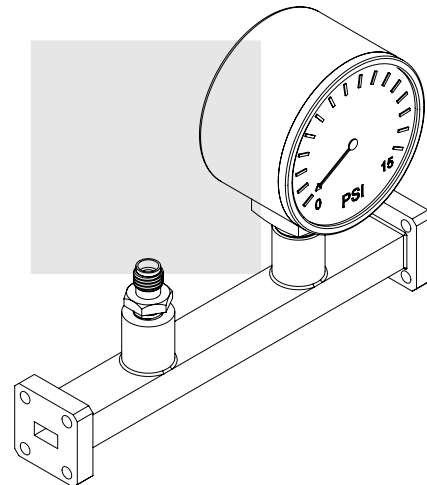
FM LABEL

FMWSP1001
XXXX
www.FAIRVIEWMICROWAVE.com

STANDARD TOLERANCES

.X ±0.2
.XX ±0.01
.XXX ±0.005

*STANDARD TOLERANCES APPLY
ONLY TO DIMENSIONS IN INCHES



FAIRVIEW MICROWAVE INC.

ALLEN, TX 75013 WWW.FAIRVIEWMICROWAVE.COM

NOTES:

1. UNLESS OTHERWISE SPECIFIED ALL DIMENSIONS ARE NOMINAL.
2. ALL SPECIFICATIONS ARE SUBJECT TO CHANGE WITHOUT NOTICE AT ANY TIME.
3. DIMENSIONS ARE IN INCHES [mm].

TITLE

WR-28 Waveguide Pressurizing Section 4.25 Inch
Length With UG-599/U Square Cover Flange from
26.5 GHz to 40 GHz

DWG NO

FMWSP1001

CAGE CODE

3FKR5

CAD FILE 062117

SHEET

1 OF 1

SCALE N/A

SIZE A

9999