

WR-42 Waveguide Standard Gain Horn Antenna

Operating from 18 GHz to 26.5 GHz with a
Nominal 15 dB Gain 2.92mm Female Input

Technical Data Sheet

PE9852B/2F-15

Features

- WR-42 Rectangular Waveguide Interface
- 18 GHz to 26.5 GHz
- 15 dBi Nominal Gain
- 2.92mm Female Connector

Applications

- Antenna Measurements
- Laboratory Use
- Wireless Communication
- Microwave Radio Systems

Description

The Proline series PE9852B/2F-15 standard gain horn antenna (also known as waveguide horn) from Pasternack is part of our huge selection of waveguide antennas. This Pasternack standard gain horn antenna is manufactured with a WR-42 input and a waveguide to coaxial transition adapter. Our WR-42 standard gain horn antenna has a nominal gain of 15 dBi. This WR-42 standard gain horn has a 2.92mm waveguide to coax transition adapter that is female gender.

The Pasternack 15 dBi WR-42 horn antenna operates from 18 GHz to 26.5 GHz. The WR-42 PE9852B/2F-15 waveguide horn is US made and TAA compliant. It is part of over 40,000 RF, microwave and millimeter wave components available from Pasternack. Waveguide standard gain horn antennas, such as the PE9852B/2F-15, are used in a wide variety of applications due to their high power handling capability, low loss, high directivity, and near constant electrical performance. Pasternack's 2.92mm female WR-42 standard gain horns are available in 10, 15 and 20 dBi models with pyramidal shape and rectangular input. Our WR-42 standard gain horn Proline antennas with 2.92mm female interface can ship worldwide the same day as it is purchased as with our other available RF parts.

Configuration

Design	WR-42 Standard Gain Horn
Pattern	Directional
Polarization	Linear
Coaxial Interface	2.92mm Female

Electrical Specifications

Description	Minimum	Typical	Maximum	Units
Frequency Range	18		26.5	GHz
Impedance		50		Ohms
Waveguide Standard Gain Horn				
Gain		15		dB
Horizontal Half Power Beam Width		31.3		Degrees
Vertical Half Power Beam Width		31.5		Degrees
Waveguide to Coaxial Adapter				
Input VSWR		1.4:1		

Click the following link (or enter part number in "SEARCH" on website) to obtain additional part information including price, inventory and certifications: [WR-42 Waveguide Standard Gain Horn Antenna Operating from 18 GHz to 26.5 GHz with a Nominal 15 dB Gain 2.92mm Female Input PE9852B/2F-15](#)



WR-42 Waveguide Standard Gain Horn Antenna
Operating from 18 GHz to 26.5 GHz with a
Nominal 15 dB Gain 2.92mm Female Input

Technical Data Sheet

PE9852B/2F-15

Mechanical Specifications

Size

Weight 0.085 lbs [38.56 g]

RF Connector

Type 2.92mm Female

Waveguide Interface

Waveguide Size WR-42
Body Material and Plating Aluminum

Environmental Specifications

Compliance Certifications (see [product page](#) for current document)

Plotted and Other Data

2 Dimensional OML Drawing PE9852B/2F-15
Notes:

WR-42 Waveguide Standard Gain Horn Antenna Operating from 18 GHz to 26.5 GHz with a Nominal 15 dB Gain 2.92mm Female Input from Pasternack Enterprises has same day shipment for domestic and International orders. Our RF, microwave and millimeter wave products maintain a 99.4% availability and are part of the broadest selection in the industry.

Click the following link (or enter part number in "SEARCH" on website) to obtain additional part information including price, inventory and certifications: [WR-42 Waveguide Standard Gain Horn Antenna Operating from 18 GHz to 26.5 GHz with a Nominal 15 dB Gain 2.92mm Female Input PE9852B/2F-15](#)

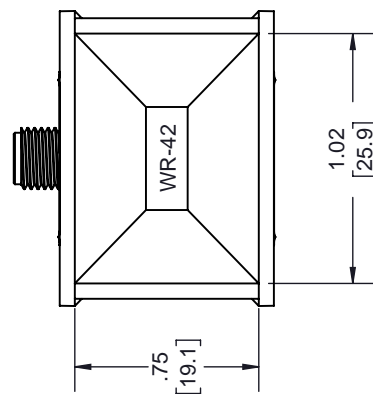
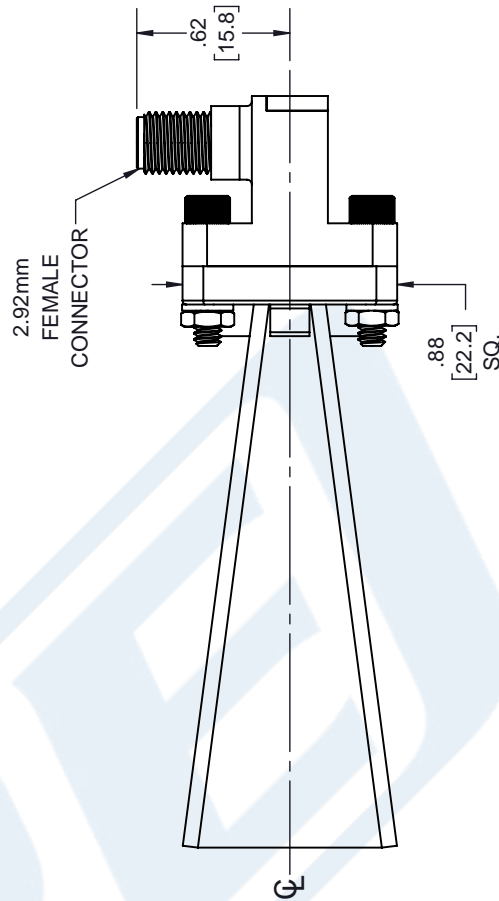
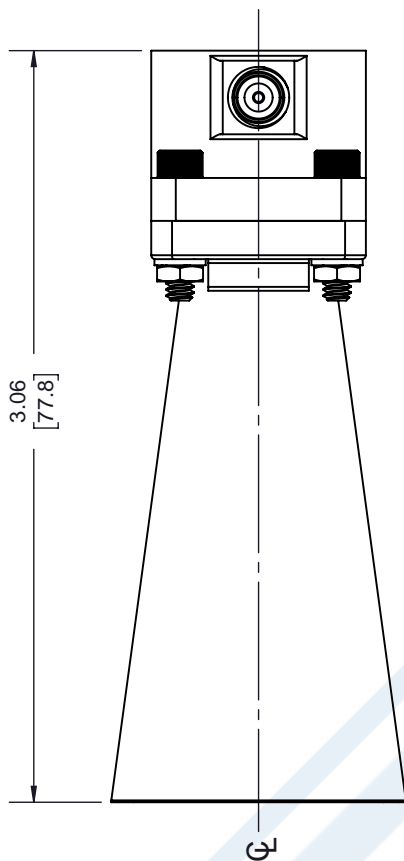
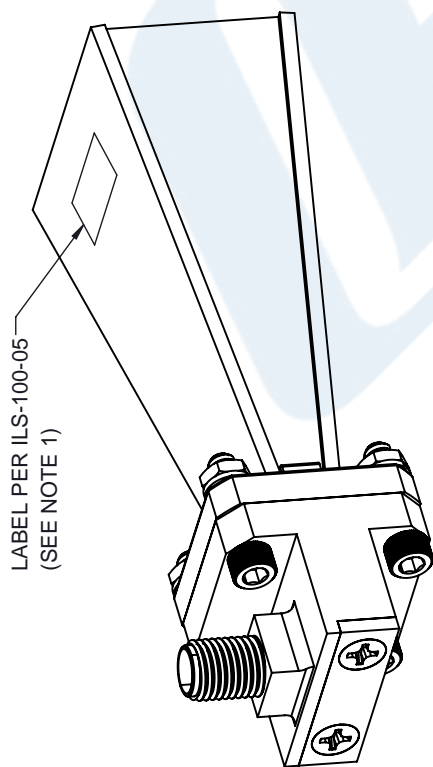
URL: <https://www.pasternack.com/wr-42-waveguide-standard-gain-horn-antenna-15-db-2.92mm-pe9852b-2f-15-p.aspx>

The information contained in this document is accurate to the best of our knowledge and representative of the part described herein. It may be necessary to make modifications to the part and/or the documentation of the part, in order to implement improvements. Pasternack reserves the right to make such changes as required. Unless otherwise stated, all specifications are nominal. Pasternack does not make any representation or warranty regarding the suitability of the part described herein for any particular purpose, and Pasternack does not assume any liability arising out of the use of any part or documentation.

PE9852B/2F-15 CAD Drawing

WR-42 Waveguide Standard Gain Horn Antenna Operating from 18 GHz to 26.5 GHz with a Nominal 15 dB Gain 2.92mm Female Input

REVISIONS			
REV.	DESCRIPTION	DATE	APPROVED
A	INITIAL RELEASE	11/16/2020	KHIETPAS



THIRD-ANGLE PROJECTION

THE INFORMATION AND DESIGN IN THIS DOCUMENT IS THE PROPERTY OF PASTERNAK CORPORATION ALL RIGHTS RESERVED.

SHEET 1 OF 1

SCALE N/A

PE PASTERNAK
an INFINITE brand

Pasternack Enterprises, Inc.
P.O.Box 16759, Irvine, CA 92623.
Phone: 1.949.261.1920 | 1.866.727.8376
Fax: 1.949.261.7451
Website: www.pasternack.com
E-mail: sales@pasternack.com

UNLESS OTHERWISE SPECIFIED LEADING DIMENSIONS ARE INCHES DIMENSIONS IN [] ARE MILLIMETERS

TOLERANCES:

.X = ±.2	[5.08]	FRACTIONS
.XX = ±.02	[.51]	±1/32
.XXX = ±.005	[.13]	ANGLES ±1°

CABLE LENGTH (L) TOLERANCES:

L ≤ 12 [305]	±.1 [25]	/ -0
12 [305] < L ≤ 60 [1524]	±.2 [51]	/ -0
60 [1524] < L ≤ 120 [3048]	±.4 [102]	/ -0
120 [3048] < L ≤ 300 [7620]	±.6 [152]	/ -0
300 [7620] < L	±.5% L	/ -0

ALL DIMENSIONS SHOWN ARE FOR REFERENCE ONLY.

SIZE A

CAGE CODE 53919

DRAWN BY BPUCHASKI

ITEM NO. PE9852B/2F-15

REV A

NOTES:
1. LABEL PER ILS-100-05 (FOR INTERNAL REFERENCE ONLY)
LABEL LOCATION FOR REFERENCE ONLY

THESE COMMODITIES, TECHNOLOGY OR SOFTWARE WERE EXPORTED FROM THE UNITED STATES IN ACCORDANCE WITH THE EXPORT ADMINISTRATION REGULATIONS. DIVERSION CONTRARY TO U.S. LAW PROHIBITED.