

Antenna

YF0002AA Datasheet

Antenna Services

Version: 1.3

Date: 2021-03-12

Status: Released



Build a Smarter World

Our aim is to provide customers with timely and comprehensive service. For any assistance, please contact our company headquarters:

Quectel Wireless Solutions Co., Ltd.

Building 5, Shanghai Business Park Phase III (Area B), No.1016 Tianlin Road, Minhang District, Shanghai 200233, China

Tel: +86 21 5108 6236

Email: info@quectel.com

Or our local office. For more information, please visit:

<http://www.quectel.com/support/sales.htm>.

For technical support, or to report documentation errors, please visit:

<http://www.quectel.com/support/technical.htm>

Or email to support@quectel.com.

General Notes

Quectel offers the information as a service to its customers. The information provided is based upon customers' requirements. Quectel makes every effort to ensure the quality of the information it makes available. Quectel does not make any warranty as to the information contained herein, and does not accept any liability for any injury, loss or damage of any kind incurred by use of or reliance upon the information. All information supplied herein is subject to change without prior notice.

Disclaimer

While Quectel has made efforts to ensure that the functions and features under development are free from errors, it is possible that these functions and features could contain errors, inaccuracies and omissions. Unless otherwise provided by valid agreement, Quectel makes no warranties of any kind, implied or express, with respect to the use of features and functions under development. To the maximum extent permitted by law, Quectel excludes all liability for any loss or damage suffered in connection with the use of the functions and features under development, regardless of whether such loss or damage may have been foreseeable.

Duty of Confidentiality

The Receiving Party shall keep confidential all documentation and information provided by Quectel, except when the specific permission has been granted by Quectel. The Receiving Party shall not access or use Quectel's documentation and information for any purpose except as expressly provided herein. Furthermore, the Receiving Party shall not disclose any of the Quectel's documentation and information to any third party without the prior written consent by Quectel. For any noncompliance to the above requirements, unauthorized use, or other illegal or malicious use of the documentation and information, Quectel will reserve the right to take legal action.

Copyright

The information contained here is proprietary technical information of Quectel. Transmitting, reproducing, disseminating and editing this document as well as using the content without permission are forbidden. Offenders will be held liable for payment of damages. All rights are reserved in the event of a patent grant or registration of a utility model or design.

Copyright © Quectel Wireless Solutions Co., Ltd. 2021. All rights reserved.

About the Document

Revision History

Version	Date	Author	Note
1.0	2020-06-08	Kenny YIN	First official release
1.1	2020-12-16	Kenny YIN	Updated the antenna image (Chapter 2).
1.2	2021-02-20	Kenny YIN	Changed the antenna image (Chapter 2).
1.3	2021-03-12	Kenny YIN	1. Added the installation method (Chapter 3); 2. Updated the drawing (Chapter 5).

Contents

About the Document.....	3
Contents	4
1 Product Description.....	5
2 Product Features	5
3 Product Specifications	6
4 Overall Performance.....	7
4.1. Test Environment	7
4.2. VSWR.....	8
4.3. Efficiency	9
4.4. Gain.....	10
4.5. Radiation Patterns.....	11
4.6. OTA	16
5 Product Size	17

1 Product Description

The antenna is designed for superior performance, and can be widely used for wireless applications.

We provide comprehensive antenna design support such as simulation, testing and manufacturing for custom antenna solutions to meet your specific application needs.

2 Product Features

- Cellular 5G MAIN
- High efficiency
- Excellent performance



3 Product Specifications

Electrical Specifications

Frequency Range (MHz)	700–960, 1710–2700, 3300–5000
Input Impedence	50 Ω
VSWR	≤ 5.0
Gain	≤ 3 dBi
Polarization Type	Linear

Mechanical Specifications

Antenna Size	60.1 mm × 12.25 mm × 10.1 mm
Casing	ABS
Operating Temperature	-40 °C to +75 °C
Radome Color	Black
Installation Method	M1.6 screw

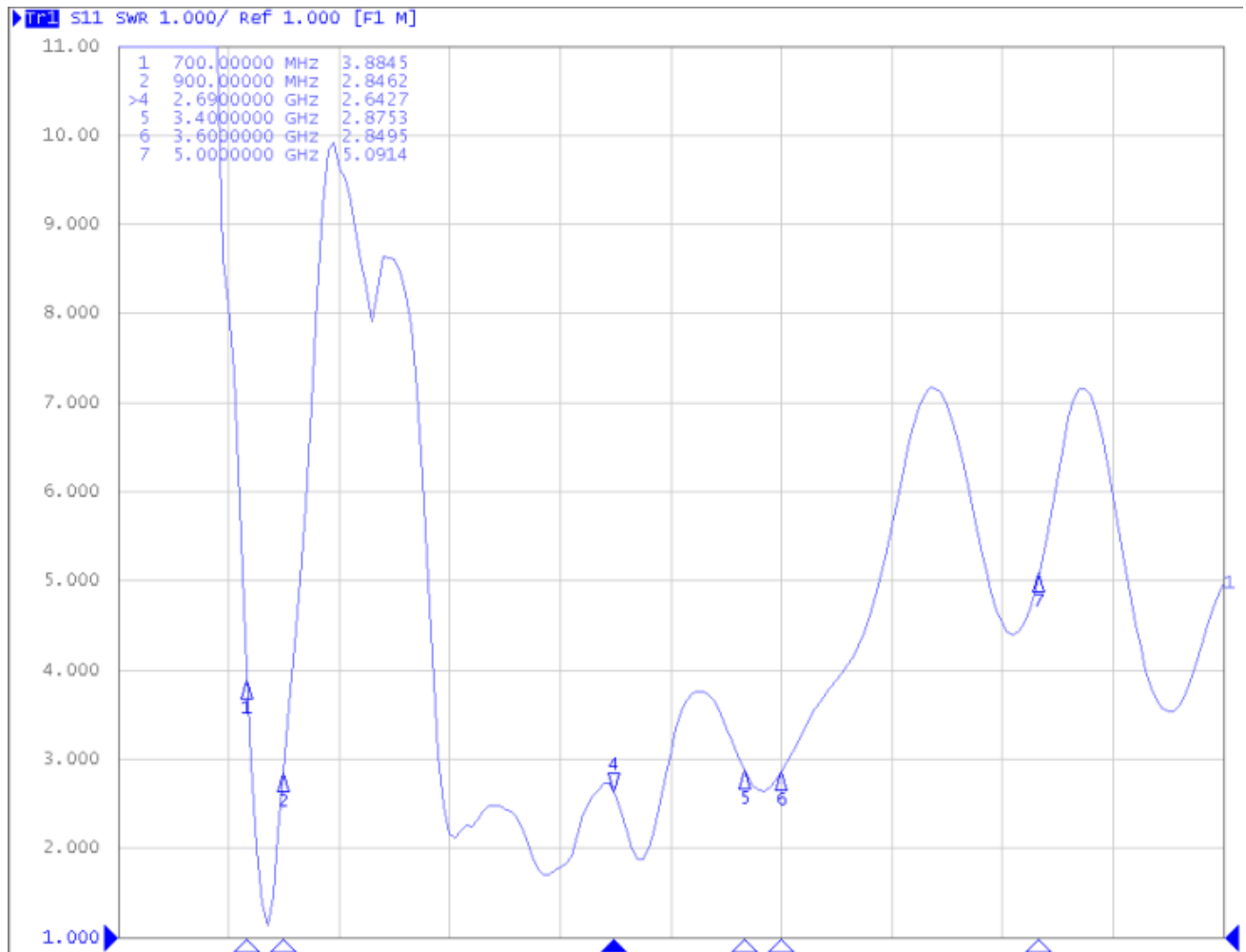
4 Overall Performance

4.1. Test Environment

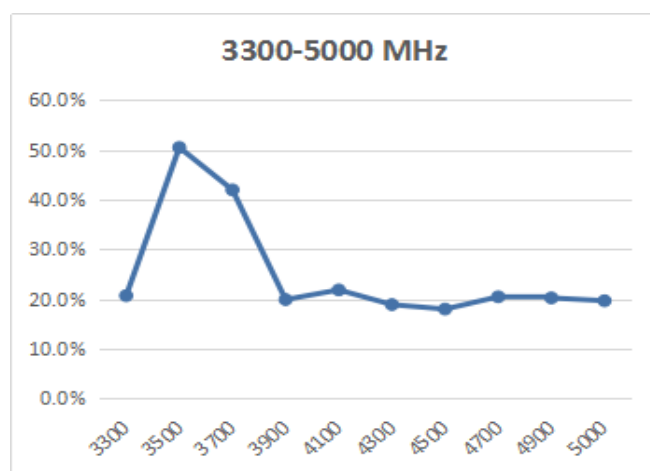
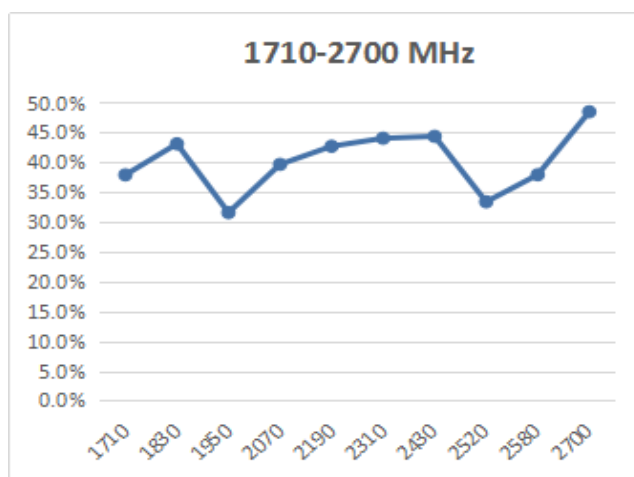
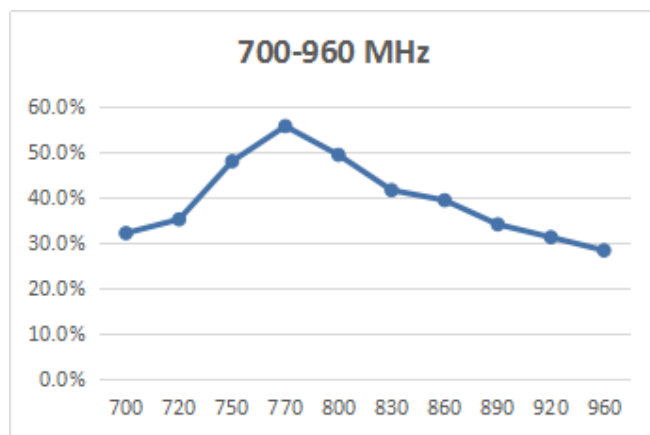
- KEYSIGHT VNA Network Analyzer E5063A 100 kHz – 6.5 GHz
- RayZone® 2800 Chamber 5G (FR1) SISO/MIMO, 400 MHz – 6.0 GHz



4.2. VSWR

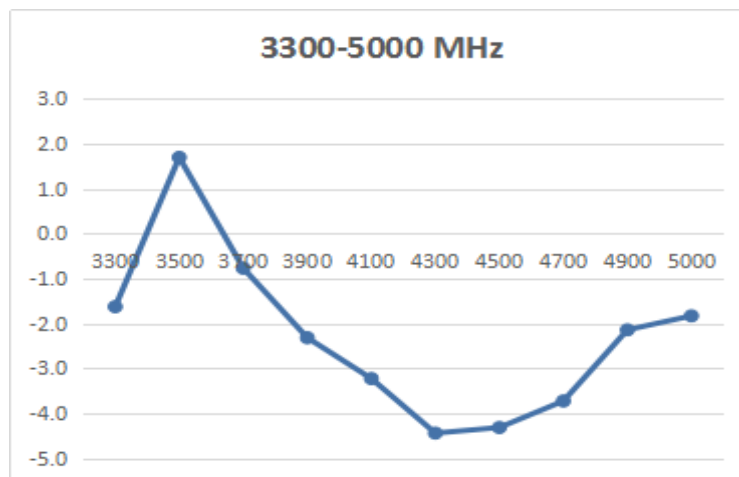
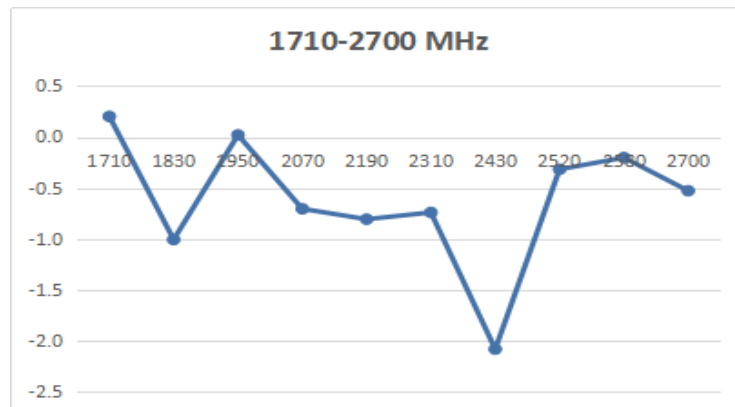
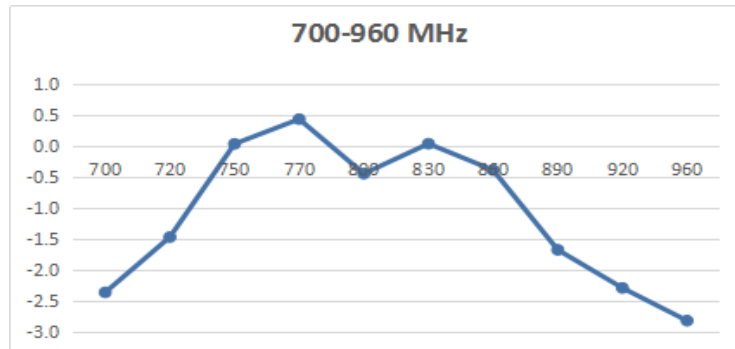


4.3. Efficiency



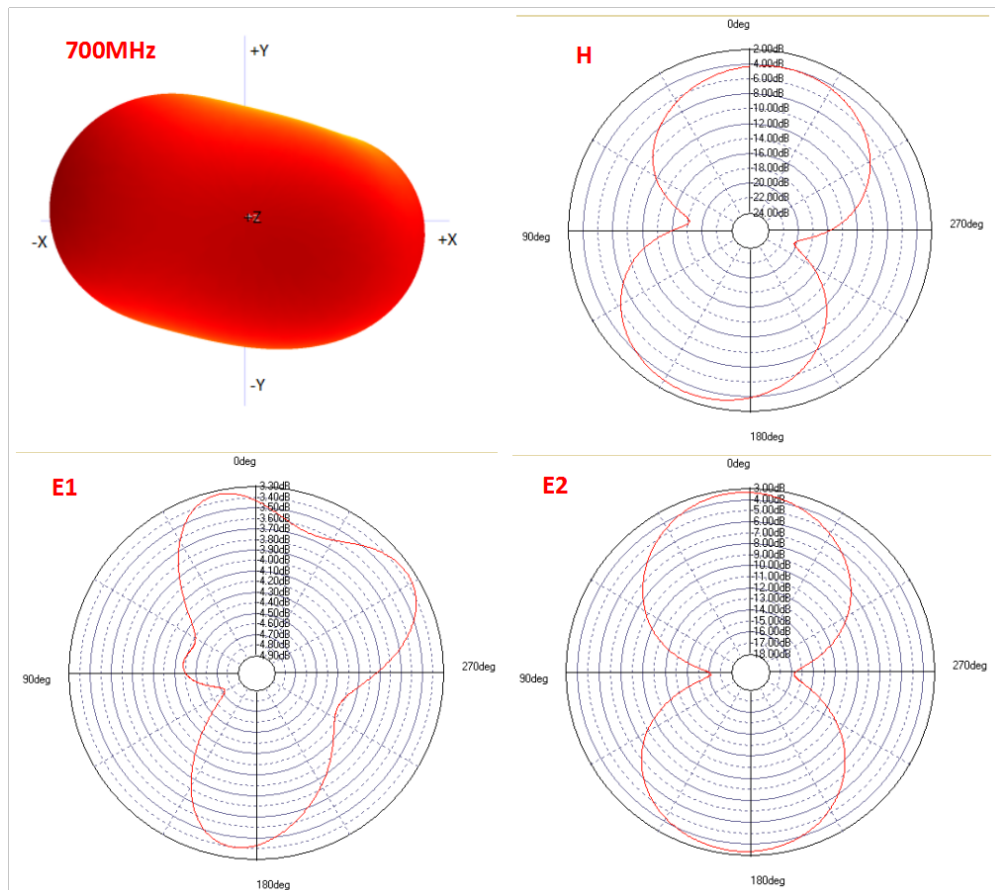
Frequency (MHz)	700	830	960	1710	2190	2700	3300	4100	5000
Efficiency (%)	32.3	41.7	28.4	37.9	42.7	48.5	20.7	21.9	19.7

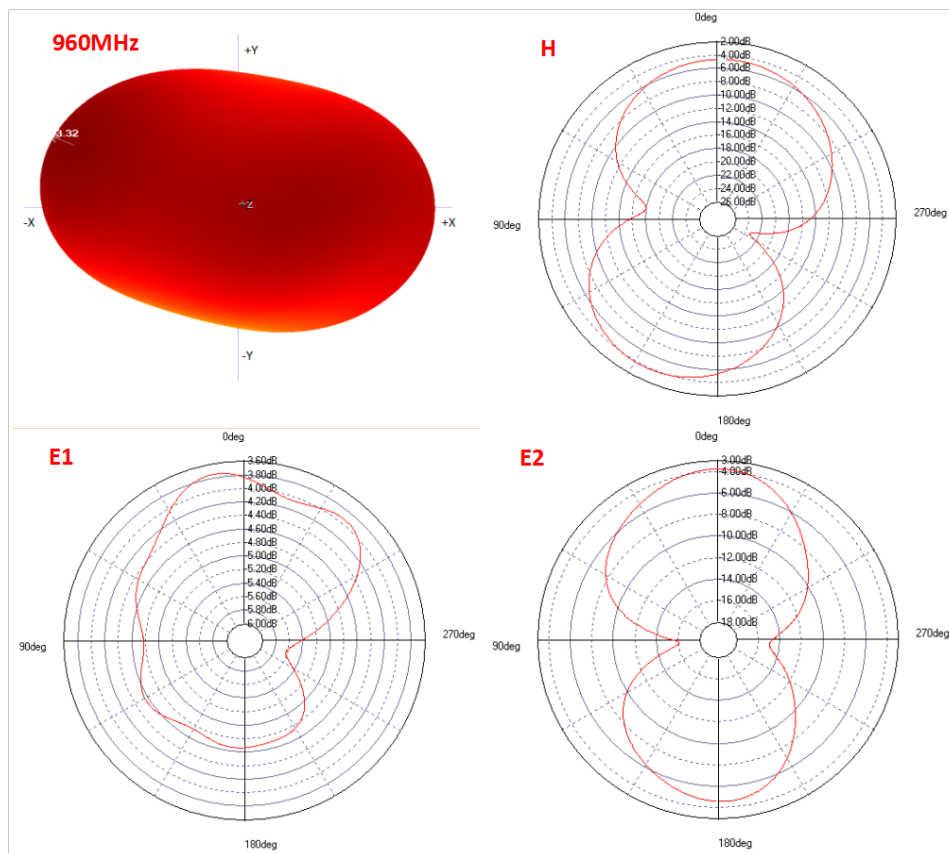
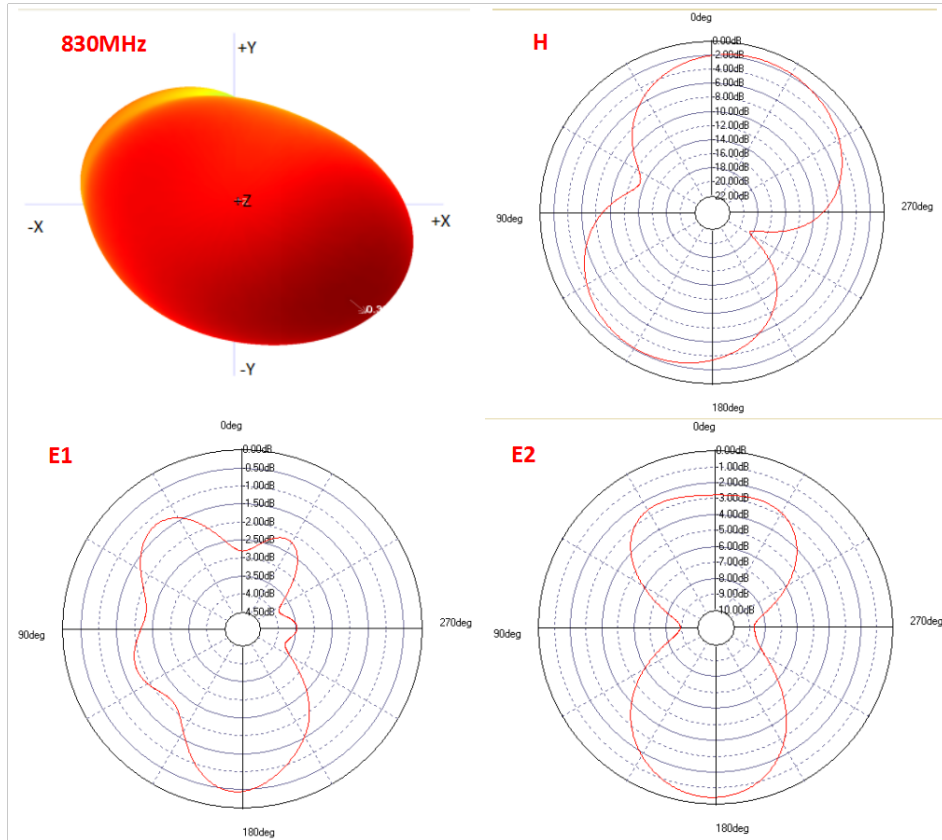
4.4. Gain

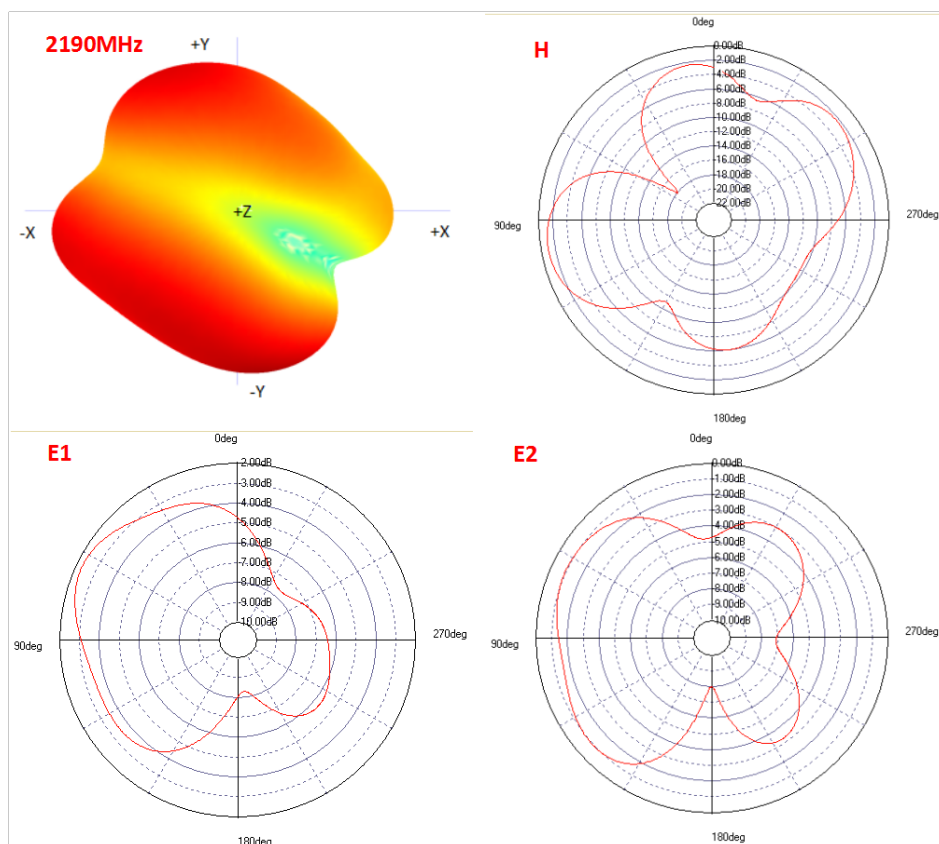
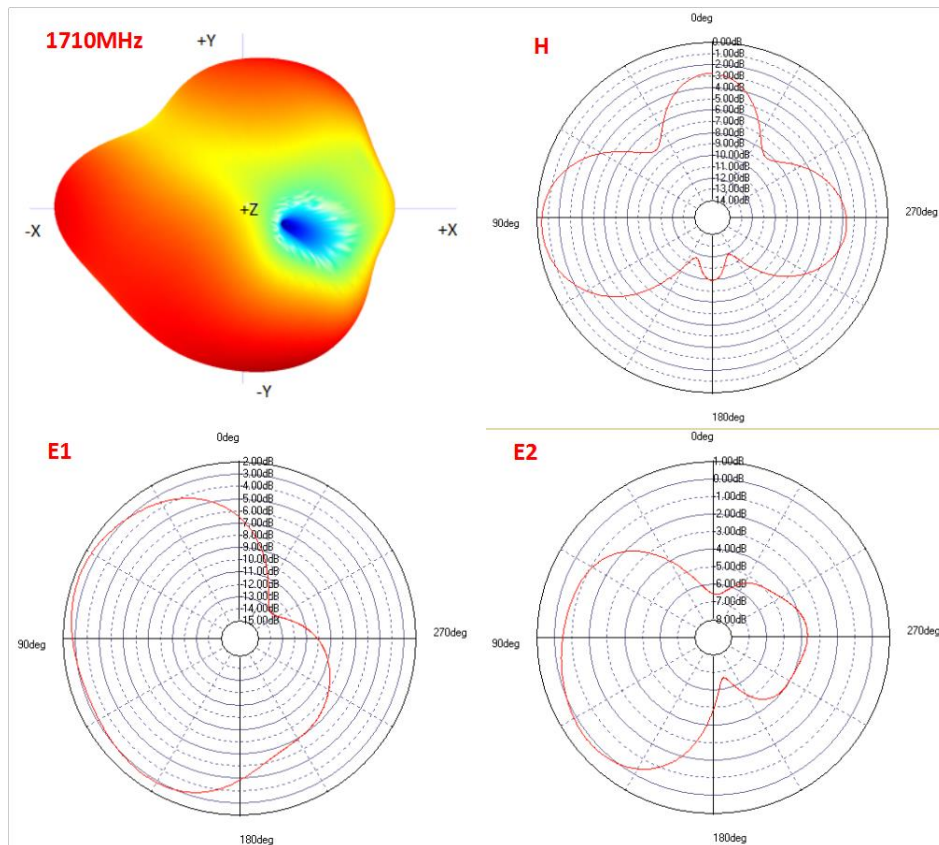


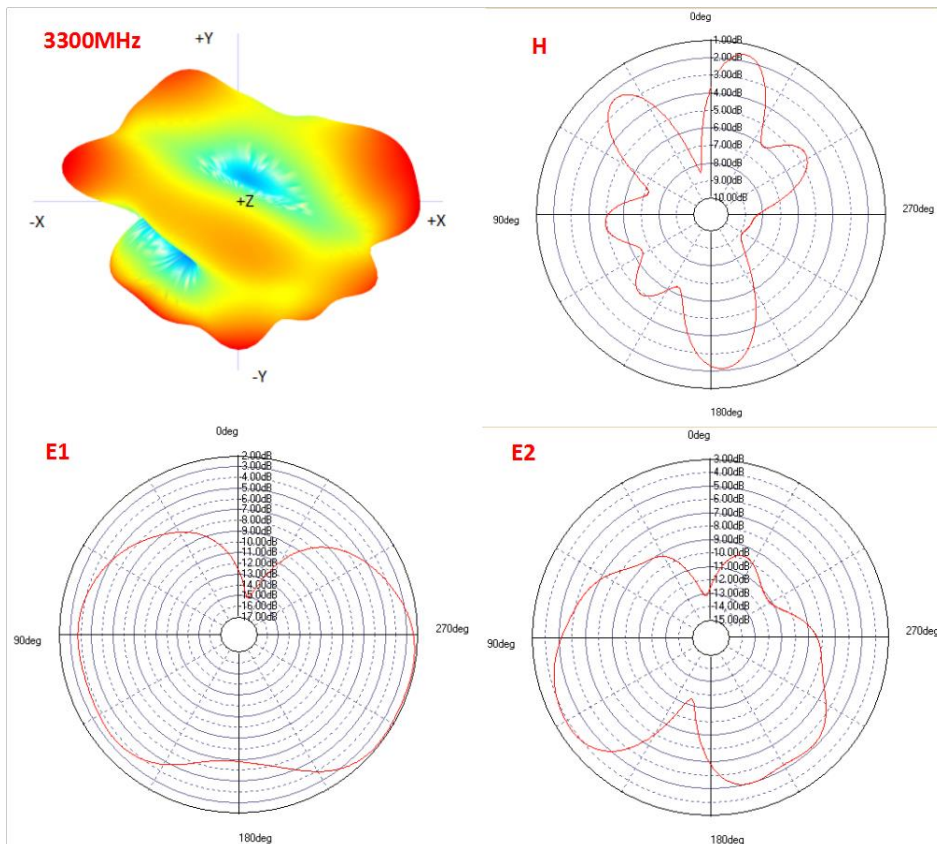
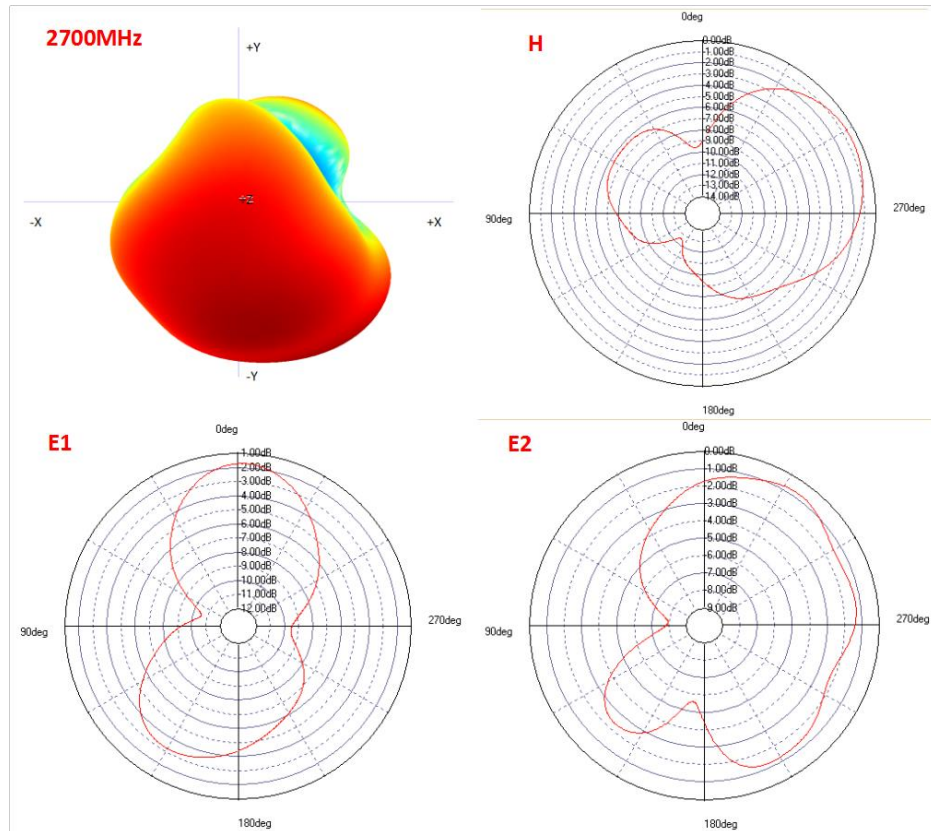
Frequency (MHz)	700	830	960	1710	2190	2700	3300	4100	5000
Gain (dB)	-2.4	0.0	-2.8	0.2	-0.8	-0.5	-1.6	-3.2	-1.8

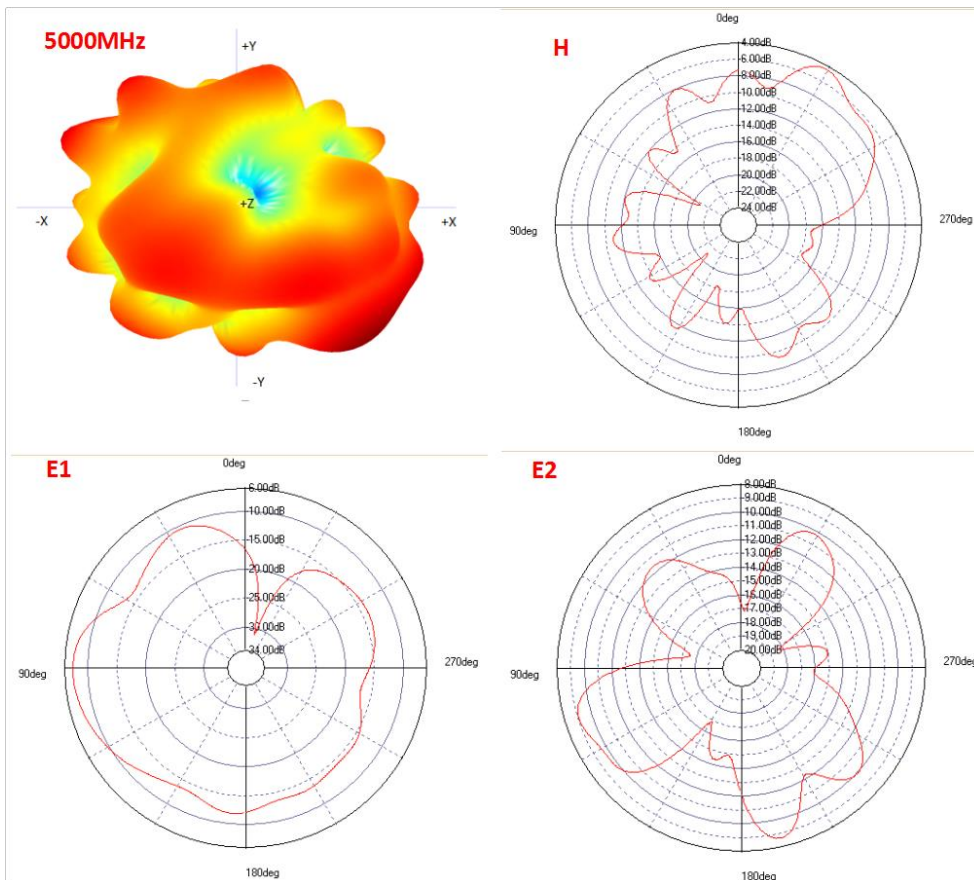
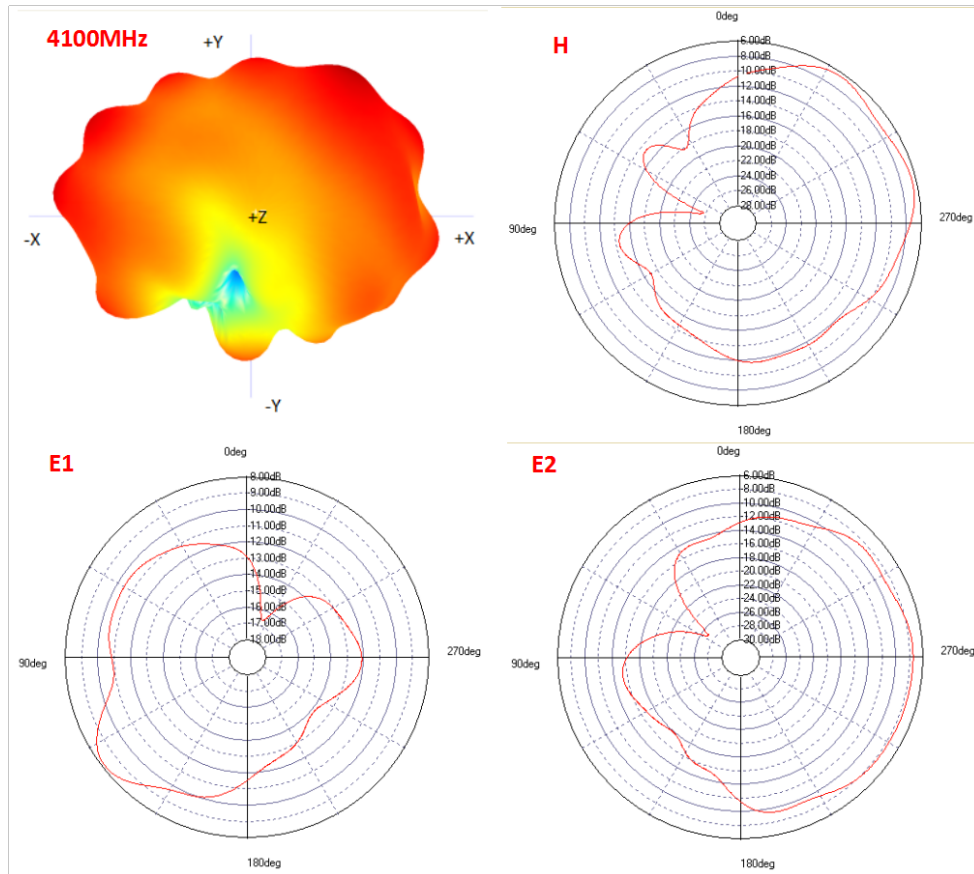
4.5. Radiation Patterns











4.6. OTA

Band	Channel	TRP (dBm)	TIS (dBm)	Band	Fre	TRP (dBm)	TIS (dBm)
	18050	20.1			23780	17.46	
LTE 1	18300	20.71		LTE 17	23790	18.12	
	18550	20.27	-98.58		23800	17.33	-87.37
	19250	19.66			24200	20.74	
LTE 3	19575	20.18		LTE 20	24300	20.62	
	19900	19.39	-97.48		24400	19.82	-88.41
	20450	20.76			37850	20.16	
LTE 5	20525	19.65		LTE 38	37800	19.75	
	20600	18.49	-88.26		38150	19.24	-93.12
	20800	21			38350	19.56	
LTE 7	21100	20.74		LTE 39	38450	19.26	
	21400	20.02	-96.03		38550	19.38	-95
		17.91			38750	20.05	
LTE 8	21500	17.44		LTE 40	39150	20.23	
	21625	17.24	-88.99		38550	18.59	-94.15
	21750						
					40240	20.07	
				LTE 41	40640	20.64	
					41140	19.97	-92.83

5 Product Size

ROHS

