

3 dB Fixed Attenuator N Male (Plug) to N Female (Jack) Up to 18 GHz Rated to 25 Watts, Heatsink Body, 1.35 VSWR



SA18N25WA-03

Features

- Bidirectional
- DC to 18 GHz Frequency Range
- Attenuation 3dB Typical
- Max Power 25 Watts (CW)
- VSWR < 1.35:1

Applications

- Instrumentation
- Precision measurements
- Prototyping and characterization
- Production systems

Description

Fairview Microwave carries a broad selection of fixed attenuators with a wide range of attenuation levels, frequency ranges, and power dissipation ranges. Also known as RF pads, RF microwave attenuators lower the amplitude of a signal (or attenuate) a known amount. These attenuator pads can be used in a wide variety of applications including reducing a signal level to protect measurement equipment or other circuitry, extending the range of power meters and amplifiers, and impedance matching circuits by reducing the VSWR seen by adjacent components. RF attenuators can prevent signal overload in amplifiers, receivers and detectors, adjusting the signal level to a range that is optimal.

Few RF components are as commonly used as fixed coaxial attenuators, and Fairview Microwave carries one of the largest in-stock varieties and ships them same day. The SA18N25WA-03 is a 3 dB Fixed Attenuator that operates from DC to 18 GHz and is rated to 25 Watts. The versatile coaxial package uses type N male to type N female connectors. The Black Anodized Aluminum Heatsink body allows for efficient heat dissipation under high power usage conditions.

Electrical Specifications

Description	Minimum	Typical	Maximum	Units
Frequency Range	DC		18	GHz
Impedance		50		Ohms
Nominal Attenuation		3		dB
Attenuation Accuracy		0.5		dB
VSWR			1.35:1	
Input Power, CW			25	Watts
rated at +25°C, derated linearly to 2.5W at +125°C				
Input Power, Peak			1	kWatts
5μs pulse, 2.5% duty cycle				

Specifications by Frequency

Description	F1	F2	F3	F4	F5	Units
Frequency Range	DC to 8	8 to 12.4	12.4 to 18			GHz
VSWR, Max	1.2:1	1.25:1	1.35:1			

Electrical Specification Notes:
Values at +25°C, sea level.

3 dB Fixed Attenuator N Male (Plug) to N Female (Jack) Up to 18 GHz Rated to 25 Watts, Heatsink Body, 1.35 VSWR



SA18N25WA-03

Mechanical Specifications

Size	
Length	3.43 in [87.12 mm]
Width/Diameter	1.5 in [38.1 mm]
Height	0 in [0 mm]
Weight	0.2835 lbs [128.59 g]
Body Material and Plating	Black Anodized Aluminum Heatsink
Configuration	
Design	Fixed, Bidirectional
Package Style	Connectorized Module

Connectors

Description	Connector 1	Connector 2
Type	N Male	N Female
Connector Specification	MIL-STD-348A	MIL-STD-348A
Contact Material and Plating	Beryllium Copper, Gold	Beryllium Copper, Gold
Body Material and Plating	Passivated Stainless Steel	Passivated Stainless Steel

Environmental Specifications

Temperature	
Operating Range	-55 to +125 deg C

Compliance Certifications (see [product page](#) for current document)

Plotted and Other Data

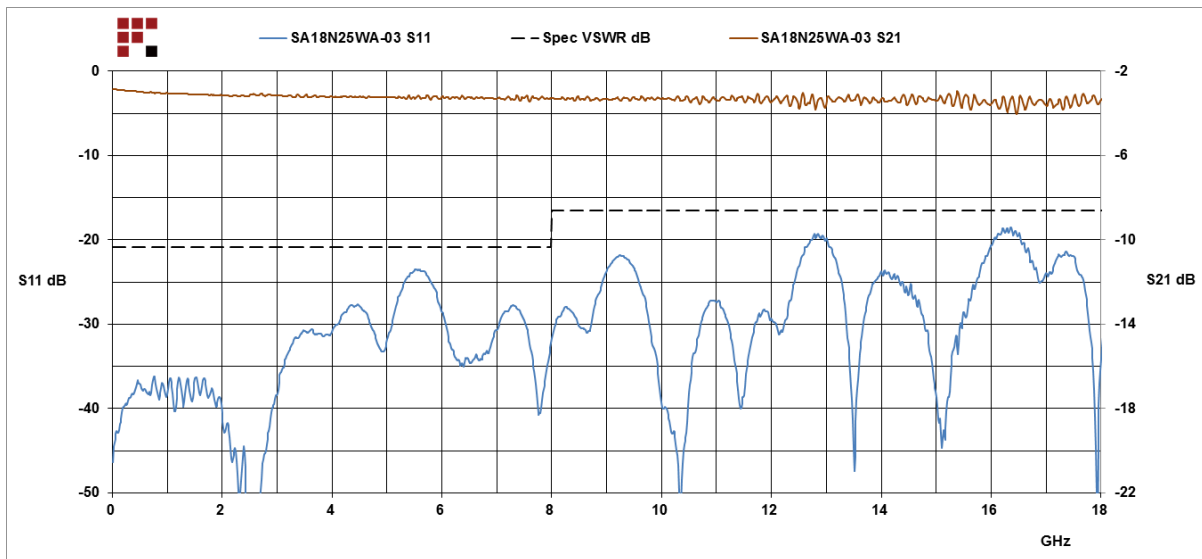
Notes:

3 dB Fixed Attenuator N Male (Plug) to N Female (Jack) Up to 18 GHz Rated to 25 Watts, Heatsink Body, 1.35 VSWR



SA18N25WA-03

Typical Performance Data



3 dB Fixed Attenuator N Male (Plug) to N Female (Jack) Up to 18 GHz Rated to 25 Watts, Heatsink Body, 1.35 VSWR from Fairview Microwave is in-stock and available to ship same-day. All of our RF/microwave products are available off-the-shelf from our ISO 9001:2008 certified facilities in Lewisville, Texas. Fairview Microwave is RF on-demand.

For additional information on this product, please click the following link: [3 dB Fixed Attenuator N Male \(Plug\) to N Female \(Jack\) Up to 18 GHz Rated to 25 Watts, Heatsink Body, 1.35 VSWR SA18N25WA-03](https://www.fairviewmicrowave.com/3db-fixed-attenuator-n-male-n-female-25-watts-sa18n25wa-03-p.aspx)

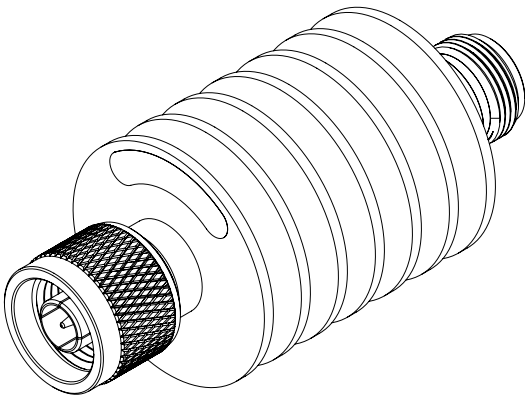
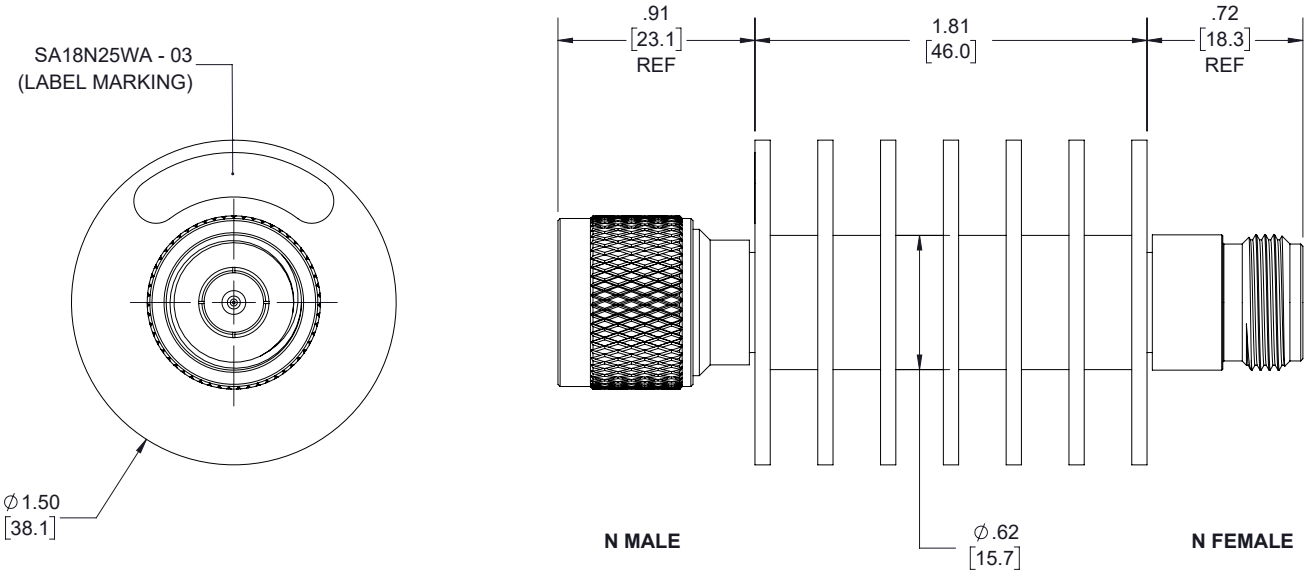
URL: <https://www.fairviewmicrowave.com/3db-fixed-attenuator-n-male-n-female-25-watts-sa18n25wa-03-p.aspx>

The information contained within this document is accurate to the best of our knowledge and representative of the part described herein. It may be necessary to make modifications to the part and/or the documentation of the part in order to implement improvements. Fairview Microwave reserves the right to make such changes as required. Unless otherwise stated, all specifications are nominal. Fairview Microwave does not make any representation or warranty regarding the suitability of the part described herein for any particular purpose, and Fairview Microwave does not assume liability arising out of the use of any part or document.

SA18N25WA-03 CAD Drawing

3 dB Fixed Attenuator N Male (Plug) to N Female (Jack) Up to 18 GHz


Rated to 25 Watts, Heatsink Body, 1.35 VSWR



STANDARD TOLERANCES

.X ±0.2
.XX ±0.01
.XXX ±0.005

*STANDARD TOLERANCES APPLY
ONLY TO DIMENSIONS IN INCHES

TITLE	 Fairview Microwave RF COMPONENTS ON DEMAND. <i>Done!</i>		NOTES: 1. UNLESS OTHERWISE SPECIFIED ALL DIMENSIONS ARE NOMINAL. 2. ALL SPECIFICATIONS ARE SUBJECT TO CHANGE WITHOUT NOTICE AT ANY TIME. 3. DIMENSIONS ARE IN INCHES [mm].	
	DWG NO SA18N25WA-03		CAGE CODE 3FKR5	
	CAD FILE 01/10/19	SHEET 1 OF 1	SCALE N/A	SIZE A 7361