


20 dB Fixed Attenuator N Male (Plug) to N Female (Jack) Directional Up to 3 GHz Rated to 200 Watts, Heatsink Body, 1.35 VSWR



SA3N200-20

Features

- Directional
- DC to 3 GHz Frequency Range
- Attenuation 20±1.25 dB
- Max Power 200 Watts (CW)
- VSWR < 1.35:1

Applications

- Instrumentation
- Precision Measurements
- Prototyping and Characterization
- Production Systems

Description

Fairview Microwave carries a broad selection of fixed attenuators with a wide range of attenuation levels, frequency ranges, and power dissipation ranges. Also known as RF pads, RF microwave attenuators lower the amplitude of a signal (or attenuate) a known amount. These attenuator pads can be used in a wide variety of applications including reducing a signal level to protect measurement equipment or other circuitry, extending the range of power meters and amplifiers, and impedance matching circuits by reducing the VSWR seen by adjacent components. RF attenuators can prevent signal overload in amplifiers, receivers and detectors, adjusting the signal level to a range that is optimal.

Few RF components are as commonly used as fixed coaxial attenuators, and Fairview Microwave carries one of the largest in-stock varieties and ships them same day. The SA3N200-20 is a 20 dB Fixed Attenuator that operates from DC to 3 GHz and is rated to 200 Watts. The versatile coaxial package uses type N male to type N female connectors. The Black Anodized Aluminum Heatsink body allows for efficient heat dissipation under high power usage conditions.

Electrical Specifications

Description	Minimum	Typical	Maximum	Units
Frequency Range	DC		3	GHz
Impedance		50		Ohms
Nominal Attenuation		20		dB
Attenuation Accuracy		1.25		dB
VSWR			1.35:1	
Passive Intermodulation			-100	dBc
Input Power, CW			200	Watts
derated linearly to 20W @125°C				
Input Power, Peak			10	kWatts
5µs pulse, 2% duty cycle				

Electrical Specification Notes:

Passive intermodulation specified at 910MHz with two input signals at 935MHz and 960MHz with average carrier power levels of +43dBm each.

Mechanical Specifications

Size

Length	10.51 in [266.95 mm]
Width/Diameter	3.86 in [98.04 mm]
Height	2.36 in [59.94 mm]
Weight	5.87 lbs [2.66 kg]

20 dB Fixed Attenuator N Male (Plug) to N Female (Jack) Directional Up to 3 GHz Rated to 200 Watts, Heatsink Body, 1.35 VSWR



SA3N200-20

Body Material and Plating	Black Anodized Aluminum Heatsink
Configuration	
Design	Fixed, Directional
Package Style	Connectorized

Connectors

Description	Connector 1	Connector 2
Type	N Male	N Female
Contact Material and Plating	Brass, Gold	Beryllium Copper, Gold
Outer Conductor Material and Plating	Brass, Nickel	Brass, Nickel
Body Material and Plating	Brass, Nickel	Brass, Nickel

Environmental Specifications

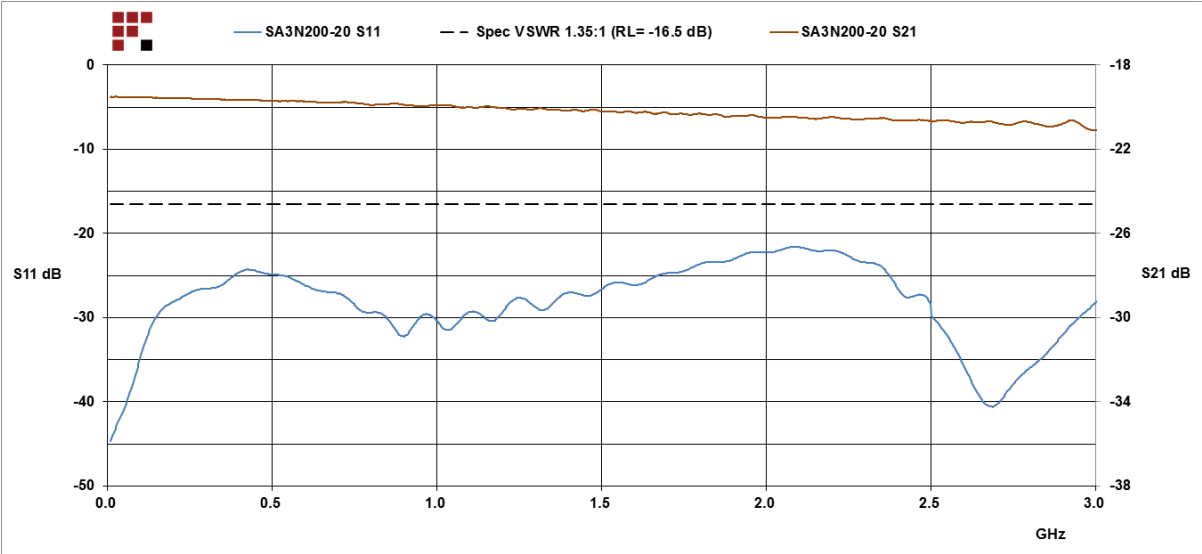
Temperature	
Operating Range	-55 to +125 deg C

Compliance Certifications (see [product page](#) for current document)


Plotted and Other Data

Notes:

Typical Performance Data



20 dB Fixed Attenuator N Male (Plug) to N Female (Jack) Directional Up to 3 GHz Rated to 200 Watts, Heatsink Body, 1.35 VSWR



SA3N200-20

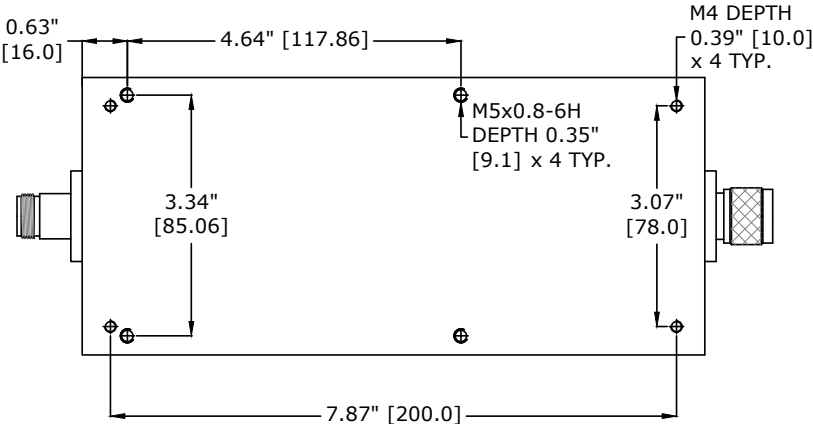
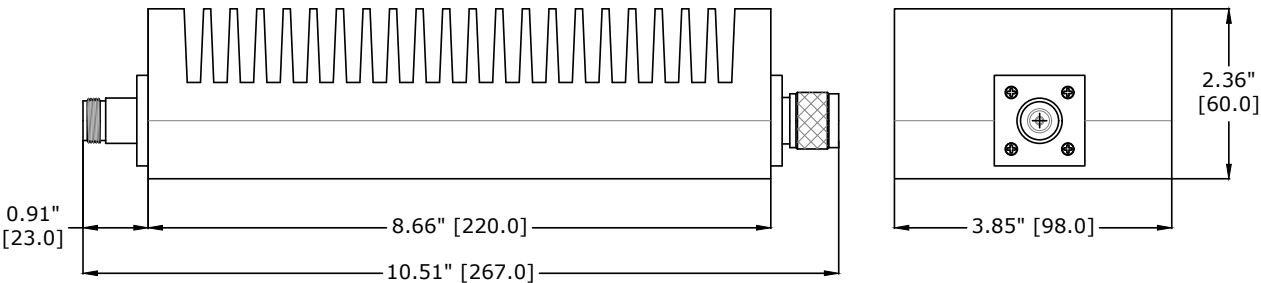
20 dB Fixed Attenuator N Male (Plug) to N Female (Jack) Directional Up to 3 GHz Rated to 200 Watts, Heatsink Body, 1.35 VSWR from Fairview Microwave is in-stock and available to ship same-day. All of our RF/microwave products are available off-the-shelf from our ISO 9001:2008 certified facilities in Lewisville, Texas. Fairview Microwave is RF on-demand.

For additional information on this product, please click the following link: [20 dB Fixed Attenuator N Male \(Plug\) to N Female \(Jack\) Directional Up to 3 GHz Rated to 200 Watts, Heatsink Body, 1.35 VSWR SA3N200-20](https://www.fairviewmicrowave.com/20db-fixed-attenuator-n-male-n-female-200-watts-sa3n200-20-p.aspx)

URL: <https://www.fairviewmicrowave.com/20db-fixed-attenuator-n-male-n-female-200-watts-sa3n200-20-p.aspx>

The information contained within this document is accurate to the best of our knowledge and representative of the part described herein. It may be necessary to make modifications to the part and/or the documentation of the part in order to implement improvements. Fairview Microwave reserves the right to make such changes as required. Unless otherwise stated, all specifications are nominal. Fairview Microwave does not make any representation or warranty regarding the suitability of the part described herein for any particular purpose, and Fairview Microwave does not assume liability arising out of the use of any part or document.

SA3N200-20 CAD Drawing
20 dB Fixed Attenuator N Male (Plug) to N Female (Jack) Directional Up
to 3 GHz Rated to 200 Watts, Heatsink Body, 1.35 VSWR



BOTTOM MOUNTING LAYOUT

FAIRVIEW MICROWAVE INC. ALLEN, TX 75013 WWW.FAIRVIEWMICROWAVE.COM		NOTES: 1. UNLESS OTHERWISE SPECIFIED ALL DIMENSIONS ARE NOMINAL. 2. ALL SPECIFICATIONS ARE SUBJECT TO CHANGE WITHOUT NOTICE AT ANY TIME. 3. DIMENSIONS ARE IN INCHES [mm].			
TITLE	DWG NO		CAGE CODE		
	SA3N200-20		3FKR5		
	CAD FILE	011416	SHEET	SCALE	N/A
				SIZE	A
					5568