

30 dB Fixed Attenuator N Male (Plug) to N Female (Jack) Up to 4 GHz Rated to 25 Watts, Heatsink Body, 1.2 VSWR

SA4N25-30



Features

- Bidirectional
- DC to 4 GHz Frequency Range
- Attenuation 30±0.6 dB
- Max Power 25 Watts (CW)
- VSWR < 1.2:1

Applications

- Instrumentation
- Precision measurements
- Prototyping and characterization
- Production systems

Description

Fairview Microwave carries a broad selection of fixed attenuators with a wide range of attenuation levels, frequency ranges, and power dissipation ranges. Also known as RF pads, RF microwave attenuators lower the amplitude of a signal (or attenuate) a known amount. These attenuator pads can be used in a wide variety of applications including reducing a signal level to protect measurement equipment or other circuitry, extending the range of power meters and amplifiers, and impedance matching circuits by reducing the VSWR seen by adjacent components. RF attenuators can prevent signal overload in amplifiers, receivers and detectors, adjusting the signal level to a range that is optimal.

Few RF components are as commonly used as fixed coaxial attenuators, and Fairview Microwave carries one of the largest in-stock varieties and ships them same day. The SA4N25-30 is a 30 dB Fixed Attenuator that operates from DC to 4 GHz and is rated to 25 Watts. The versatile coaxial package uses type N male to type N female connectors. The Black Anodized Aluminum Heatsink body allows for efficient heat dissipation under high power usage conditions.

Electrical Specifications

Description	Minimum	Typical	Maximum	Units
Frequency Range	DC		4	GHz
Impedance		50		Ohms
Nominal Attenuation		30		dB
Attenuation Accuracy		0.6		dB
VSWR			1.2:1	
Input Power, CW			25	Watts
rated at +25°C, derated linearly to 2.5W at +125°C				
Input Power, Peak			5	kWatts
5µs pulse, 0.25% duty cycle				

Electrical Specification Notes:
Values at +25°C, sea level.

Mechanical Specifications

Size

Length	3.17 in [80.52 mm]
Width/Diameter	1.5 in [38.1 mm]
Height	1.45 in [36.83 mm]
Weight	0.4795 lbs [217.5 g]
Body Material and Plating	Black Anodized Aluminum Heatsink

30 dB Fixed Attenuator N Male (Plug) to N Female (Jack)
Up to 4 GHz Rated to 25 Watts, Heatsink Body, 1.2 VSWR

SA4N25-30



Configuration	
Design	Fixed, Bidirectional
Package Style	Connectorized Module

Connectors

Description	Connector 1	Connector 2
Type	N Male	N Female
Connector Specification	MIL-STD-348A	MIL-STD-348A
Contact Material and Plating	Beryllium Copper, Gold	Beryllium Copper, Gold
Contact Plating Specification	MIL-G-45205	MIL-G-45205
Body Material and Plating	Passivated Stainless Steel	Passivated Stainless Steel

Environmental Specifications

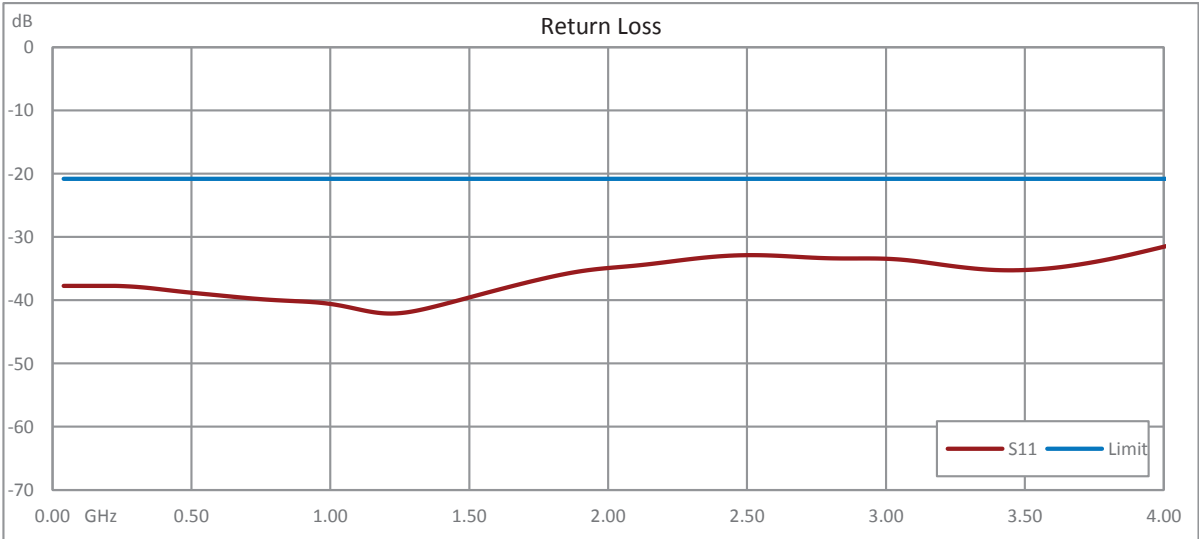
Temperature	
Operating Range	-55 to +125 deg C

Compliance Certifications (see [product page](#) for current document)


Plotted and Other Data

Notes:

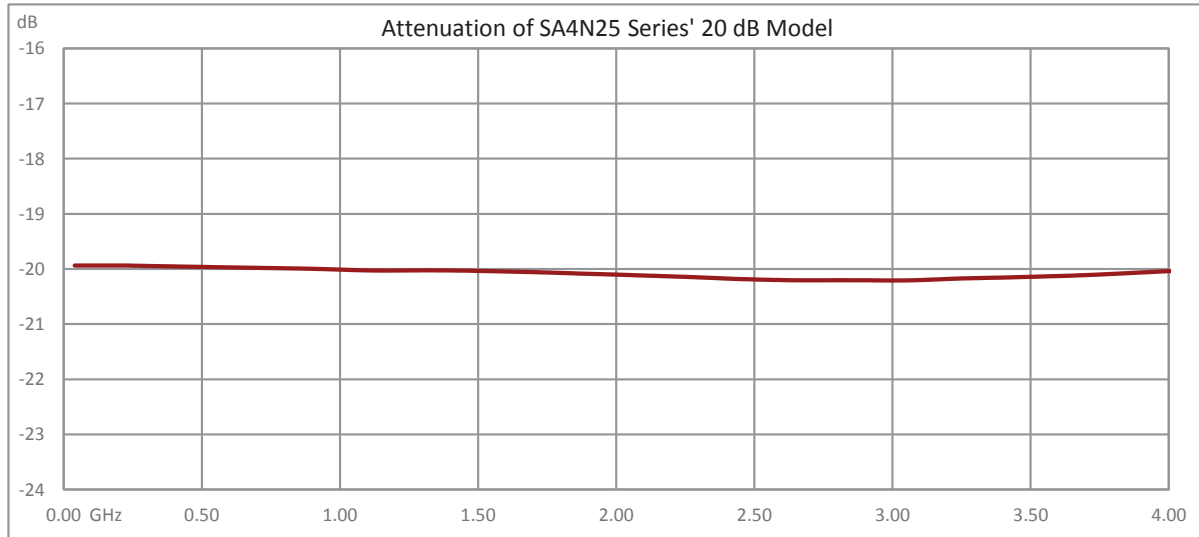
Typical Performance Data



30 dB Fixed Attenuator N Male (Plug) to N Female (Jack)
Up to 4 GHz Rated to 25 Watts, Heatsink Body, 1.2 VSWR



SA4N25-30



30 dB Fixed Attenuator N Male (Plug) to N Female (Jack) Up to 4 GHz Rated to 25 Watts, Heatsink Body, 1.2 VSWR from Fairview Microwave is in-stock and available to ship same-day. All of our RF/microwave products are available off-the-shelf from our ISO 9001:2008 certified facilities in Lewisville, Texas. Fairview Microwave is RF on-demand.

For additional information on this product, please click the following link: [30 dB Fixed Attenuator N Male \(Plug\) to N Female \(Jack\) Up to 4 GHz Rated to 25 Watts, Heatsink Body, 1.2 VSWR SA4N25-30](https://www.fairviewmicrowave.com/30db-fixed-attenuator-n-male-n-female-25-watts-sa4n25-30-p.aspx)

URL: <https://www.fairviewmicrowave.com/30db-fixed-attenuator-n-male-n-female-25-watts-sa4n25-30-p.aspx>

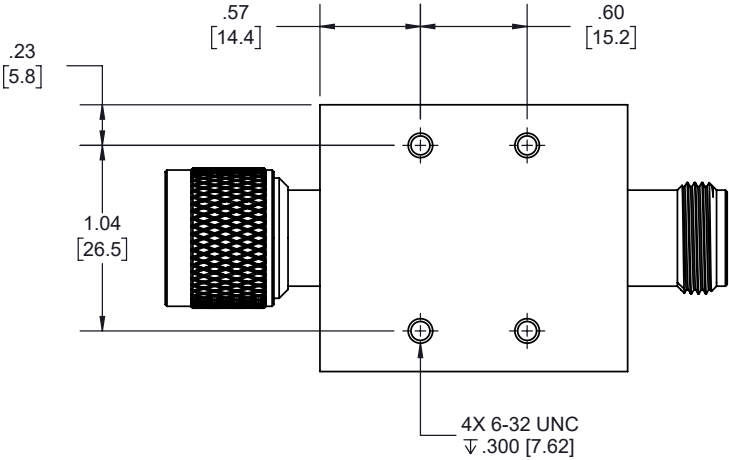
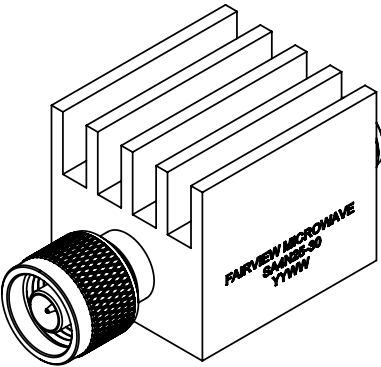
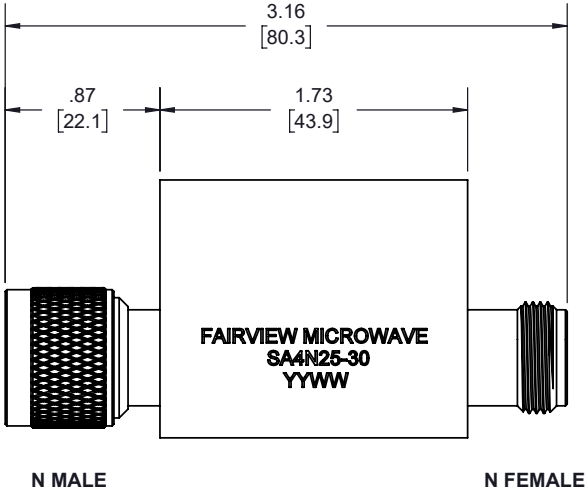
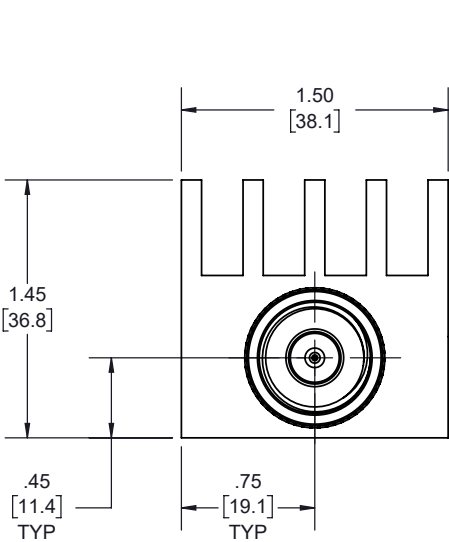
The information contained within this document is accurate to the best of our knowledge and representative of the part described herein. It may be necessary to make modifications to the part and/or the documentation of the part in order to implement improvements. Fairview Microwave reserves the right to make such changes as required. Unless otherwise stated, all specifications are nominal. Fairview Microwave does not make any representation or warranty regarding the suitability of the part described herein for any particular purpose, and Fairview Microwave does not assume liability arising out of the use of any part or document.

SA4N25-30 CAD Drawing

30 dB Fixed Attenuator N Male (Plug) to N Female (Jack) Up to 4 GHz

Rated to 25 Watts, Heatsink Body, 1.2 VSWR

REVISIONS			
REV.	DESCRIPTION	DATE	APPROVED
A	PCR SA4N25-XX	12/21/2020	S.PONG



THESE COMMODITIES, TECHNOLOGY OR SOFTWARE WERE EXPORTED FROM THE UNITED STATES IN ACCORDANCE WITH THE EXPORT ADMINISTRATION REGULATIONS. DIVERSION CONTRARY TO U.S. LAW PROHIBITED.



TITLE

UNLESS OTHERWISE SPECIFIED LEADING DIMENSIONS ARE INCHES DIMENSIONS IN [] ARE MILLIMETERS		THIRD-ANGLE PROJECTION	
TOLERANCES:		CABLE LENGTH (L) TOLERANCES:	
.X = ±.2 [5.08] FRACTIONS .XX = ±.02 [.51] ± 1/32 .XXX = ±.005 [.13] ANGLES ± 1°		L ≤ 12 [305] = +1 [25] / -0 12 [305] < L ≤ 60 [1524] = +2 [51] / -0 60 [1524] < L ≤ 120 [3048] = +4 [102] / -0 120 [3048] < L ≤ 300 [7620] = +6 [152] / -0 300 [7620] < L = +5%L / -0	
ALL DIMENSIONS SHOWN ARE FOR REFERENCE ONLY.		THE INFORMATION AND DESIGN IN THIS DOCUMENT IS THE PROPERTY OF FAIRVIEW MICROWAVE CORPORATION. ALL RIGHTS RESERVED.	
SIZE A		SHEET 1 OF 1	
CAGE CODE 3FKR5		SCALE N/A	
DRAWN BY K.DANG		REV A	
ITEM NO. SA4N25-30			

T-Rev.D