


40 dB Fixed Attenuator N Male (Plug) to N Female (Jack) Directional Up to 6 GHz Rated to 100 Watts, Heatsink Body, 1.45 VSWR



SA6NMNF100W-40

Features

Applications

Description

Fairview Microwave carries a broad selection of fixed attenuators with a wide range of attenuation levels, frequency ranges, and power dissipation ranges. Also known as RF pads, RF microwave attenuators lower the amplitude of a signal (or attenuate) a known amount. These attenuator pads can be used in a wide variety of applications including reducing a signal level to protect measurement equipment or other circuitry, extending the range of power meters and amplifiers, and impedance matching circuits by reducing the VSWR seen by adjacent components. RF attenuators can prevent signal overload in amplifiers, receivers and detectors, adjusting the signal level to a range that is optimal.

Few RF components are as commonly used as fixed coaxial attenuators, and Fairview Microwave carries one of the largest in-stock varieties and ships them same day. The SA6NMNF100W-40 is a 40 dB Fixed Attenuator that operates from DC to 6 GHz and is rated to 100 Watts. The versatile coaxial package uses type N male to type N female connectors. The Black Anodized Aluminum Heatsink body allows for efficient heat dissipation under high power usage conditions.

Electrical Specifications

Description	Minimum	Typical	Maximum	Units
Frequency Range	DC		6	GHz
Impedance		50		Ohms
Nominal Attenuation		40		dB
VSWR			1.45:1	
Input Power, CW			100	Watts

Specifications by Frequency

Description	F1	F2	F3	F4	F5	Units
Frequency Range	DC to 2	2 to 4	4 to 6			GHz
VSWR, Max	1.2:1	1.35:1	1.45:1			
Attenuation Accuracy, Typ	1.25	1.25	1.5			dB

Mechanical Specifications


Size

Length	4.9 in [124.46 mm]
Width/Diameter	3.8 in [96.52 mm]
Height	2.7 in [68.58 mm]
Weight	2.8 lbs [1.27 kg]
Body Material and Plating	Black Anodized Aluminum Heatsink

Configuration

Design	Fixed, Directional
--------	--------------------

40 dB Fixed Attenuator N Male (Plug) to N Female (Jack) Directional Up to 6 GHz Rated to 100 Watts, Heatsink Body, 1.45 VSWR



SA6NMNF100W-40

Connectors

Description	Connector 1	Connector 2
Type	N Male	N Female
Contact Material and Plating	Beryllium Copper, Gold	Beryllium Copper, Gold
Coupling Nut Material and Plating	Stainless Steel, Passivated	
Body Material and Plating	Stainless Steel, Passivated	Stainless Steel, Passivated

Environmental Specifications

Temperature

Operating Range -55 to +125 deg C

Compliance Certifications (see [product page](#) for current document)

Plotted and Other Data

Notes:

Typical Performance Data

40 dB Fixed Attenuator N Male (Plug) to N Female (Jack) Directional Up to 6 GHz Rated to 100 Watts, Heatsink Body, 1.45 VSWR from Fairview Microwave is in-stock and available to ship same-day. All of our RF/microwave products are available off-the-shelf from our ISO 9001:2008 certified facilities in Lewisville, Texas. Fairview Microwave is RF on-demand.

For additional information on this product, please click the following link: [40 dB Fixed Attenuator N Male \(Plug\) to N Female \(Jack\) Directional Up to 6 GHz Rated to 100 Watts, Heatsink Body, 1.45 VSWR SA6NMNF100W-40](#)

URL: <https://www.fairviewmicrowave.com/40db-fixed-attenuator-n-male-n-female-100-watts-sa6nmnf100w-40-p.aspx>

The information contained within this document is accurate to the best of our knowledge and representative of the part described herein. It may be necessary to make modifications to the part and/or the documentation of the part in order to implement improvements. Fairview Microwave reserves the right to make such changes as required. Unless otherwise stated, all specifications are nominal. Fairview Microwave does not make any representation or warranty regarding the suitability of the part described herein for any particular purpose, and Fairview Microwave does not assume liability arising out of the use of any part or document.

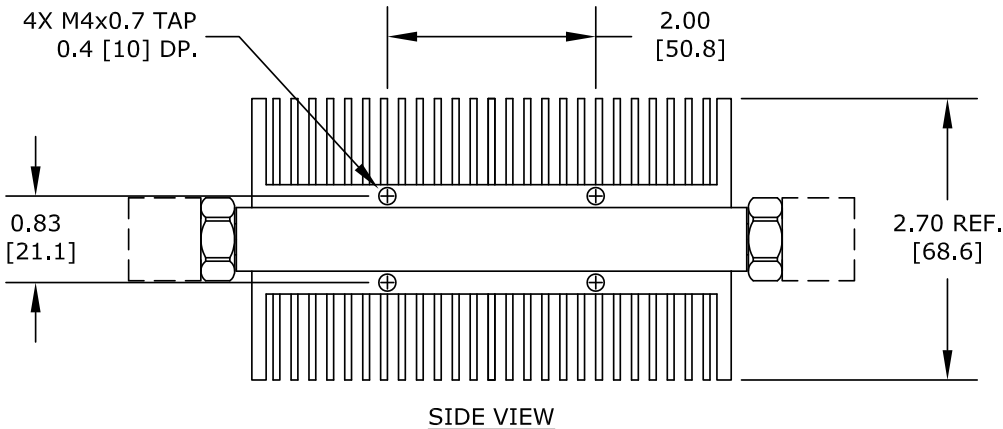
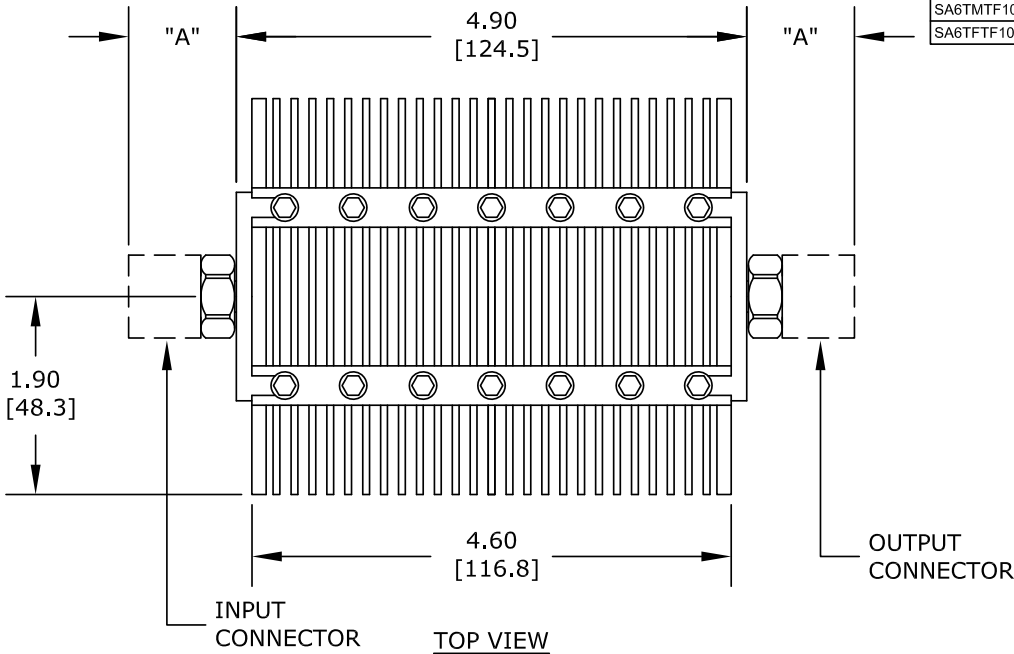
SA6NMNF100W-40 CAD Drawing

40 dB Fixed Attenuator N Male (Plug) to N Female (Jack) Directional Up
to 6 GHz Rated to 100 Watts, Heatsink Body, 1.45 VSWR

Add to end of part number	
- yy =	Attenuation
- 03	3 dB
- 06	6 dB
- 10	10 dB
- 20	20 dB
- 30	30 dB
- 40	40 dB
- 50	50 dB
- 60	60 dB

Part Number Configuration		
Part Number	Input Connector	Output Connector
SA6DFDM100W	7/16 Female	7/16 Male
SA6DMDF100W	7/16 Male	7/16 Female
SA6DFDF100W	7/16 Female	7/16 Female
SA6NFNM100W	N Female	N Male
SA6NMNF100W	N Male	N Female
SA6NFNF100W	N Female	N Female
SA6SFSM100W	SMA Female	SMA Male
SA6SMSF100W	SMA Male	SMA Female
SA6SFSF100W	SMA Female	SMA Female
SA6TFTM100W	TNC Female	TNC Male
SA6TMTF100W	TNC Male	TNC Female
SA6TFTF100W	TNC Female	TNC Female

Table of Information	
Connector Type	DIM "A" (REF.)
SMA Male	0.7800
SMA Female	0.6300
TNC Male	0.9600
TNC Female	1.0600
N Female	1.0900
N Male	1.1300
7/16 Male	1.2800
7/16 Female	1.3200



FAIRVIEW MICROWAVE INC. ALLEN, TX 75013 WWW.FAIRVIEWMICROWAVE.COM		NOTES: 1. UNLESS OTHERWISE SPECIFIED ALL DIMENSIONS ARE NOMINAL. 2. ALL SPECIFICATIONS ARE SUBJECT TO CHANGE WITHOUT NOTICE AT ANY TIME. 3. DIMENSIONS ARE IN INCHES [mm].	
TITLE		DWG NO SA6XXXX100w-yy	CAGE CODE 3FKR5
		CAD FILE 062714 SHEET	SCALE N/A SIZE A 2233