

**N Directional Coupler 10 dB Coupled Port From  
800 MHz to 2.5 GHz Rated To 60 Watts**

**Electrical Specifications**

Description	Min	Typ	Max	Units
Frequency Range	0.8		2.5	GHz
Impedance		50		Ohms
Coupling (Forward)		10 ±0.8		dB
Freq. Sensitivity (Forward)			±0.7	dB
Directivity (Forward)	20			dB
Main Line VSWR			1.25:1	
Input Power (CW)			60	Watts

**Performance by Frequency**

Description	F1	F2	F3	F4	F5	Units
Frequency Range	0.8 to 2.5					GHz
Insertion Loss, Typ	0.5					dB

**Mechanical Specifications**

**Size**

Length	4.13 in [104.9 mm]
Width/Dia.	0.83 in [21.08 mm]
Height	1.18 in [29.97 mm]
Weight	0.52911 lbs [240 g]

**Configuration**

Input Connector	N Female
Output Connector	N Female
Coupled Connectors	N Female

**Compliance Certifications** (visit [www.FairviewMicrowave.com](http://www.FairviewMicrowave.com) for current document)

RoHS Compliant	Yes
----------------	-----

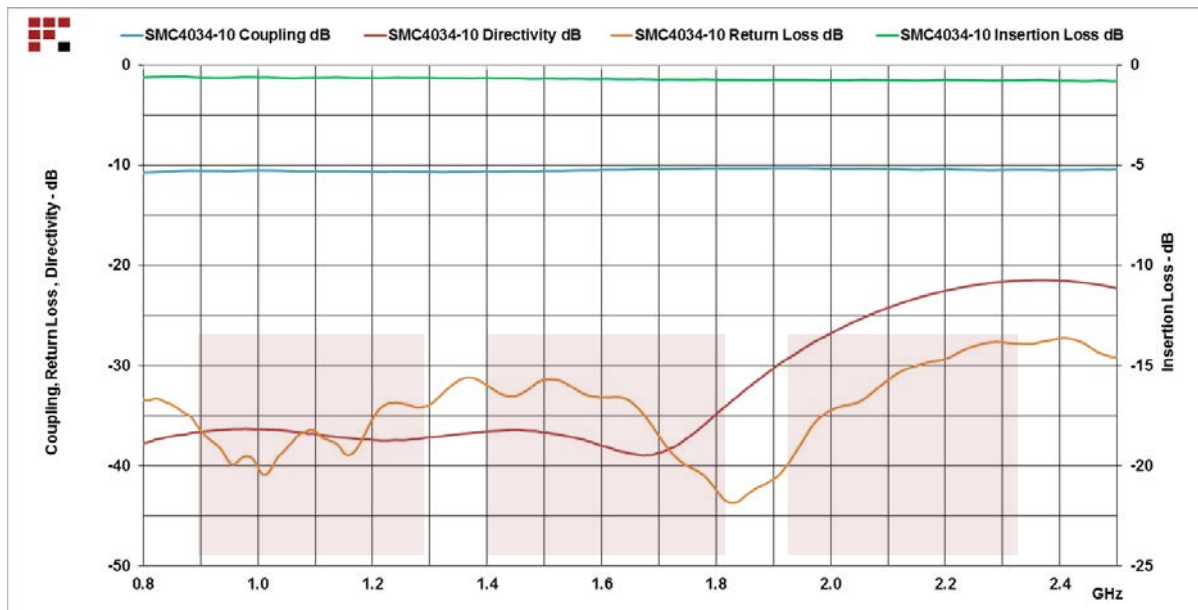
**Plotted and Other Data**

Notes:



Fairview Microwave  
1130 Junction Dr. #100  
Allen, TX 75013  
Tel: 1-800-715-4396 / (972) 649-6678  
Fax: (972) 649-6689  
[www.fairviewmicrowave.com](http://www.fairviewmicrowave.com)  
[sales@fairviewmicrowave.com](mailto:sales@fairviewmicrowave.com)

### Typical Performance Data

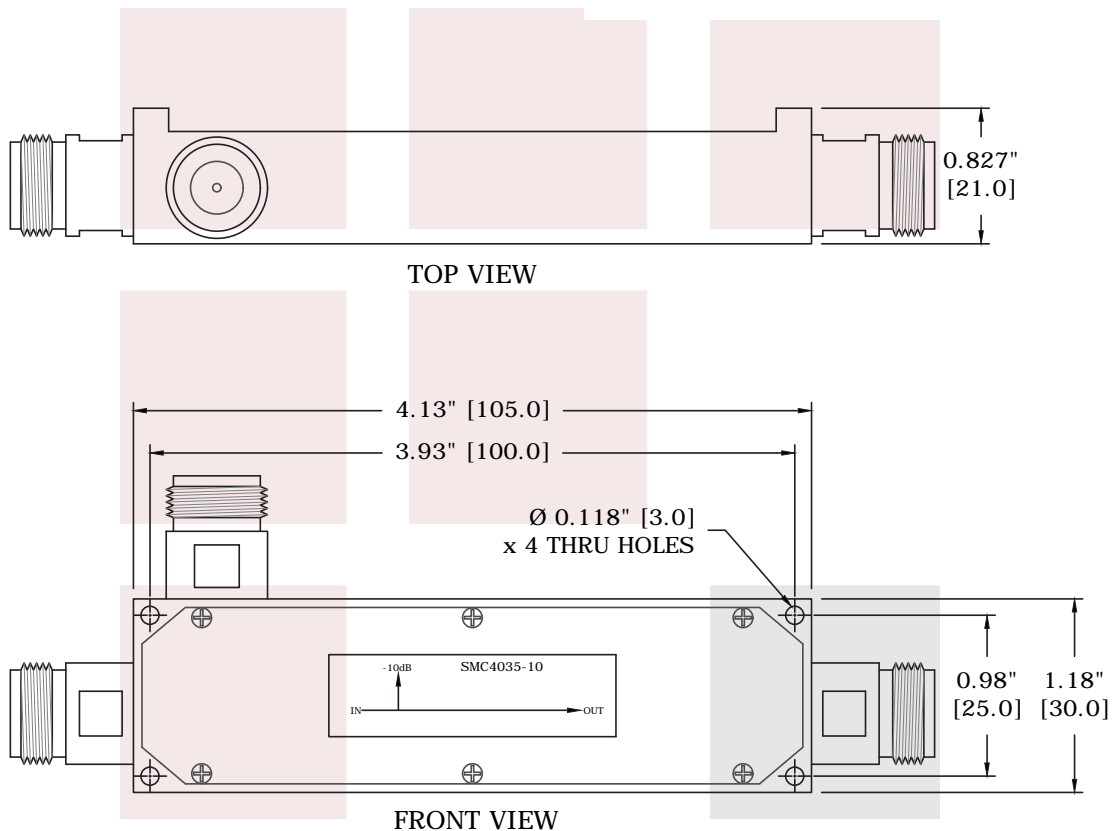
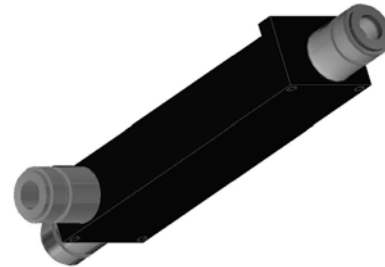


N Directional Coupler 10 dB Coupled Port From 800 MHz to 2.5 GHz Rated To 60 Watts from Fairview Microwave is in-stock and available to ship same-day. All of our RF/microwave products are available off-the-shelf from our ISO 9001:2008 certified facilities in Allen, Texas. Fairview Microwave is RF on-demand.

For additional information on this product, please click the following link: [N Directional Coupler 10 dB Coupled Port From 800 MHz to 2.5 GHz Rated To 60 Watts SMC4035-10](http://www.fairviewmicrowave.com/n-directional-coupler-10-db-2.5-ghz-60-watts-smc4035-10-p.aspx)

URL: <http://www.fairviewmicrowave.com/n-directional-coupler-10-db-2.5-ghz-60-watts-smc4035-10-p.aspx>

The information contained in this document is accurate to the best of our knowledge and representative of the part described herein. It may be necessary to make modifications to the part and/or the documentation of the part, in order to implement improvements. Fairview Microwave reserves the right to make such changes as required. Unless otherwise stated, all specifications are nominal. Fairview Microwave does not make any representation or warranty regarding the suitability of the part described herein for any particular purpose, and Fairview Microwave does not assume any liability arising out of the use of any part or documentation.



<b>FAIRVIEW MICROWAVE INC.</b> ALLEN, TX 75013 WWW.FAIRVIEWMICROWAVE.COM		NOTES: 1. UNLESS OTHERWISE SPECIFIED ALL DIMENSIONS ARE NOMINAL. 2. ALL SPECIFICATIONS ARE SUBJECT TO CHANGE WITHOUT NOTICE AT ANY TIME. 3. DIMENSIONS ARE IN INCHES [mm].			
TITLE: N Directional Coupler 10 dB Coupled Port From 800 MHz to 2.5 GHz Rated To 60 Watts		DWG NO		CAGE CODE	
		MC4035-10		3FKR5	
CAD FILE	020116	SHEET	SCALE	N/A	SIZE A
					5568