



Hermetically Sealed TNC Female to TNC Female 4 Hole Flange Mount Adapter, 18GHz VSWR1.35, MIL-STD 348B

RF Adapters Technical Data Sheet

PE1354

Configuration

- TNC Female Connector 1
- TNC Female Connector 2
- 50 Ohm
- Straight Body Geometry
- 4 Hole Flange Mount Method

Features

- Max VSWR of 1.35:1 up to 18 GHz
- Hermetically Sealed
- Gold Plated Beryllium Copper Contact

Applications

- General Purpose Test
- Vacuum Test Environment
- Rack Mounted Equipment

Description

Pasternack's PE1354 hermetically sealed TNC female to TNC female 4 hole flange adapter is part of our full line of RF components available for same-day shipping. Our TNC to TNC adapter has a female to female gender configuration. PE1354 TNC female to TNC female adapter operates to 18 GHz. The Pasternack RF adapter provides good VSWR of 1.35:1 maximum. This RF TNC to TNC 4 hole flange adapter allows designers to create external connections on their product enclosures, and can be used in a variety of other rack mount and panel mount applications. This hermetic TNC to TNC adapter prevents the leakage of gases, making it suitable for high pressure or vacuum applications or whenever an airtight seal is required.

RF adapters are often used to enable connections between two connector types that would otherwise not mate. Certain adapter configurations can also be used to protect connectors on expensive equipment where the number of connect/disconnect cycles is high. An RF, microwave or millimeter wave adapter is connected to the equipment, and the commonly changed connection is made with the adapter which can be easily replaced when it wears out after high usage; such adapters are referred to as connector savers. Pasternack also offers bulkhead, panel mount, hermetically sealed, reverse polarity, and isolated ground adapter varieties to serve all of your RF, microwave and millimeter wave needs.

Electrical Specifications

Description	Minimum	Typical	Maximum	Units
Frequency Range	DC		18	GHz
VSWR			1.35:1	
Insertion Loss			0.21	dB
Operating Voltage (AC)			500	Vrms
Dielectric Withstanding Voltage (AC)			1,000	Vrms
Insulation Resistance	5,000			MOhms

Mechanical Specifications

Size

Length	1.39 in [35.31 mm]
Width	0.69 in [17.53 mm]

Click the following link (or enter part number in "SEARCH" on website) to obtain additional part information including price, inventory and certifications: [Hermetically Sealed TNC Female to TNC Female 4 Hole Flange Mount Adapter, 18GHz VSWR1.35, MIL-STD 348B PE1354](#)



Hermetically Sealed TNC Female to TNC Female 4 Hole
Flange Mount Adapter, 18GHz VSWR1.35, MIL-STD 348B

RF Adapters Technical Data Sheet

PE1354

Height 0.69 in [17.53 mm]
Weight 0.04 lbs [18.14 g]

Description	Connector 1	Connector 2
Type	TNC Female	TNC Female
Polarity	Standard	Standard
Connector Option	Hermetically Sealed	Hermetically Sealed
Mating Cycles, Min	500	500
Mating Torque	4.1 to 6.1 in-lbs [0.46 to 0.69 Nm]	4.1 to 6.1 in-lbs 0.46 to 0.69 Nm
Contact Captivation Axial Force, Min	6.1 lbs [2.77 kg]	6.1 lbs [2.77 kg]
Coupling Proof Torque	15 in-lbs [1.7 Nm]	15 in-lbs [1.7 Nm]

Material Specifications

Description	Connector 1		Connector 2	
	Material	Plating	Material	Plating
Type	TNC Female		TNC Female	
Contact	Beryllium Copper	Gold	Beryllium Copper	Gold
Insulation	PTFE		PTFE	
Outer Conductor	Brass	Tri-Metal	Brass	Nickel
Body	Brass	Tri-Metal	Brass	Copper Clad Aluminum

Environmental Specifications

Temperature

Operating Range -65 to +165 °C

Humidity

Thermal Shock

Salt Spray

Hermetic Seal

MIL-STD-202, Method 206

MIL-STD-202, Method 107, Condition B

MIL-STD-202, Method 101, Condition B

1*10-8 cc/sec of HELIUM at 1 ATM

Compliance Certifications (see [product page](#) for current document)

Plotted and Other Data

Notes:

Click the following link (or enter part number in "SEARCH" on website) to obtain additional part information including price, inventory and certifications: [Hermetically Sealed TNC Female to TNC Female 4 Hole Flange Mount Adapter, 18GHz VSWR1.35, MIL-STD 348B PE1354](#)



Hermetically Sealed TNC Female to TNC Female 4 Hole
Flange Mount Adapter, 18GHz VSWR1.35, MIL-STD 348B

RF Adapters Technical Data Sheet

PE1354

Hermetically Sealed TNC Female to TNC Female 4 Hole Flange Mount Adapter, 18GHz VSWR1.35, MIL-STD 348B from Pasternack Enterprises has same day shipment for domestic and International orders. Our RF, microwave and millimeter wave products maintain a 99.4% availability and are part of the broadest selection in the industry.

Click the following link (or enter part number in "SEARCH" on website) to obtain additional part information including price, inventory and certifications: [Hermetically Sealed TNC Female to TNC Female 4 Hole Flange Mount Adapter, 18GHz VSWR1.35, MIL-STD 348B PE1354](https://www.pasternack.com/hermetically-sealed-tnc-female-to-tnc-female-4-hole-flange-mount-adapter-18ghz-vswr1.35-mil-std-348b-pe1354-p.aspx)

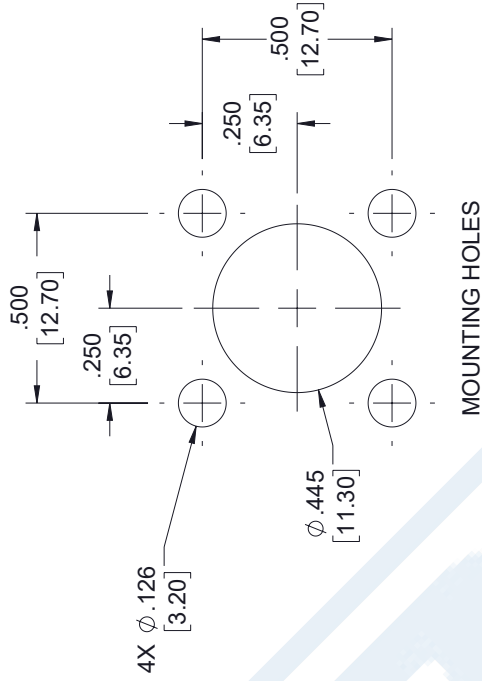
URL: <https://www.pasternack.com/hermetically-sealed-tnc-female-to-tnc-female-4-hole-flange-mount-adapter-18ghz-vswr1.35-mil-std-348b-pe1354-p.aspx>

The information contained in this document is accurate to the best of our knowledge and representative of the part described herein. It may be necessary to make modifications to the part and/or the documentation of the part, in order to implement improvements. Pasternack reserves the right to make such changes as required. Unless otherwise stated, all specifications are nominal. Pasternack does not make any representation or warranty regarding the suitability of the part described herein for any particular purpose, and Pasternack does not assume any liability arising out of the use of any part or documentation.

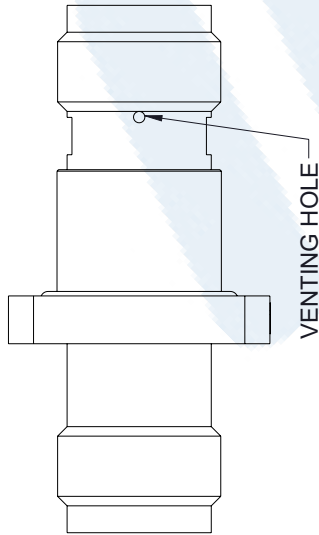
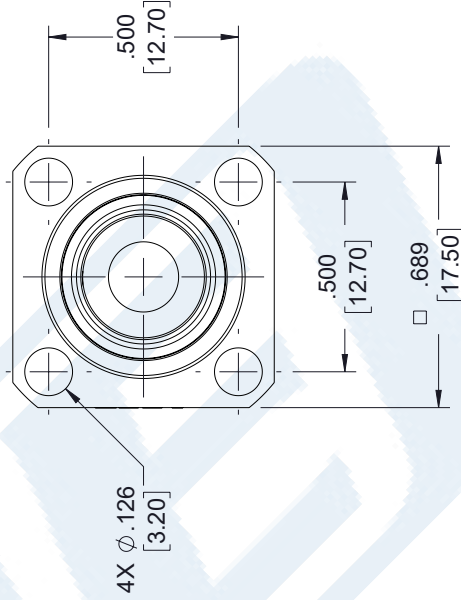
PE1354 CAD Drawing

Hermetically Sealed TNC Female to TNC Female 4 Hole Flange
Mount Adapter, 18GHz VSWR1.35, MIL-STD 348B

REVISIONS			
REV.	DESCRIPTION	DATE	APPROVED
A	INITIAL RELEASE	12/12/2022	AGANWANI

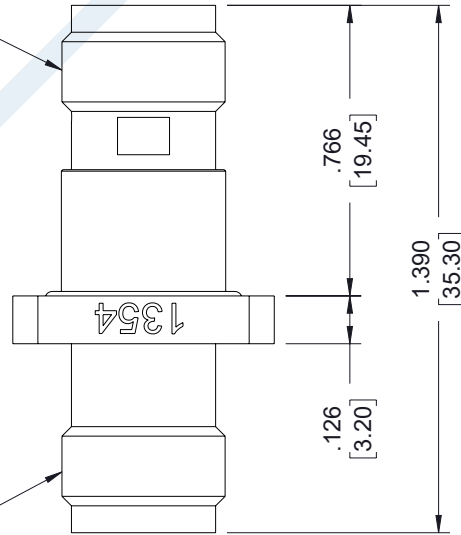


MOUNTING HOLES



VENTING HOLE

7/16-28UNEF-2A



THIRD-ANGLE PROJECTION

THE INFORMATION AND DESIGN IN THIS DOCUMENT IS THE PROPERTY OF PASTERNAK CORPORATION. ALL RIGHTS RESERVED.

SHEET 1 OF 1

SCALE N/A

PE PASTERNAK
an INFINITI® brand

Pasternack Enterprises, Inc.
P O Box 16759, Irvine, CA 92623
Phone: 1.949.261.1920 | 1.866.727.8376
Fax: 1.949.261.7451
Website: www.pasternack.com
E-mail: sales@pasternack.com

UNLESS OTHERWISE SPECIFIED
LEADING DIMENSIONS ARE INCHES
DIMENSIONS IN [] ARE MILLIMETERS

TOLERANCES:

X = ± .2 [5.08] FRACTIONS
XX = ± .02 [.51] ± 1/32
XXX = ± .005 [.13] ANGLES ± 1°

CABLE LENGTH (L) TOLERANCES:

L ≤ 12 [305] = +1 [25] / -0
12 [305] < L ≤ 60 [1524] = +2 [51] / -0
60 [1524] < L ≤ 120 [3048] = +4 [102] / -0
120 [3048] < L ≤ 300 [7620] = +6 [152] / -0
300 [7620] < L = +5% / -0

ALL DIMENSIONS SHOWN
ARE FOR REFERENCE ONLY.

SIZE CAGE CODE DRAWN BY ITEM NO.

A 53919 HBAKKE PE1354

REV A

THESE COMMODITIES, TECHNOLOGY OR SOFTWARE WERE EXPORTED FROM THE UNITED STATES IN ACCORDANCE WITH THE EXPORT ADMINISTRATION REGULATIONS. DIVERSION CONTRARY TO U.S. LAW PROHIBITED.