



## Low PIM 2 Way 4.3-10 Equal-Tapper High Power From 600 MHz to 2.7 GHz Rated at 300 Watts

### RF Tap Power Dividers Technical Data Sheet

PE20DV1027

#### Features

- Low PIM (-160 dBc)
- 300 watt CW Rating
- 600 to 2,700 MHz
- High Power
- 4.3-10 Female Connector
- Mounting Bracket

#### Applications

- Indoor/Outdoor Use (IP67)
- Base Station
- 4G/LTE/AWS/PCS/PMR/UMTS/TETRA/WiFi/WiMAX
- Distributed Antenna Systems (DAS)
- Wireless Infrastructure

#### Description

The PE20DV1027 is a High Power Equal Power Tapper with 4.3-10 Female connectors rated to 300 watt CW. Insertion loss is a low 0.15 dB.

Pasternack's family of Low PIM Equal Power Tappers (Tap Power Dividers) are designed without solder joints and a unique construction allows for exceptional performance within the 600 to 2,700 MHz frequency range. They are offered in a range of output port options to allow flexibility in the design of your DAS system. Especially designed and manufactured for the rigors of low PIM systems, this family of Tappers is rated at an average power of 300 watt CW, and have PIM performance of -160 dBc or better. They can be used indoor or outdoor as they meet the moisture requirements of IP67. They are available in four different connector types: N, DIN 7-16, 4.3-10, and Mini DIN 4.1/9.5.

#### Electrical Specifications

Description	Minimum	Typical	Maximum	Units
Frequency Range	0.6		2.7	GHz
Impedance		50		Ohms
Input VSWR			1.2:1	
Insertion Loss			0.15	dB
Passive Intermodulation 2 Tones @ 43 dBm: F1 = 1930 MHz, F2 = 1990 MHz			-160	dBc
Input Power (CW)			300	Watts
Input Power (Peak)			3	KWatts

Click the following link (or enter part number in "SEARCH" on website) to obtain additional part information including price, inventory and certifications: [Low PIM 2 Way 4.3-10 Equal-Tapper High Power From 600 MHz to 2.7 GHz Rated at 300 Watts PE20DV1027](#)



Low PIM 2 Way 4.3-10 Equal-Tapper High Power  
From 600 MHz to 2.7 GHz Rated at 300 Watts

## RF Tap Power Dividers Technical Data Sheet

PE20DV1027

### Mechanical Specifications

#### Size

Weight	0.947 lbs [429.55 g]
Housing Material and Plating	Aluminum, Conversion Coating
<b>Configuration</b>	
Package Type	Connectorized
Input Connector	4.3-10 Female
Output Connector	4.3-10 Female

### Environmental Specifications

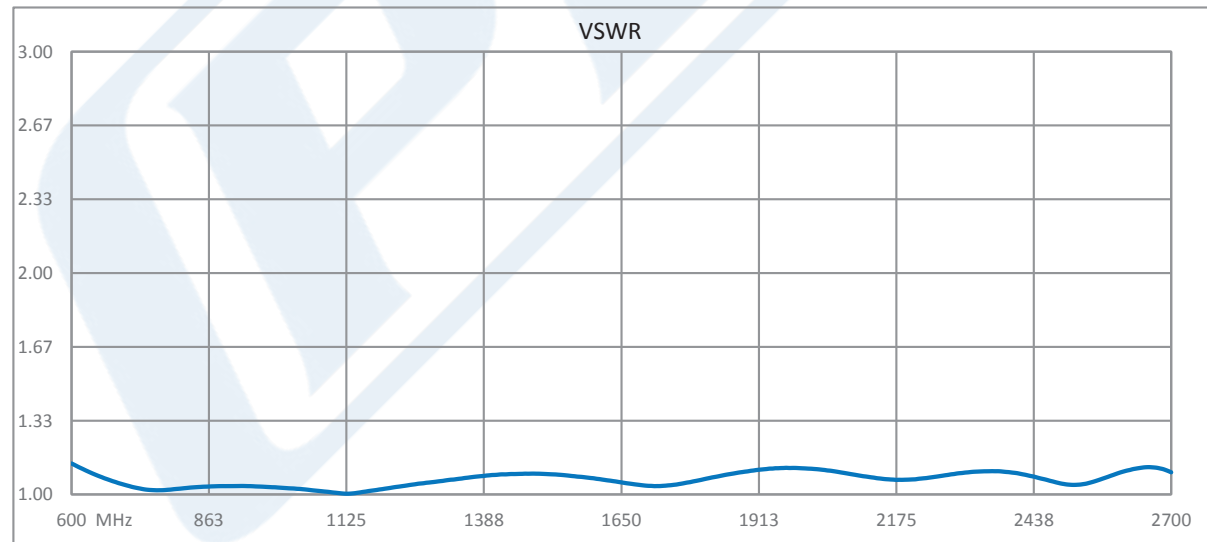
Ingress Protection (IP) Rating	IP67
--------------------------------	------

**Compliance Certifications** (see [product page](#) for current document)

### Plotted and Other Data

Notes:

#### Typical Performance Data



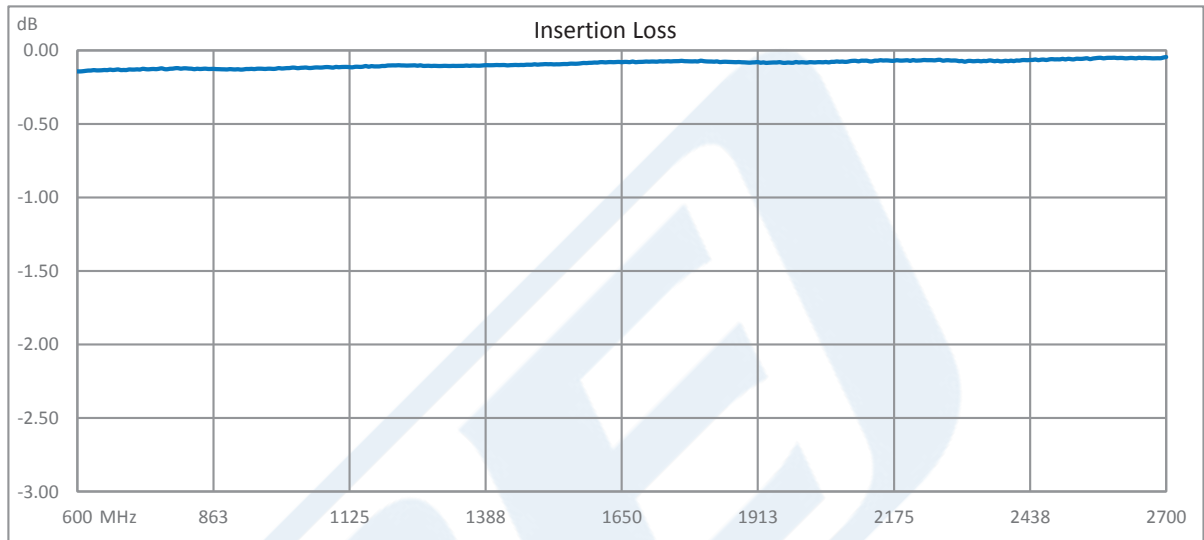
Click the following link (or enter part number in "SEARCH" on website) to obtain additional part information including price, inventory and certifications: [Low PIM 2 Way 4.3-10 Equal-Tapper High Power From 600 MHz to 2.7 GHz Rated at 300 Watts PE20DV1027](#)



Low PIM 2 Way 4.3-10 Equal-Tapper High Power  
From 600 MHz to 2.7 GHz Rated at 300 Watts

## RF Tap Power Dividers Technical Data Sheet

PE20DV1027



Low PIM 2 Way 4.3-10 Equal-Tapper High Power From 600 MHz to 2.7 GHz Rated at 300 Watts from Pasternack Enterprises has same day shipment for domestic and International orders. Our RF, microwave and millimeter wave products maintain a 99.4% availability and are part of the broadest selection in the industry.

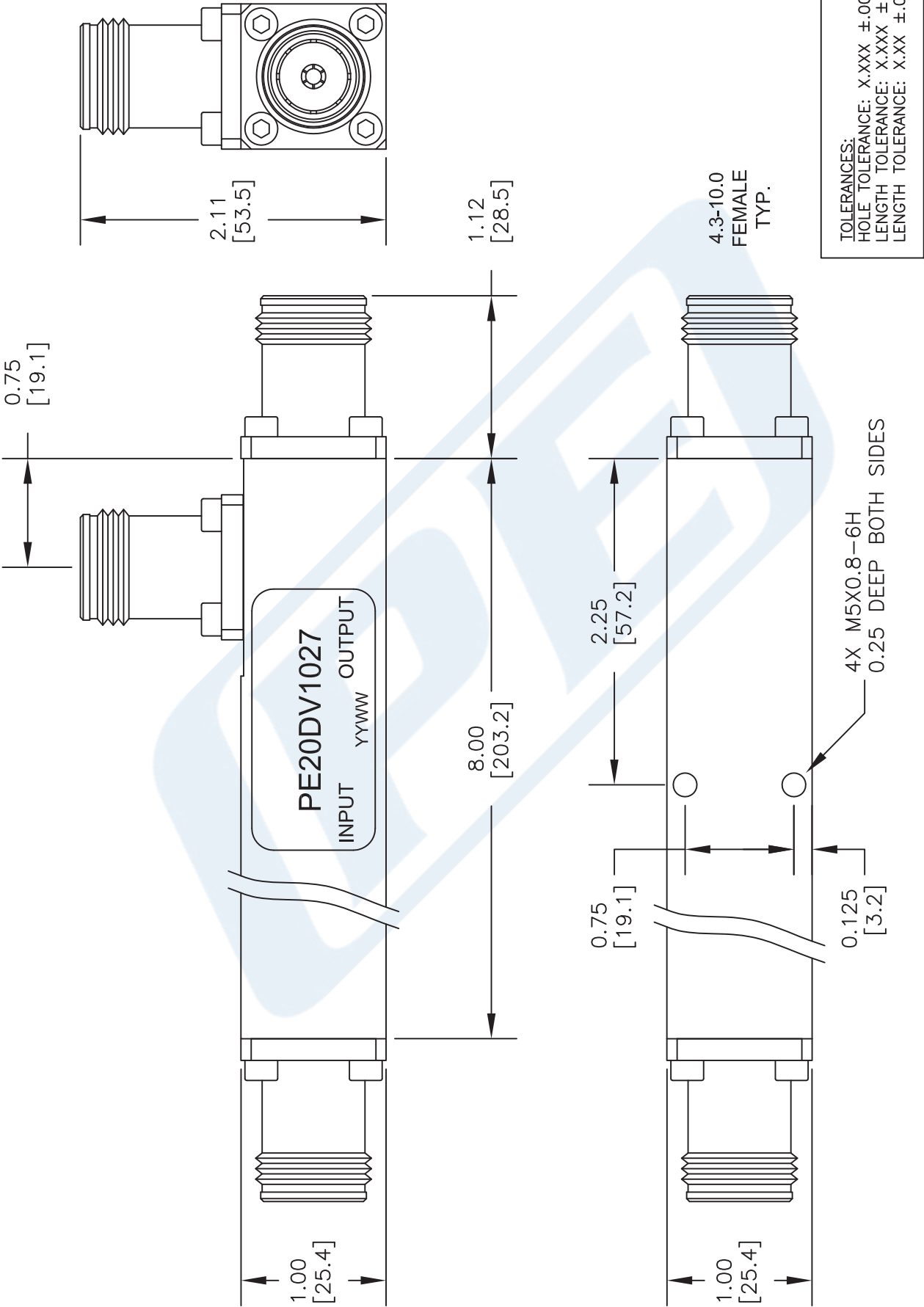
Click the following link (or enter part number in "SEARCH" on website) to obtain additional part information including price, inventory and certifications: [Low PIM 2 Way 4.3-10 Equal-Tapper High Power From 600 MHz to 2.7 GHz Rated at 300 Watts PE20DV1027](https://www.pasternack.com/low-pim-2-way-4.3-10-equal-tapper-600-mhz-2.7-ghz-300watts-pe20dv1027-p.aspx)

URL: <https://www.pasternack.com/low-pim-2-way-4.3-10-equal-tapper-600-mhz-2.7-ghz-300watts-pe20dv1027-p.aspx>

The information contained in this document is accurate to the best of our knowledge and representative of the part described herein. It may be necessary to make modifications to the part and/or the documentation of the part, in order to implement improvements. Pasternack reserves the right to make such changes as required. Unless otherwise stated, all specifications are nominal. Pasternack does not make any representation or warranty regarding the suitability of the part described herein for any particular purpose, and Pasternack does not assume any liability arising out of the use of any part or documentation.

PE20DV1027 CAD Drawing

Low PIM 2 Way 4.3-10 Equal-Tapper High Power From  
600 MHz to 2.7 GHz Rated at 300 Watts



NOTES:  
1. UNLESS OTHERWISE SPECIFIED ALL DIMENSIONS ARE NOMINAL.  
2. ALL SPECIFICATIONS ARE SUBJECT TO CHANGE WITHOUT NOTICE AT ANY TIME.  
3. DIMENSIONS ARE IN INCHES [mm].

DWG TITLE  
**PE20DV1027**

**PE PASTERNAK®**  
THE ENGINEER'S RF SOURCE  
Pasternack Enterprises, Inc.  
P.O. Box 16759 | Irvine | CA | 92623  
Phone: (949) 261-1920 | Fax: (949) 261-7451  
Website: www.pasternack.com | E-Mail: sales@pasternack.com

FSCM NO. 53919

CAD FILE 081716

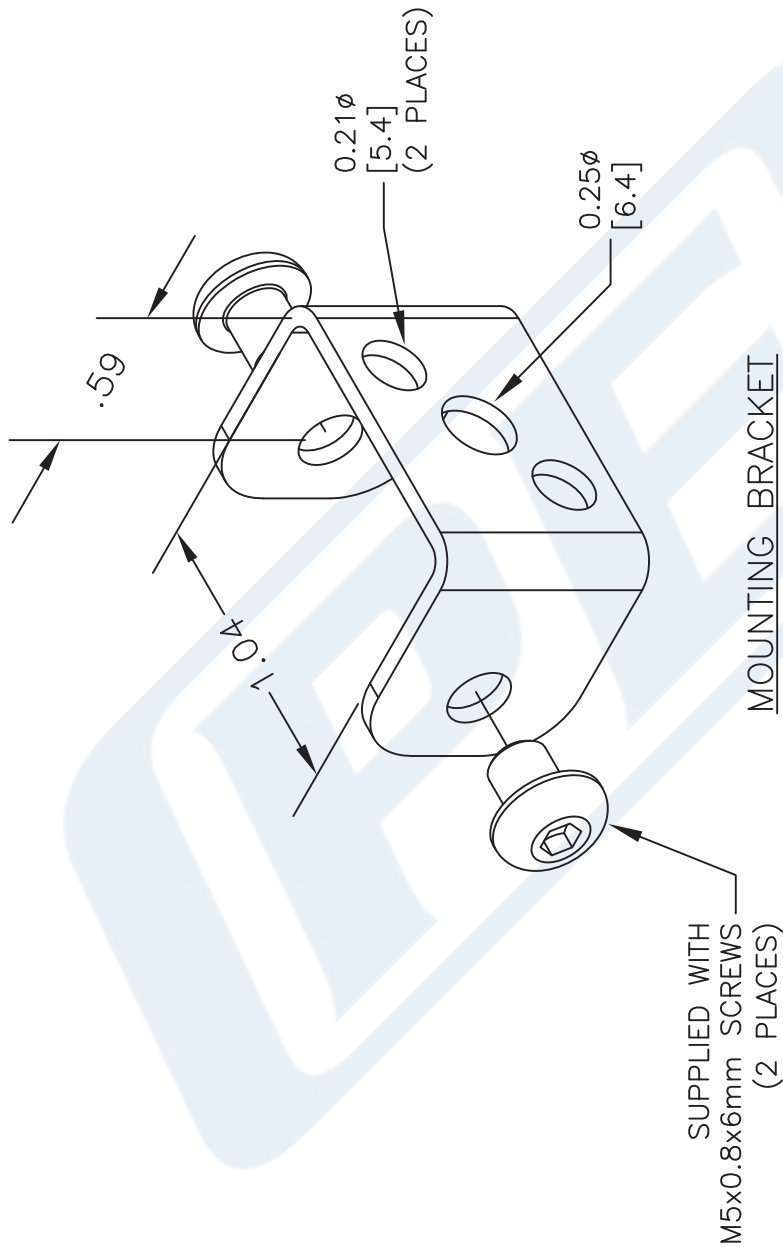
SCALE N/A

SIZE A

2233

# PE20DV1027 CAD Drawing

Low PIM 2 Way 4.3-10 Equal-Tapper High Power From  
600 MHz to 2.7 GHz Rated at 300 Watts



TOLERANCES:  
HOLE TOLERANCE: X.XXX  $\pm$ .003  
LENGTH TOLERANCE: X.XXX  $\pm$ .010  
LENGTH TOLERANCE: X.XX  $\pm$ .03

NOTES:  
1. UNLESS OTHERWISE SPECIFIED ALL DIMENSIONS ARE NOMINAL.  
2. ALL SPECIFICATIONS ARE SUBJECT TO CHANGE WITHOUT NOTICE AT ANY TIME.  
3. DIMENSIONS ARE IN INCHES [mm].

DWG TITLE

**PE20DV1027**

FSCM NO. 53919

**PE PASTERNAK®**  
THE ENGINEER'S RF SOURCE  
Pasternack Enterprises, Inc.  
P.O. Box 16759 | Irvine | CA | 92623  
Phone: (949) 261-1920 | Fax: (949) 261-7451  
Website: [www.pasternack.com](http://www.pasternack.com) | E-Mail: [sales@pasternack.com](mailto:sales@pasternack.com)

SIZE A

SCALE N/A

CAD FILE 081716

2233