

SMA Female 4 Hole Flange to BNC Female 4 Hole
Flange Cable 200 cm Using PE-SR047AL Coax



RF Cable Assemblies Technical Data Sheet

PE3W08325-200CM

Configuration

- Connector 1: SMA Female 4 Hole Flange
- Connector 2: BNC Female 4 Hole Flange
- Cable Type: PE-SR047AL

Features

- Max Frequency 2 GHz
- Shielding Effectivity > 90 dB
- 69.5% Phase Velocity

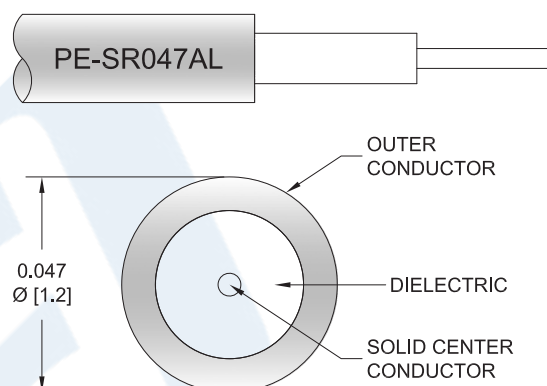
Applications

- General Purpose
- Laboratory Use

Description

Pasternack's PE3W08325-200CM SMA female 4 hole flange to BNC female 4 hole flange 200 cm cable using PE-SR047AL coax is part of our full line of RF components available for same-day shipping. Pasternack's semi-rigid RF cable assemblies are ideal for high performance applications and can be formed, using proper tooling, to the routing pattern required. This Pasternack SMA to BNC cable assembly has a female to female gender configuration with 50 ohm semi-rigid PE-SR047AL coax. The PE3W08325-200CM SMA female to BNC female cable assembly operates to 2 GHz. Our RF cable assembly with SMA 4 hole flange and BNC 4 hole flange interface allows designers to create external connections on their product enclosures, and can be used in a variety of other rack mount and panel mount applications.

Custom versions of most RF cable assemblies can be built and shipped same day. Custom cable assembly lengths can be obtained by specifying the desired length on the web site at time of order or by contacting a sales representative. Other available RF cable assembly value added services include connector orientation or clocking, heat shrink booting and custom labeling. RF testing can also be performed to document the electrical performance of your cable assembly.



Click the following link (or enter part number in "SEARCH" on website) to obtain additional part information including price, inventory and certifications: [SMA Female 4 Hole Flange to BNC Female 4 Hole Flange Cable 200 cm Using PE-SR047AL Coax PE3W08325-200CM](#)



SMA Female 4 Hole Flange to BNC Female 4 Hole
Flange Cable 200 cm Using PE-SR047AL Coax

RF Cable Assemblies Technical Data Sheet

PE3W08325-200CM

Electrical Specifications

Description	Minimum	Typical	Maximum	Units
Frequency Range	DC		2	GHz
VSWR			1.5:1	
Velocity of Propagation		69.5		%
RF Shielding	90			dB

Specifications by Frequency

Description	F1	F2	F3	F4	F5	Units
Frequency	0.05	0.1	0.25	0.5	2	GHz
Insertion Loss (Max.)	2.28	2.31	2.41	2.57	3.54	dB

Electrical Specification Notes:

The Insertion Loss data above is based on the performance specifications of the coax cable and connectors used in this assembly. The Insertion Loss is estimated as 0.1 dB per SMA female and BNC female connector.

Mechanical Specifications

Cable Assembly

Length*	78.74 in [200 cm]
Diameter	0.68 in [17.27 mm]

Cable

Cable Type	PE-SR047AL
Impedance	50 Ohms
Inner Conductor Type	Solid
Inner Conductor Material and Plating	Copper Clad Steel, Silver
Dielectric Type	PTFE
Number of Shields	1
Outer Conductor Material and Plating	Tinned Aluminum
Repeated Minimum Bend Radius	0.05 in [1.27 mm]

Click the following link (or enter part number in "SEARCH" on website) to obtain additional part information including price, inventory and certifications: [SMA Female 4 Hole Flange to BNC Female 4 Hole Flange Cable 200 cm Using PE-SR047AL Coax PE3W08325-200CM](#)



SMA Female 4 Hole Flange to BNC Female 4 Hole
Flange Cable 200 cm Using PE-SR047AL Coax

RF Cable Assemblies Technical Data Sheet

PE3W08325-200CM

Connectors

Description	Connector 1	Connector 2
Type	SMA Female 4 Hole Flange	BNC Female 4 Hole Flange
Specification	MIL-STD-348	MIL-STD-348
Impedance	50 Ohms	50 Ohms
Mating Cycles		500
Contact Material and Plating	Beryllium Copper, Gold over Nickel	Brass, Gold
Contact Plating Specification	50 µin minimum	
Dielectric Type	PTFE	PTFE
Outer Conductor Material and Plating	Stainless Steel, Gold over Nickel	Passivated Stainless Steel
Outer Conductor Plating Specification	50 µin minimum	
Body Material and Plating	Stainless Steel, Gold over Nickel	Passivated Stainless Steel
Body Plating Specification	50 µin minimum	

Environmental Specifications

Temperature

Operating Range -55 to +100 deg C

Compliance Certifications (see [product page](#) for current document)

Plotted and Other Data

Notes:

Click the following link (or enter part number in "SEARCH" on website) to obtain additional part information including price, inventory and certifications: [SMA Female 4 Hole Flange to BNC Female 4 Hole Flange Cable 200 cm Using PE-SR047AL Coax PE3W08325-200CM](#)



SMA Female 4 Hole Flange to BNC Female 4 Hole
Flange Cable 200 cm Using PE-SR047AL Coax

RF Cable Assemblies Technical Data Sheet

PE3W08325-200CM

How to Order

Part Number Configuration:

PE3W08325

- **xx**

uu

Unit of Measure:
cm = Centimeters
<blank> = Inches
Length
Base Number

Example: PE3W08325-12 = 12 inches long cable
PE3W08325-100cm = 100 cm long cable

SMA Female 4 Hole Flange to BNC Female 4 Hole Flange Cable 200 cm Using PE-SR047AL Coax from Pasternack Enterprises has same day shipment for domestic and International orders. Our RF, microwave and millimeter wave products maintain a 99.4% availability and are part of the broadest selection in the industry.

Click the following link (or enter part number in "SEARCH" on website) to obtain additional part information including price, inventory and certifications: [SMA Female 4 Hole Flange to BNC Female 4 Hole Flange Cable 200 cm Using PE-SR047AL Coax PE3W08325-200CM](#)

URL: <https://www.pasternack.com/sma-female-bnc-female-pe-sr047al-cable-assembly-pe3w08325-200cm-p.aspx>

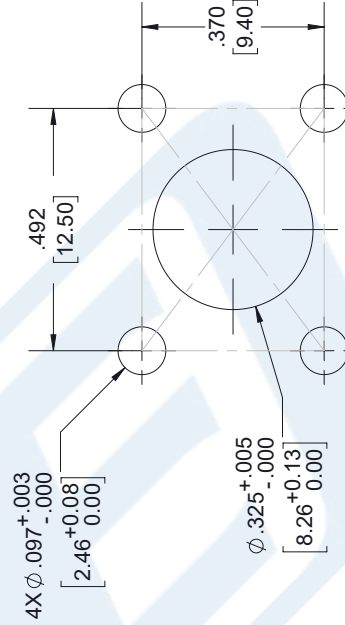
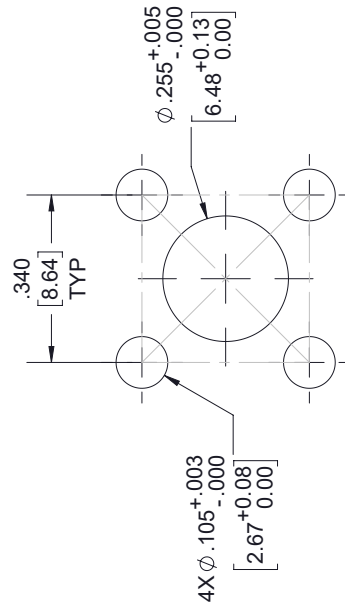
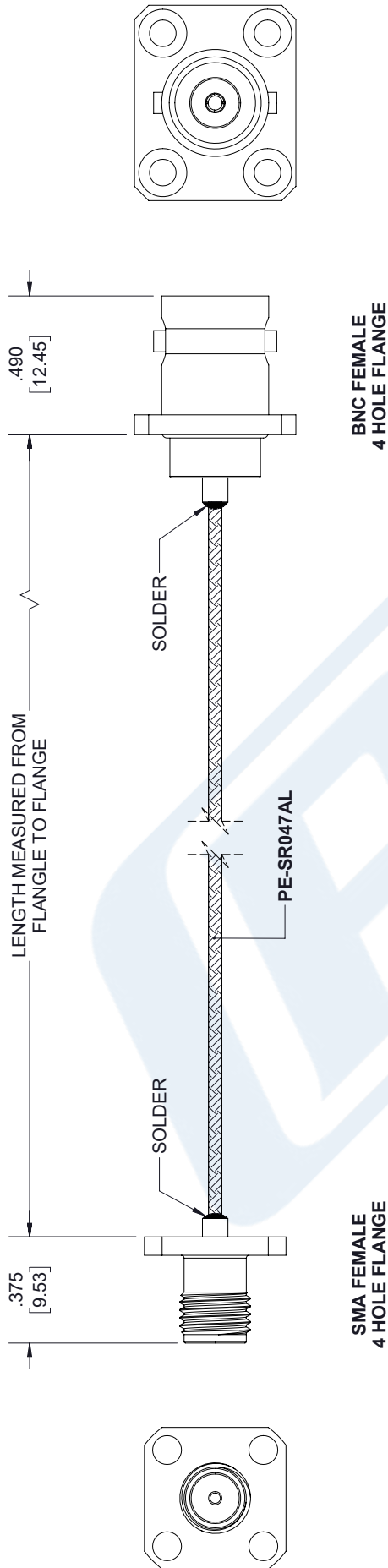
The information contained in this document is accurate to the best of our knowledge and representative of the part described herein. It may be necessary to make modifications to the part and/or the documentation of the part, in order to implement improvements. Pasternack reserves the right to make such changes as required. Unless otherwise stated, all specifications are nominal. Pasternack does not make any representation or warranty regarding the suitability of the part described herein for any particular purpose, and Pasternack does not assume any liability arising out of the use of any part or documentation.

PE3W08325-200CM CAD Drawing

SMA Female 4 Hole Flange to BNC Female 4 Hole Flange

Cable 200 cm Using PE-SR047AL Coax

REVISIONS			
REV.	DESCRIPTION	DATE	APPROVED
A	INITIAL RELEASE	1/23/2020	S.ELLIS



MOUNTING HOLE

MOUNTING HOLE

UNLESS OTHERWISE SPECIFIED
LEADING DIMENSIONS ARE INCHES
DIMENSIONS IN [] ARE MILLIMETERS

TOLERANCES:

.X = ± .2 [5.08] FRACTIONS ± 1/32

.XX = ± .02 [.51] ANGLES ± 1°

.XXX = ± .005 [.13] CABLE LENGTH (L) TOLERANCES:

L ≤ 12 [305] = ± 1 [25] / -0

12 [305] < L ≤ 60 [1524] = +2 [51] / -0

60 [1524] < L ≤ 120 [3048] = +4 [102] / -0

120 [3048] < L ≤ 300 [7620] = +6 [152] / -0

300 [7620] < L = +5% L / -0

ALL DIMENSIONS SHOWN
ARE FOR REFERENCE ONLY.



THE INFORMATION AND
DESIGN IN THIS DOCUMENT
IS THE PROPERTY OF
PASTERNAK CORPORATION
ALL RIGHTS RESERVED.

SHEET 1 OF 1

SCALE N/A

REV A

ITEM NO. PE3W08325

CAGE CODE 53919

DRAWN BY K.DANG

ITEM NO. PE3W08325

REV A

THESE COMMODITIES, TECHNOLOGY OR SOFTWARE WERE EXPORTED FROM THE UNITED STATES IN ACCORDANCE
WITH THE EXPORT ADMINISTRATION REGULATIONS. DIVERSION CONTRARY TO U.S. LAW PROHIBITED.