



7/16 DIN Male Connector Crimp/Non-Solder  
Contact Attachment for LMR-600, PE-C600

TECHNICAL DATA SHEET

PE45001

**Configuration**

Connector	7/16 DIN Male
Connector Interface Type	LMR-600, PE-C600
Attachment Method (Shield/Contact)	Crimp/Non-Solder Contact
Body Style	Straight

**Electrical Specifications**

Frequency Range	DC to 6 GHz
Impedance	50 Ohms
Maximum VSWR	1.2:1
Maximum Insertion Loss	0.05 dB
Maximum Operating Voltage	4,000 Volts

**Mechanical Specifications**

**Temperature**

Operating Range	-40 to +85 deg C
-----------------	------------------

**Size**

Length	2.02 in [51.31 mm]
Width/Dia.	1.24 in [31.50 mm]

**Connector**

Type	7/16 DIN Male
Contact Material and Plating	Copper, Silver
Contact Plating Specification	5µ in. minimum
Outer Conductor Material and Plating	Brass, Tri-Metal
Outer Conductor Plating Specification	2µ in. minimum
Coupling Nut Material and Plating	Brass, Nickel
Coupling Nut Plating Specification	5µ in. minimum
Hex Size	1 1/4 inch
Torque	18.439 ft-lbs [25 Nm]
Body Material and Plating	Brass, Tri-Metal
Body Plating Specification	2µ in. minimum
Dielectric Type	PTFE

**Compliance Certifications** (visit [www.Pasternack.com](http://www.Pasternack.com) for current document)

RoHS Compliant

Click the following link (or enter part number in "SEARCH" on website) to obtain additional part information including price, inventory and certifications: [7/16 DIN Male Connector Crimp/Non-Solder Contact Attachment for LMR-600, PE-C600 PE45001](#)



7/16 DIN Male Connector Crimp/Non-Solder  
Contact Attachment for LMR-600, PE-C600

TECHNICAL DATA SHEET

PE45001

**Plotted and Other Data**

Notes:

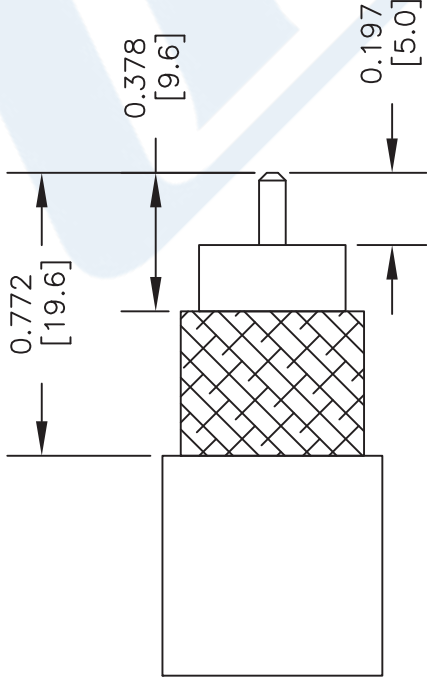
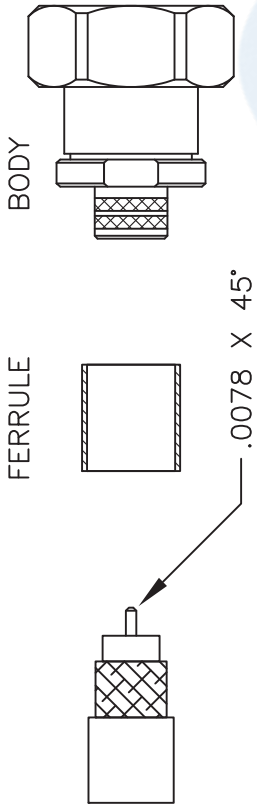
- Values at +25 °C, sea level

7/16 DIN Male Connector Crimp/Non-Solder Contact Attachment for LMR-600, PE-C600 from Pasternack Enterprises has same day shipment for domestic and International orders. Our RF, microwave and millimeter wave products maintain a 99% availability and are part of the broadest selection in the industry.

Click the following link (or enter part number in "SEARCH" on website) to obtain additional part information including price, inventory and certifications: [7/16 DIN Male Connector Crimp/Non-Solder Contact Attachment for LMR-600, PE-C600 PE45001](http://www.pasternack.com/7-16-male-standard-lmr-600-pe-c600-connector-pe45001-p.aspx)

URL: <http://www.pasternack.com/7-16-male-standard-lmr-600-pe-c600-connector-pe45001-p.aspx>

The information contained in this document is accurate to the best of our knowledge and representative of the part described herein. It may be necessary to make modifications to the part and/or the documentation of the part, in order to implement improvements. Pasternack reserves the right to make such changes as required. Unless otherwise stated, all specifications are nominal. Pasternack does not make any representation or warranty regarding the suitability of the part described herein for any particular purpose, and Pasternack does not assume any liability arising out of the use of any part or documentation.



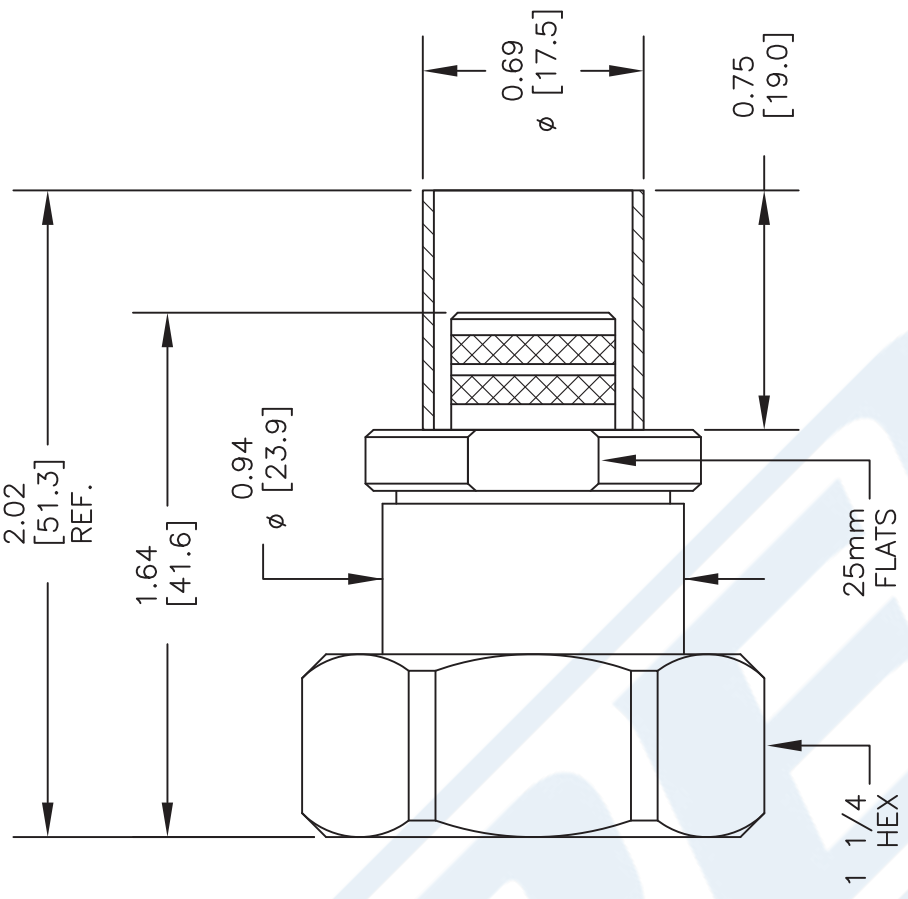
## STRIPPING DIMENSIONS

## ASSEMBLY PROCEDURES

1. STRIP CABLE AS SHOWN & CHAMFER CENTER CONDUCTOR.
2. SLIDE FERRULE OVER CABLE. INSTALL CABLE INTO BODY OF CONNECTOR. PUSH UNTIL IT SEATS IN PLACE.
3. SLIDE FERRULE FORWARD AND BUTT AGAINST CONNECTOR SHOULDER, THEN CRIMP FERRULE.

## CRIMP SIZE REQUIRED

FERRULE: .610" HEX CRIMP TOOL



DWG TITLE

**PE45001**

FSCM NO. 53919

CAD FILE 022414

SCALE N/A

SIZE A

2233

NOTES:  
1. UNLESS OTHERWISE SPECIFIED ALL DIMENSIONS ARE NOMINAL.  
2. ALL SPECIFICATIONS ARE SUBJECT TO CHANGE WITHOUT NOTICE AT ANY TIME.  
3. DIMENSIONS ARE IN INCHES [mm].  
4. FITS MIL-C-17 AND EQUIVALENT CABLES.



Pasternack Enterprises, Inc.  
P.O. Box 16759 | Irvine | CA | 92623  
Phone: (949) 261-1920 | Fax: (949) 261-7451  
Website: [www.pasternack.com](http://www.pasternack.com) | E-Mail: [sales@pasternack.com](mailto:sales@pasternack.com)