



Low PIM 200 Watt RF Load 0.4 GHz to 6 GHz with
4.3-10 Female Black Anodized Aluminum

RF Terminations Technical Data Sheet

PE6TR1155

Features

- 50 Ohm Impedance
- 400 to 6,000 MHz Frequency Range
- VSWR 1.25:1 Typ
- Max Power 200 Watts (CW)
- PIM rating -168dBc Typical
- 4.3-10 Female Coaxial Interface

Applications

- Wireless
- SatCom
- Test and Measurement
- Commercial and Military Communication
- Base Station
- 4G/AWS/PCS

Description

Pasternack's PE6TR1155 is a high power RF cable termination (also called RF load or dummy load) that operates from 400 to 6,000 MHz and handles up to 200 Watts (CW). Our 4.3-10 termination / load is a 50 Ohm impedance and has a female gender. PE6TR1155 load termination offers 1.25:1 VSWR and low PIM (passive intermodulation) of -168 dBc typical. This Pasternack 200 Watts terminator has a heatsink body which is designed to provide adequate heat dissipation within its full frequency of operation.

RF load / terminations are indispensable components in many RF, microwave and millimeter wave systems where signal reflection from unused ports can potentially damage the device or reduce the signal integrity. By terminating an unused port with a matched load (dummy load), the incident energy will be absorbed with minimal reflection. These termination components are commonly used to terminate devices such as couplers, hybrids, and combiners. They are also widely used in measurement systems to ensure accurate results. Pasternack offers a huge selection of RF, microwave and millimeter wave terminations up to 65 GHz with excellent performance over the entire operating range and power handling capabilities up to 800 Watts (CW).

Electrical Specifications

Description	Minimum	Typical	Maximum	Units
Frequency Range	0.4		6	GHz
Impedance		50		Ohms
VSWR		1.25:1		
Passive Intermodulation 2x43dBm		-168	-160	dBc
Input Power (CW)			200	Watts
Input Power (Peak) 8% duty cycle, 20us PW			2	kWatts

Click the following link (or enter part number in "SEARCH" on website) to obtain additional part information including price, inventory and certifications: [Low PIM 200 Watt RF Load 0.4 GHz to 6 GHz with 4.3-10 Female Black Anodized Aluminum PE6TR1155](#)



Low PIM 200 Watt RF Load 0.4 GHz to 6 GHz with
4.3-10 Female Black Anodized Aluminum

RF Terminations Technical Data Sheet

PE6TR1155

Mechanical Specifications

Size

Length	6.69 in [169.93 mm]
Width	5.12 in [130.05 mm]
Height	3.15 in [80.01 mm]
Weight	4.41 lbs [2 kg]
Package Type	Connectorized

Configuration

Connector	4.3-10 Female
Termination Design	RF Load

Material Specifications

Description	Material	Plating
Connector 1 Contact	Beryllium Copper	Gold
Body	Brass	Tri-Metal
Housing	Black Anodized Aluminum Heatsink	

Environmental Specifications

Temperature

Operating Range	-40 to +75 deg C
Storage Range	-50 to +85 deg C

Humidity	<95%
Shock	IEC 60068-2-27
Vibration	IEC 60068-2-6-Fc
Altitude	<5000m
Thermal Shock	IEC 60068 -2-14-Na

Compliance Certifications (see [product page](#) for current document)

Plotted and Other Data

Notes:

Click the following link (or enter part number in "SEARCH" on website) to obtain additional part information including price, inventory and certifications: [Low PIM 200 Watt RF Load 0.4 GHz to 6 GHz with 4.3-10 Female Black Anodized Aluminum PE6TR1155](#)



Low PIM 200 Watt RF Load 0.4 GHz to 6 GHz with 4.3-10 Female Black Anodized Aluminum

RF Terminations Technical Data Sheet

PE6TR1155

Low PIM 200 Watt RF Load 0.4 GHz to 6 GHz with 4.3-10 Female Black Anodized Aluminum from Pasternack Enterprises has same day shipment for domestic and International orders. Our RF, microwave and millimeter wave products maintain a 99.4% availability and are part of the broadest selection in the industry.

Click the following link (or enter part number in "SEARCH" on website) to obtain additional part information including price, inventory and certifications: [Low PIM 200 Watt RF Load 0.4 GHz to 6 GHz with 4.3-10 Female Black Anodized Aluminum PE6TR1155](https://www.pasternack.com/200-watts-4.3-10-female-rf-load-6-ghz-low-pim-pe6tr1155-p.aspx)

URL: <https://www.pasternack.com/200-watts-4.3-10-female-rf-load-6-ghz-low-pim-pe6tr1155-p.aspx>

The information contained in this document is accurate to the best of our knowledge and representative of the part described herein. It may be necessary to make modifications to the part and/or the documentation of the part, in order to implement improvements. Pasternack reserves the right to make such changes as required. Unless otherwise stated, all specifications are nominal. Pasternack does not make any representation or warranty regarding the suitability of the part described herein for any particular purpose, and Pasternack does not assume any liability arising out of the use of any part or documentation.

PE6TR1155 CAD Drawing

Low PIM 200 Watt RF Load 0.4 GHz to 6 GHz with 4.3-10 Female Black Anodized Aluminum

F

E

D

C

B

A

F

E

D

C

B

A

1

2

3

4

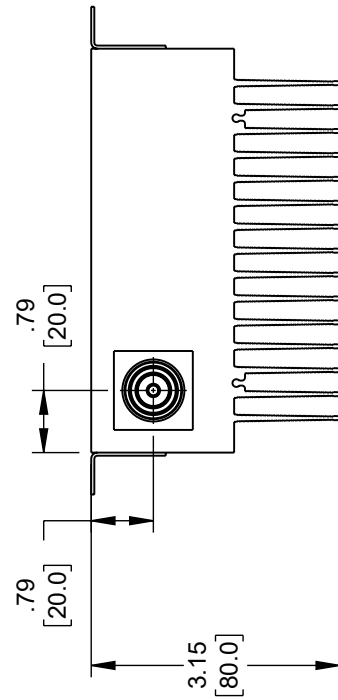
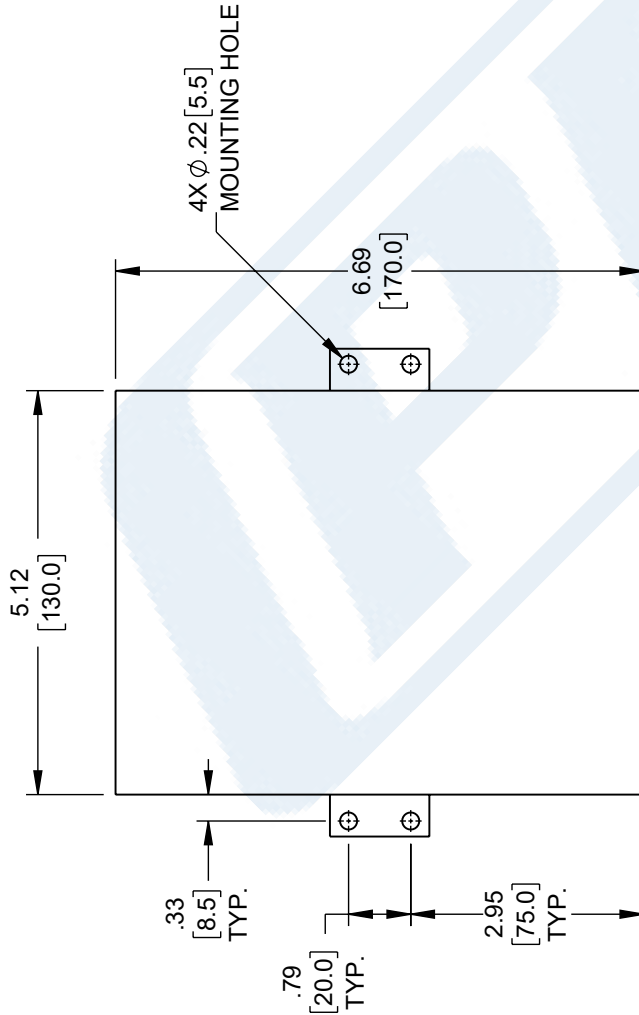
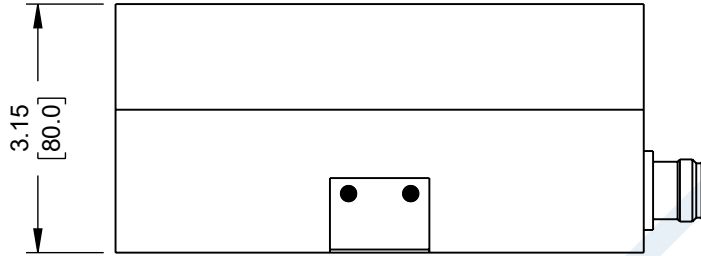
5

6

6

REVISION

ZONE	REV	DESCRIPTION	DATE	CHANGED BY	APPROVED
	A	INITIAL RELEASE	03/10/2023	SREITER	SPONG



UNLESS OTHERWISE SPECIFIED
LEADING DIMENSIONS ARE INCHES
DIMENSIONS IN [] ARE MILLIMETERS

TOLERANCES:

X = ±.2 [5] FRACTIONS
.XX = ±.02 [.5] ±.132
.XXX = ±.005 [.13] ANGLES ± 1°

CABLE LENGTH TOLERANCES:

≤12 [305] = +1 [25] / -0
>12 [305] ≤ 60 [1524] = +2 [51] / -0
>60 [1524] ≤ 120 [3048] = +4 [102] / -0
>120 [3048] ≤ 300 [7620] = +6 [152] / -0
>300 [7620] = +5% / -0

ALL DIMENSIONS ARE FOR REFERENCE ONLY
AND SUBJECT TO CHANGE WITHOUT NOTICE



Website: www.Pasternack.com
Phone: 1.866.727.8376 | 1.949.261.1920

DESCRIPTION

RF TERMINATION 4.3-10 FEMALE 400MHz TO 6GHz 200W,
LOW PIM

SCALE NONE SHEET 1 OF 1

INTERPRET ALL DIMENSIONS AND TOLERANCES PER ASME Y14.5

SIZE A CASE CODE A 53919 DRAWN BY SREITER ITEM NO. PE6TR1155 REV A

THE INFORMATION CONTAINED IN THIS DRAWING IS THE SOLE PROPERTY OF INFINITE ELECTRONICS, INC. ANY REPRODUCTION IN PART OR WHOLE WITHOUT THE WRITTEN PERMISSION OF INFINITE ELECTRONICS, INC. IS PROHIBITED. THESE COMMODITIES, TECHNOLOGY OR SOFTWARE WERE EXPORTED FROM THE UNITED STATES IN ACCORDANCE WITH THE EXPORT ADMINISTRATION REGULATIONS. DIVERSION CONTRARY TO U.S. LAW PROHIBITED.

T-Rev.D2