



Push-On SMP Female to MMBX Plug Snap-On Adapter, with male center contact

RF Adapters Technical Data Sheet

PE91364

Configuration

- Push-On SMP Female Connector 1
- Snap-On MMBX Plug Connector 2
- 50 Ohms
- Straight Body Geometry

Features

- Max VSWR of 1.25:1 up to 6 GHz
- Gold Plated Beryllium Copper Contact
- Reliable Snap-On connection method
- Mechanical misalignment tolerance of 4.5°/0.7mm Max

Applications

- Allows Connection Between Series
- General Purpose Test
- Low cost blind mate interconnect
- Multi circuit board radios
- Board to board applications requiring multiple coaxial connections

Description

Pasternack's PE91364 push-on SMP female to MMBX plug snap-on adapter, is part of our full line of RF components available for same-day shipping. Our SMP to MMBX adapter has a female to plug gender configuration. PE91364 SMP female to MMBX plug adapter is gold plated and operates to 6 GHz. The Pasternack RF adapter provides excellent VSWR of 1.25:1 maximum.

RF adapters are often used to enable connections between two connector types that would otherwise not mate. Certain adapter configurations can also be used to protect connectors on expensive equipment where the number of connect/disconnect cycles is high. An RF, microwave or millimeter wave adapter is connected to the equipment, and the commonly changed connection is made with the adapter which can be easily replaced when it wears out after high usage; such adapters are referred to as connector savers. Pasternack also offers bulkhead, panel mount, hermetically sealed, reverse polarity, and isolated ground adapter varieties to serve all of your RF, microwave and millimeter wave needs.

Electrical Specifications

Description	Minimum	Typical	Maximum	Units
Frequency Range	DC		6	GHz
VSWR			1.25:1	
Insertion Loss			0.36	dB
Operating Voltage (AC)			300	Vrms
Dielectric Withstanding Voltage (AC)			500	Vrms
Insulation Resistance	1,000			MOhms

Mechanical Specifications

Size

Length	0.3 in [7.62 mm]
Width	0.15 in [3.81 mm]
Weight	0.0005 lbs [0.23 g]

Click the following link (or enter part number in "SEARCH" on website) to obtain additional part information including price, inventory and certifications: [Push-On SMP Female to MMBX Plug Snap-On Adapter, with male center contact PE91364](#)



Push-On SMP Female to MMBX Plug Snap-On Adapter, with male center contact

RF Adapters Technical Data Sheet

PE91364

Description	Connector 1	Connector 2
Type	SMP Female	MMBX Plug
Polarity	Standard	Standard
Mating Cycles	100	100
Contact Captivation Axial Force, Min	2.25 lbs [1.02 Kg]	2.25 lbs [1.02 Kg]

Material Specifications

Description	Connector 1		Connector 2	
	Material	Plating	Material	Plating
Type	Push-On SMP Female		Snap-On MMBX Plug	
Contact	Beryllium Copper	Gold	Beryllium Copper	Gold
Insulation	PTFE		PTFE	
Outer Conductor	Brass	Gold	Beryllium Copper	Gold
Body	Beryllium Copper	Gold	Beryllium Copper	Gold

Environmental Specifications

Temperature

Operating Range -55 to +155 deg C

Compliance Certifications (see [product page](#) for current document)

Plotted and Other Data

Notes:

Click the following link (or enter part number in "SEARCH" on website) to obtain additional part information including price, inventory and certifications: [Push-On SMP Female to MMBX Plug Snap-On Adapter, with male center contact PE91364](#)



Push-On SMP Female to MMBX Plug Snap-On Adapter, with male center contact

RF Adapters Technical Data Sheet

PE91364

Push-On SMP Female to MMBX Plug Snap-On Adapter, with male center contact from Pasternack Enterprises has same day shipment for domestic and International orders. Our RF, microwave and millimeter wave products maintain a 99% availability and are part of the broadest selection in the industry.

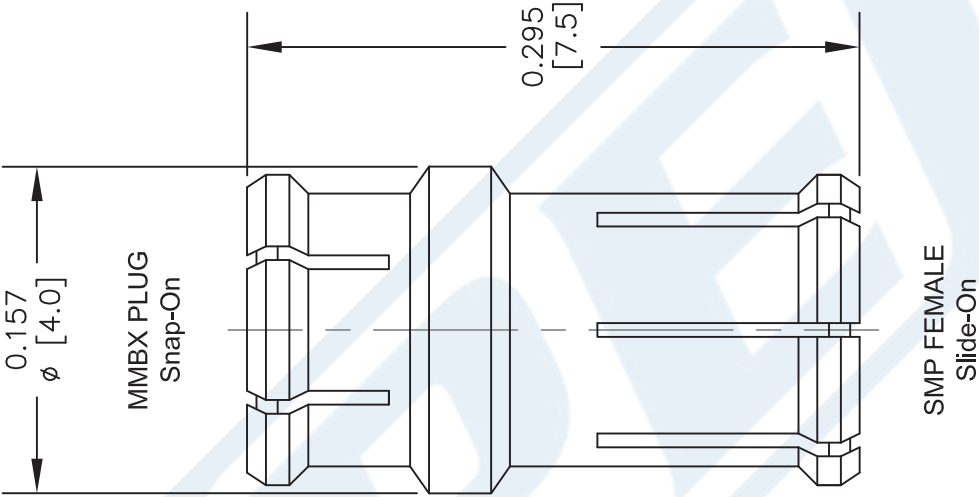
Click the following link (or enter part number in "SEARCH" on website) to obtain additional part information including price, inventory and certifications: [Push-On SMP Female to MMBX Plug Snap-On Adapter, with male center contact PE91364](https://www.pasternack.com/smp-female-mmbx-plug-straight-adapter-pe91364-p.aspx)

URL: <https://www.pasternack.com/smp-female-mmbx-plug-straight-adapter-pe91364-p.aspx>

The information contained in this document is accurate to the best of our knowledge and representative of the part described herein. It may be necessary to make modifications to the part and/or the documentation of the part, in order to implement improvements. Pasternack reserves the right to make such changes as required. Unless otherwise stated, all specifications are nominal. Pasternack does not make any representation or warranty regarding the suitability of the part described herein for any particular purpose, and Pasternack does not assume any liability arising out of the use of any part or documentation.

PE91364 CAD Drawing

Push-On SMP Female to MMBX Plug Snap-On Adapter, with male center contact



STANDARD TOLERANCES
.X ± 0.2
.XX ± 0.1
.XXX ± 0.05

*STANDARD TOLERANCES APPLY ONLY TO DIMENSIONS IN INCHES

PE PASTERNAK®
THE ENGINEER'S RF SOURCE
Pasternack Enterprises, Inc.
P.O. Box 16759 | Irvine | CA | 92623
Phone: (949) 261-1920 | Fax: (949) 261-7451
Website: www.pasternack.com | E-Mail: sales@pasternack.com

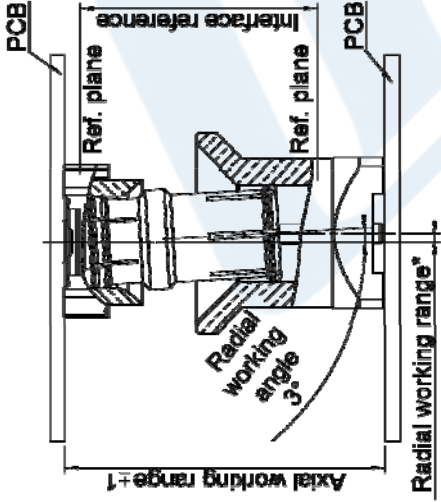
DWG TITLE
PE91364

FSCM NO. 53919

NOTES:
1. UNLESS OTHERWISE SPECIFIED ALL DIMENSIONS ARE NOMINAL.
2. ALL SPECIFICATIONS ARE SUBJECT TO CHANGE WITHOUT NOTICE AT ANY TIME.
3. DIMENSIONS ARE IN INCHES [mm].

CAD FILE 092616 SCALE N/A SIZE A 2233

SMP-MAX radial and axial working range



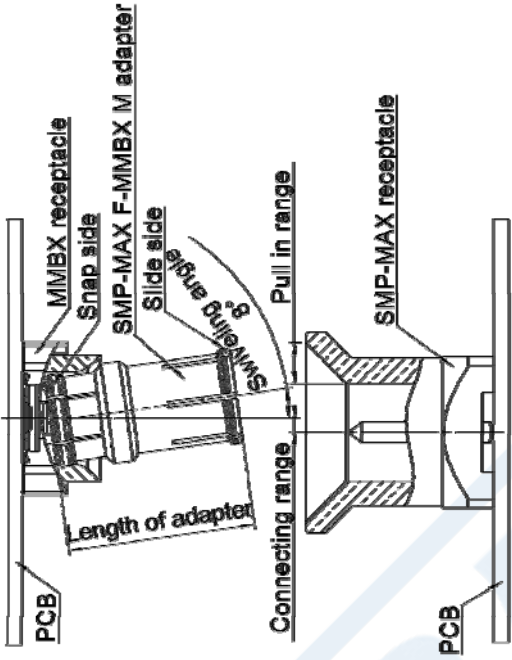
Electrical performance is achieved when radial and axial misalignments are within their working ranges.
Radial working range = (length of the adapter)* Sin(radial working angle).

STANDARD TOLERANCES

.X	±0.2
.XX	±0.1
.XXX	±0.05

*STANDARD TOLERANCES APPLY ONLY TO DIMENSIONS IN INCHES

SMP-MAX connecting range



The connecting range represents the maximum misalignment during connection.
The swiveling angle is the maximum possible angle of the adapter in a snap receptacle.
A blind assembly is guaranteed if radial misalignment is smaller than connecting range. Otherwise a manual lead-in is necessary.

PE

PASTERNAK®

THE ENGINEER'S RF SOURCE

Pasternack Enterprises, Inc.

P.O. Box 16759 | Irvine | CA | 92623

Phone: (949) 261-1920 | Fax: (949) 261-7451

Website: www.pasternack.com | E-Mail: sales@pasternack.com

DWG TITLE
PE91364

- NOTES:
1. UNLESS OTHERWISE SPECIFIED ALL DIMENSIONS ARE NOMINAL.
 2. ALL SPECIFICATIONS ARE SUBJECT TO CHANGE WITHOUT NOTICE AT ANY TIME.
 3. DIMENSIONS ARE IN INCHES [mm].

FSCM NO. 53919

CAD FILE 092616

SCALE N/A

SIZE A

2233