

RF Adapter, 45 Degree Angle 2.92mm plug
to 2.92mm jack 40GHz VSWR1.15

RF Adapters Technical Data Sheet

PE91591

Configuration

- 2.92mm Male Connector 1
- 2.92mm Female Connector 2
- 50 Ohm
- 45 Degree Body Geometry

Features

- Max VSWR of 1.15:1 up to 40 GHz
- Gold over Nickel Plated Beryllium Copper Contact

Applications

- General Purpose Test

Description

2.92 mm adapter PE91591 from Pasternack Enterprises is part of a very large selection of in-stock interconnect RF components. Our 2.92 mm to 2.92 mm adapter is a coaxial adapter design with a 50 Ohm impedance. This 50 Ohm 2.92 mm adapter is manufactured to precise RF adapter specifications and has a maximum VSWR of 1.150.

Our in-series connection type RF adapter, which operates to 40 GHz makes connections in tight spaces easier. This passivated stainless steel RF adapter can be used to make connections between two connector types that would not otherwise mate. This 2.92 mm adapter contains beryllium copper contacts with gold over nickel contact plating.

This 2.92 mm to 2.92 mm adapter is constructed with male gender on side 1 and female on side 2. PE91591 2.92 mm male to 2.92 mm female coaxial adapter from Pasternack has a 45-degree angled body ideal for routing RF/Microwave signals in tight spaces. Additionally, RF adapters can be utilized to protect connectors on expensive equipment where the number of connect and disconnect cycles is high.

Pasternack 2.92 mm male to 2.92 mm female adapter is part of over one million RF microwave and millimeter wave components in stock. 45-degree angle RF 2.92 mm adapter is ready for same day purchase and shipping worldwide. We also stock and/or custom build 2.92 mm coaxial cables that ship quickly from our facility for all your RF adapter component needs.


Electrical Specifications

Description	Minimum	Typical	Maximum	Units
Frequency Range	DC		40	GHz
VSWR			1.15:1	

Performance by Frequency

Description	F1	F2	F3	F4	F5	Units
Frequency Range	DC to 2	2 to 8	8 to 10	10 to 20	20 to 40	GHz
Insertion Loss, Max	0.071	0.141	0.158	0.224	0.316	dB

Click the following link (or enter part number in "SEARCH" on website) to obtain additional part information including price, inventory and certifications: [RF Adapter, 45 Degree Angle 2.92mm plug to 2.92mm jack 40GHz VSWR1.15 PE91591](#)



RF Adapter, 45 Degree Angle 2.92mm plug
to 2.92mm jack 40GHz VSWR1.15

RF Adapters Technical Data Sheet

PE91591

Mechanical Specifications

Size

Length	0.93 in [23.62 mm]
Width	0.33 in [8.38 mm]
Height	0.60 in [15.27 mm]
Weight	0.02 lbs [9.07 g]

Description	Connector 1	Connector 2
Type	2.92mm Male	2.92mm Female
Polarity	Standard	Standard

Material Specifications

Description	Connector 1		Connector 2	
	Material	Plating	Material	Plating
Type	2.92mm Male		2.92mm Female	
Contact	Beryllium Copper	Gold over Nickel	Beryllium Copper	Gold over Nickel
Outer Conductor			Passivated Stainless Steel	
Body	Passivated Stainless Steel		Passivated Stainless Steel	
Coupling Nut	Passivated Stainless Steel			

Environmental Specifications

Temperature

Operating Range	-55 to +105 °C
-----------------	----------------

Humidity

Thermal Shock

Salt Spray

MIL-STD-202, Method 206

MIL-STD-202, Method 107, Condition B


MIL-STD-202, Method 101, Condition B

Compliance Certifications (see [product page](#) for current document)

Plotted and Other Data

Notes:

Click the following link (or enter part number in "SEARCH" on website) to obtain additional part information including price, inventory and certifications: [RF Adapter, 45 Degree Angle 2.92mm plug to 2.92mm jack 40GHz VSWR1.15 PE91591](#)



RF Adapter, 45 Degree Angle 2.92mm plug
to 2.92mm jack 40GHz VSWR1.15

RF Adapters Technical Data Sheet

PE91591

RF Adapter, 45 Degree Angle 2.92mm plug to 2.92mm jack 40GHz VSWR1.15 from Pasternack Enterprises has same day shipment for domestic and International orders. Our RF, microwave and millimeter wave products maintain a 99.4% availability and are part of the broadest selection in the industry.

Click the following link (or enter part number in "SEARCH" on website) to obtain additional part information including price, inventory and certifications: [RF Adapter, 45 Degree Angle 2.92mm plug to 2.92mm jack 40GHz VSWR1.15 PE91591](https://www.pasternack.com/2.92mm-male-to-2.92mm-female-45-degree-adapter-pe91591-p.aspx)

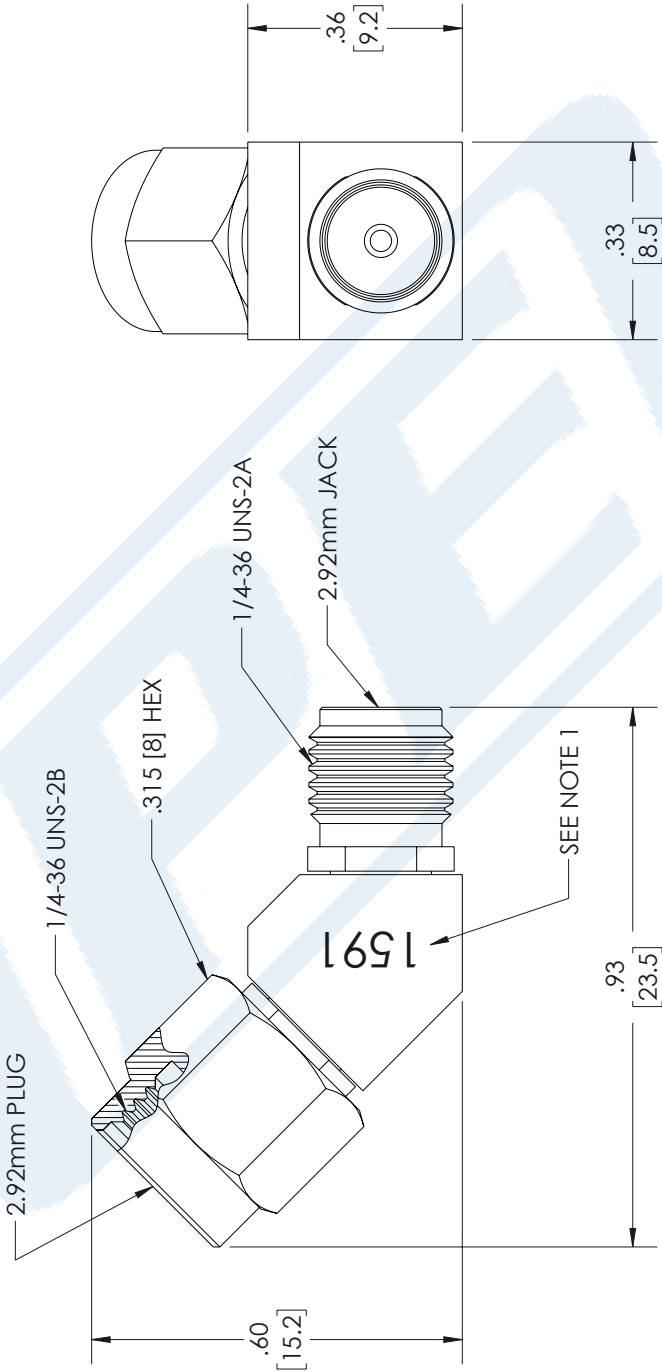
URL: <https://www.pasternack.com/2.92mm-male-to-2.92mm-female-45-degree-adapter-pe91591-p.aspx>

The information contained in this document is accurate to the best of our knowledge and representative of the part described herein. It may be necessary to make modifications to the part and/or the documentation of the part, in order to implement improvements. Pasternack reserves the right to make such changes as required. Unless otherwise stated, all specifications are nominal. Pasternack does not make any representation or warranty regarding the suitability of the part described herein for any particular purpose, and Pasternack does not assume any liability arising out of the use of any part or documentation.

PE91591 CAD Drawing

RF Adapter, 45 Degree Angle 2.92mm plug to 2.92mm jack 40GHz VSWR1.15

REVISIONS			
REV.	DESCRIPTION	DATE	APPROVED
A	INITIAL RELEASE	11/03/2022	DWANG



NOTES:

1. ITEM IS MARKED WITH ITEM NUMBER APPROXIMATELY WHERE SHOWN.

THESE COMMODITIES, TECHNOLOGY OR SOFTWARE WERE EXPORTED FROM THE UNITED STATES IN ACCORDANCE WITH THE EXPORT ADMINISTRATION REGULATIONS. DIVERSION CONTRARY TO U.S. LAW PROHIBITED.

UNLESS OTHERWISE SPECIFIED LEADING DIMENSIONS ARE INCHES DIMENSIONS IN [] ARE MILLIMETERS	
TOLERANCES:	
.X = ± .2 [5.08]	FRACTIONS ± 1/32
.XX = ± .02 [.51]	ANGLES ± 1°
.XXX = ± .005 [.13]	
CABLE LENGTH (L) TOLERANCES:	
L ≤ 12 [305] = +1 [25] / -0	
12 [305] < L ≤ 60 [1524] = +2 [51] / -0	
60 [1524] < L ≤ 120 [3048] = +4 [102] / -0	
120 [3048] < L ≤ 300 [7620] = +6 [152] / -0	
300 [7620] < L = +5%L / -0	
ALL DIMENSIONS SHOWN ARE FOR REFERENCE ONLY.	

PE PASTERNAK an INFINITE brand	
Pasternack Enterprises, Inc. P.O. Box 16759, Irvine, CA 92623. Phone: 1.949.261.1920 1.866.727.8376 Fax: 1.949.261.7451 Website: www.pasternack.com E-mail: sales@pasternack.com	
SIZE	53919
CAGE CODE	AKRESOWSKI
DRAWN BY	ITEM NO.
A	PE91591

THIRD-ANGLE PROJECTION	
THE INFORMATION AND DESIGN IN THIS DOCUMENT IS THE PROPERTY OF PASTERNAK CORPORATION ALL RIGHTS RESERVED.	
SHEET	1 OF 1
SCALE	N/A
REV	A