



High Temperature Adapter 2.92mm Male to 2.92mm
 Male, 40GHz VSWR1.15, MIL-STD 348B

RF Adapters Technical Data Sheet

PE93242

Configuration

- 2.92mm Male Connector 1
- 2.92mm Male Connector 2
- 50 Ohm

- High Temperature Adapter Design
- Straight Body Geometry

Features

- Max VSWR of 1.15:1 up to 40 GHz

- Gold over Nickel Plated Beryllium Copper Contact

Applications

- General Purpose Test

Description

Pasternack's PE93242 2.92mm male to 2.92mm male adapter is part of our full line of RF components available for same-day shipping. The 2.92mm connector mates mechanically with commercially available SMA and 3.5mm connectors. Our 2.92mm to 2.92mm adapter has a male to male gender configuration built of stainless steel in a high temperature adapter design. PE93242 2.92mm male to 2.92mm male adapter operates to 40 GHz. The Pasternack RF adapter provides excellent VSWR of 1.15:1 maximum.

RF adapters are often used to enable connections between two connector types that would otherwise not mate. Certain adapter configurations can also be used to protect connectors on expensive equipment where the number of connect/disconnect cycles is high. An RF, microwave or millimeter wave adapter is connected to the equipment, and the commonly changed connection is made with the adapter which can be easily replaced when it wears out after high usage; such adapters are referred to as connector savers. Pasternack also offers bulkhead, panel mount, hermetically sealed, reverse polarity, and isolated ground adapter varieties to serve all of your RF, microwave and millimeter wave needs.

Electrical Specifications

Description	Minimum	Typical	Maximum	Units
Frequency Range	DC		40	GHz
VSWR			1.15:1	
Insertion Loss			0.26	dB
Operating Voltage (AC)			250	Vrms
Dielectric Withstanding Voltage (AC)			750	Vrms
Insulation Resistance	5,000			MOhms
RF Leakage			100	dB

Mechanical Specifications

Size

Length	0.85 in [21.59 mm]
Width	0.31 in [7.87 mm]
Height	0.31 in [7.87 mm]

Click the following link (or enter part number in "SEARCH" on website) to obtain additional part information including price, inventory and certifications: [High Temperature Adapter 2.92mm Male to 2.92mm Male, 40GHz VSWR1.15, MIL-STD 348B PE93242](#)



High Temperature Adapter 2.92mm Male to 2.92mm
Male, 40GHz VSWR1.15, MIL-STD 348B

RF Adapters Technical Data Sheet

PE93242

Weight 0.01 lbs [4.54 g]

Description	Connector 1	Connector 2
Type	2.92mm Male	2.92mm Male
Polarity	Standard	Standard
Mating Cycles, Min	500	500
Hex Size	8 mm	8 mm
Mating Torque	11.47 in-lbs [1.30 Nm] min	11.47 in-lbs 1.30 Nm min
Contact Captivation Axial Force, Min	4.9 lbs [2.22 kg]	4.9 lbs [2.22 kg]
Coupling Proof Torque	15 in-lbs [1.7 Nm]	15 in-lbs [1.7 Nm]

Material Specifications

Description	Connector 1		Connector 2	
	Material	Plating	Material	Plating
Type	2.92mm Male		2.92mm Male	
Contact	Beryllium Copper	Gold over Nickel	Beryllium Copper	Gold over Nickel
Insulation	PEI		PEI	
Body	Stainless Steel	Passivated	Stainless Steel	Passivated
Coupling Nut	Stainless Steel	Passivated	Stainless Steel	Passivated

Environmental Specifications

Temperature

Operating Range -50 to +170 °C

Humidity

MIL-STD-202, Method 206

Thermal Shock

MIL-STD-202, Method 107, Condition B

Salt Spray

MIL-STD-202, Method 101, Condition B

Compliance Certifications (see [product page](#) for current document)

Plotted and Other Data

Notes:

Click the following link (or enter part number in "SEARCH" on website) to obtain additional part information including price, inventory and certifications: [High Temperature Adapter 2.92mm Male to 2.92mm Male, 40GHz VSWR1.15, MIL-STD 348B PE93242](#)



High Temperature Adapter 2.92mm Male to 2.92mm
Male, 40GHz VSWR1.15, MIL-STD 348B

RF Adapters Technical Data Sheet

PE93242

High Temperature Adapter 2.92mm Male to 2.92mm Male, 40GHz VSWR1.15, MIL-STD 348B from Pasternack Enterprises has same day shipment for domestic and International orders. Our RF, microwave and millimeter wave products maintain a 99.4% availability and are part of the broadest selection in the industry.

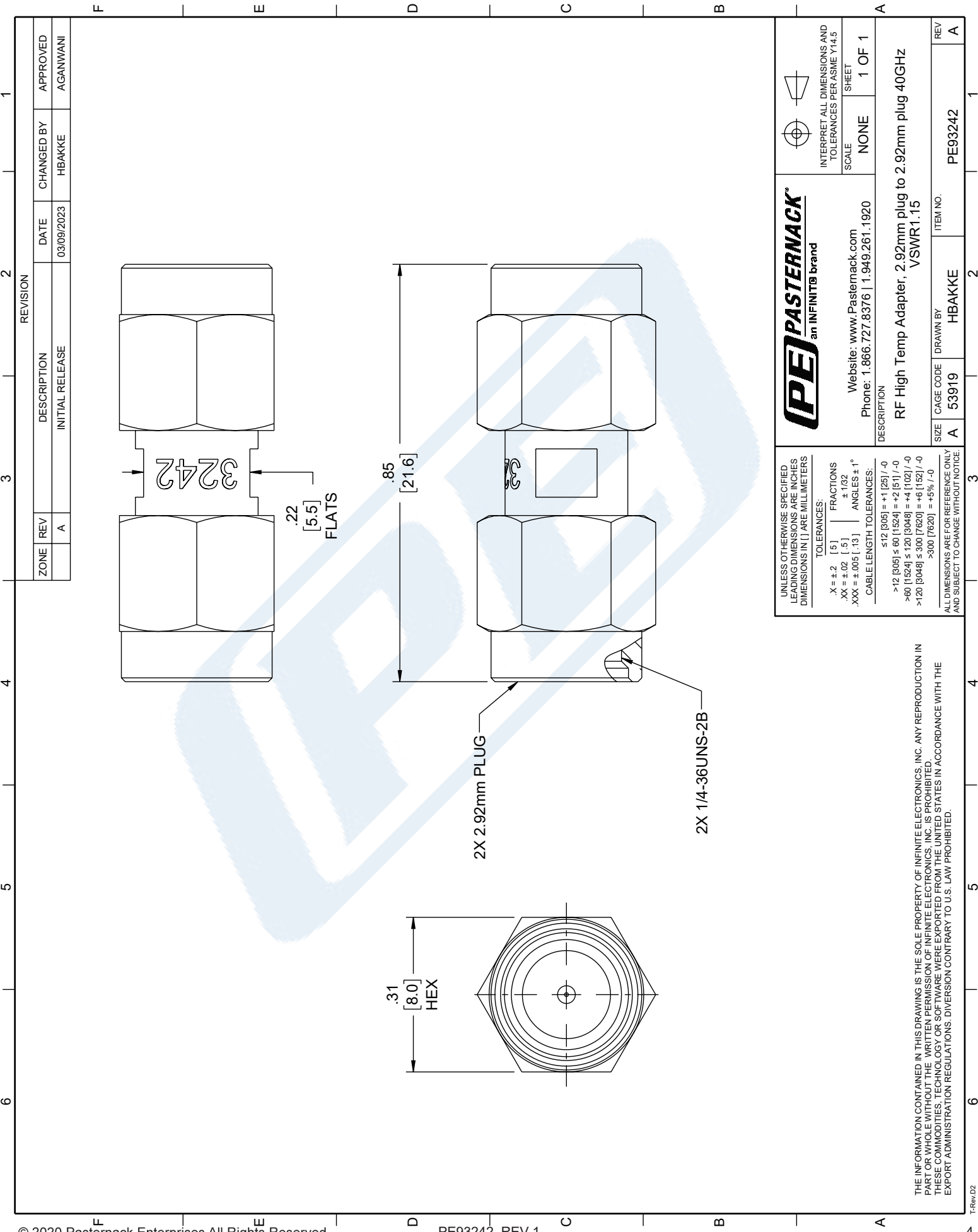
Click the following link (or enter part number in "SEARCH" on website) to obtain additional part information including price, inventory and certifications: [High Temperature Adapter 2.92mm Male to 2.92mm Male, 40GHz VSWR1.15, MIL-STD 348B PE93242](https://www.pasternack.com/high-temperature-adapter-2.92mm-male-to-2.92mm-male-adapter-40ghz-vswr1.15-mil-std-348b-pe93242-p.aspx)


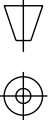
URL: <https://www.pasternack.com/high-temperature-adapter-2.92mm-male-to-2.92mm-male-adapter-40ghz-vswr1.15-mil-std-348b-pe93242-p.aspx>

The information contained in this document is accurate to the best of our knowledge and representative of the part described herein. It may be necessary to make modifications to the part and/or the documentation of the part, in order to implement improvements. Pasternack reserves the right to make such changes as required. Unless otherwise stated, all specifications are nominal. Pasternack does not make any representation or warranty regarding the suitability of the part described herein for any particular purpose, and Pasternack does not assume any liability arising out of the use of any part or documentation.

PE93242 CAD Drawing

High Temperature Adapter 2.92mm Male to 2.92mm
Male, 40GHz VSWR1.15, MIL-STD 348B



 PASTERNACK an INFINITO brand		 INTERPRET ALL DIMENSIONS AND TOLERANCES PER ASME Y14.5	
Website: www.Pasternack.com Phone: 1.866.727.8376 1.949.261.1920		SCALE NONE	SHEET 1 OF 1
DESCRIPTION RF High Temp Adapter, 2.92mm plug to 2.92mm plug 40GHz VSWR1.15			
SIZE A	CAGE CODE 53919	DRAWN BY HBAKKE	ITEM NO. PE93242
REV			A

UNLESS OTHERWISE SPECIFIED
LEADING DIMENSIONS ARE INCHES
DIMENSIONS IN [] ARE MILLIMETERS

TOLERANCES:
X = ±.2 [5] FRACTIONS
XX = ±.02 [.5] ±.132
XXX = ±.005 [.13] ANGLES ± 1°

CABLE LENGTH TOLERANCES:
≤12 [305] = ±.1 [25] / -0
>12 [305] ≤ 60 [1524] = ±.2 [51] / -0
>60 [1524] ≤ 120 [3048] = ±.4 [102] / -0
>120 [3048] ≤ 300 [7620] = ±.6 [152] / -0
>300 [7620] = ±.5% / -0

ALL DIMENSIONS ARE FOR REFERENCE ONLY
AND SUBJECT TO CHANGE WITHOUT NOTICE.

THE INFORMATION CONTAINED IN THIS DRAWING IS THE SOLE PROPERTY OF INFINITE ELECTRONICS, INC. ANY REPRODUCTION IN PART OR WHOLE WITHOUT THE WRITTEN PERMISSION OF INFINITE ELECTRONICS, INC. IS PROHIBITED.
THESE COMMODITIES, TECHNOLOGY OR SOFTWARE WERE EXPORTED FROM THE UNITED STATES IN ACCORDANCE WITH THE EXPORT ADMINISTRATION REGULATIONS. DIVERSION CONTRARY TO U.S. LAW PROHIBITED.